| bijkomende kosten | | van bouwkosten | | van opbrengsten | |
|---|---|---|---|---|---|
| 210 | m²go appartementen | 9,42% | % | 6,95% | % |
| 180 | m²go appartementen | 9,42% | % | 6,95% | % |
| 150 | m²go appartementen | 9,42% | % | 6,95% | % |
| 120 | m²go appartementen | 9,42% | % | 6,95% | % |
| 90 | m²go appartementen | 9,42% | % | 6,95% | % |
| 70 | m²go appartementen | 9,28% | % | 6,95% | % |
| 50 | m²go appartementen | 9,07% | % | 6,95% | % |
| 40 | m²go appartementen | 8,72% | % | 6,95% | % |
| 30 | m²go appartementen | 8,72% | % | 6,95% | % |
| 20 | m²go appartementen | 8,72% | % | 6,95% | % |
| stud | studenten | 8,37% | % | 6,95% | % |
| egw | eengezinswoningen | 8,35% | % | 6,95% | % |

| op- en afslagen locatie | | Δ bouwkosten mgw | | Δ bouwkosten egw | | Δ opbrengsten mgw | | Δ opbrengsten egw | | Δ opbrengsten stud-20m²go | | Δ opbrengsten stud-25m²go | | Δ opbrengsten stud-30m²go | | Δ opbrengsten stud-40m²go | |
|---|---|---|---|---|---|---|---|---|---|---|---|---|---|---|---|---|---|
| | basis | basis | | basis | | € 2.450,00 | m²go | € 2.250,00 | m²go | € 3.500,00 | m²go | € 3.000,00 | m²go | € 2.667,00 | m²go | € 2.250,00 | m²go |
| 1 | landelijk | € -12,50 | m²go | € -9,00 | m²go | € 50,00 | m²go | € 250,00 | m²go | € - | m²go | € - | m²go | € - | m²go | € - | m²go |
| 2 | binnenstedelijk | € - | m²go | € - | m²go | € 50,00 | m²go | € 250,00 | m²go | € - | m²go | € - | m²go | € - | m²go | € - | m²go |
| 3 | sterk binnenstedelijk | € 13,50 | m²go | € 10,00 | m²go | € 50,00 | m²go | € 250,00 | m²go | € - | m²go | € - | m²go | € - | m²go | € - | m²go |
| 4 | hartje centrum | € 44,00 | m²go | € 34,00 | m²go | € 300,00 | m²go | € 250,00 | m²go | € - | m²go | € - | m²go | € - | m²go | € - | m²go |
| 5 | historische woningen in centrum | € 44,00 | m²go | | | € 1.300,00 | m²go | | | | | | | | | | |

| extra inbouwpakketten | | Δ bouwkosten mgw | | Δ bouwkosten mgw | | Δ bouwkosten egw | | Δ bouwkosten egw | | extra kwaliteit | aanneemsom excl. btw |
|---|---|---|---|---|---|---|---|---|---|---|---|
| 999 | m²go | | | € 64,52 | m²go | | | € 61,48 | m²go | toilet in badkamer | € 760,00 |
| 250 | m²go | € 16.131,00 | woning | € 64,52 | m²go | € 15.371,00 | woning | € 61,48 | m²go | extra toiletruimte | € 1.710,00 |
| 200 | m²go | € 12.131,00 | woning | € 60,66 | m²go | € 11.371,00 | woning | € 56,86 | m²go | badkamer groter/luxer | € 1.500,00 |
| 180 | m²go | € 6.470,00 | woning | € 35,94 | m²go | € 5.710,00 | woning | € 31,72 | m²go | extra badkamer | € 3.161,00 |
| 150 | m²go | € 4.710,00 | woning | € 31,40 | m²go | € 4.710,00 | woning | € 31,40 | m²go | keuken +€ 1500 | € 1.500,00 |
| 120 | m²go | € 1.710,00 | woning | € 14,25 | m²go | € 1.500,00 | woning | € 12,50 | m²go | keuken +€ 2500 | € 2.500,00 |
| 90 | m²go | € 760,00 | woning | € 8,44 | m²go | € - | woning | € - | m²go | keuken +€ 5000 | € 5.000,00 |
| 70 | m²go | € - | woning | € - | m²go | € - | woning | € - | m²go | keuken +€ 7.500 | € 7.500,00 |
| 50 | m²go | € - | woning | € - | m²go | € - | woning | € - | m²go | | |
| 40 | m²go | € - | woning | € - | m²go | € - | woning | € - | m²go | | |
| 30 | m²go | € - | woning | € - | m²go | € - | woning | € - | m²go | | |
| 20 | m²go | € - | woning | € - | m²go | € - | woning | € - | m²go | | |

| toeslag (kar.) historische woningen | | Δ bouwkosten (voor)gevel | | Δ bouwkosten gevel | | Δ bouwkosten inbouw | | Δ bouwkosten inbouw | | extra kwaliteit | aanneemsom excl. btw | | dakrand/woning | | voorgevel/woning | |
|---|---|---|---|---|---|---|---|---|---|---|---|---|---|---|---|---|
| 180 | m²go | € 6.318,18 | woning | € 35,10 | m²go | € 2.700,00 | woning | € 15,00 | m²go | stelpost | € 15,00 | m²go | 4,0 | m¹ | 47,7 | m² |
| 150 | m²go | € 5.243,97 | woning | € 34,96 | m²go | € 2.250,00 | woning | € 15,00 | m²go | stelpost | € 120,00 | m² voorgevel | 3,3 | m¹ | 39,6 | m² |
| 120 | m²go | € 4.509,60 | woning | € 37,58 | m²go | € 1.800,00 | woning | € 15,00 | m²go | stelpost | € 150,00 | m¹ dakrand | 2,8 | m¹ | 34,0 | m² |
| 90 | m²go | € 3.716,38 | woning | € 41,29 | m²go | € 1.350,00 | woning | € 15,00 | m²go | | | | 2,3 | m¹ | 28,0 | m² |
| 70 | m²go | € 3.182,44 | woning | € 45,46 | m²go | € 1.050,00 | woning | € 15,00 | m²go | | | | 2,0 | m¹ | 24,0 | m² |
| 50 | m²go | € 2.414,38 | woning | € 48,29 | m²go | € 750,00 | woning | € 15,00 | m²go | | | | 1,5 | m¹ | 18,2 | m² |
| 40 | m²go | € 2.195,29 | woning | € 54,88 | m²go | € 600,00 | woning | € 15,00 | m²go | | | | 1,4 | m¹ | 16,6 | m² |
| 30 | m²go | € 2.181,00 | woning | € 72,70 | m²go | € 450,00 | woning | € 15,00 | m²go | | | | 1,4 | m¹ | 16,5 | m² |

| Overzicht berekende kosten MBM 27 januari 2016 | | | | | a | 27-mei-16 | | | | Verschil | | | | |

| Referenties voor Eeuwigdurend erfpacht Amsterdam, prijspeil 2014 | | | | | | m²go | m²go | m²go | m²go | | | | | | | | | | | | | | | | | | | | | | |
|---|---|---|---|---|---|---|---|---|---|---|---|---|---|---|---|---|---|---|---|---|---|---|---|---|---|---|---|---|---|---|---|
| type | lagen | lift | gbo | bvo | | stiko herbouw incl btw | stiko herbouw incl btw | stiko herbouw incl btw | stiko herbouw incl btw | | | | | | | | | | | | | | | | | | | | | | |
| tussenwoning plat dak | | toeslag projectgrootte 30 won - incl. | | | | € - | € - | € - | | | | | | | | | | | | | | | | | | | | | | | |
| tbv nr 1131, 1161, 1141 (ca 34.000) | | | | | | | | | | | | | | | | | | | | | | | | | | | | | | | |
| | | | | | | | | | | | | | | | | | | | | | | | | | | | | | | | |
| Tussenwoningen | | | go | | | € / m² go | | | | | | | | | | | | | | | | | | | | | | | | | |
| Tussenwoningen gemiddeld | | | 30 | | | € 2.853 | | | | € 28 | | | | | | | | | | | | | | | | | | | | | |
| Tussenwoningen gemiddeld | | | 50 | | | € 2.110 | | | | € -7 | | | | | | | | | | | | | | | | | | | | | |
| Tussenwoningen gemiddeld | | | 60 | | | € 1.966 | | | | € 12 | | | | | | | | | | | | | | | | | | | | | |
| Tussenwoningen gemiddeld | | | 75 | | | € 1.749 | | | | € -18 | | | | | | | | | | | | | | | | | | | | | |
| Tussenwoningen gemiddeld | | | 95 | | | € 1.520 | | | | € -16 | | | | | | | | | | | | | | | | | | | | | |
| Tussenwoningen gemiddeld | | | 115 | | | € 1.438 | | | | € -40 | | | | | | | | | | | | | | | | | | | | | |
| Tussenwoningen gemiddeld | | | 150 | | | € 1.268 | | | | € -43 | | | | | | | | | | | | | | | | | | | | | |
| Tussenwoningen gemiddeld | | | 200 | | | € 1.210 | | | | € -46 | | | | | | | | | | | | | | | | | | | | | |
| Tussenwoningen gemiddeld | | | 250 | | | € 1.096 | | | | € -52 | | | | | | | | | | | | | | | | | | | | | |
| | | | | | | | | | | | | | | | | | | | | | | | | | | | | | | | |
| Kopwoningen | | | go | | | € / m² go | | | | | | | | | | | | | | | | | | | | | | | | | |
| Kopwoningen gemiddeld | | | 30 | | | € 3.649 | | | | € 35 | | | | | | | | | | | | | | | | | | | | | |
| Kopwoningen gemiddeld | | | 50 | | | € 2.636 | | | | € -69 | | | | | | | | | | | | | | | | | | | | | |
| Kopwoningen gemiddeld | | | 60 | | | € 2.465 | | | | € -15 | | | | | | | | | | | | | | | | | | | | | |
| Kopwoningen gemiddeld | | | 75 | | | € 2.187 | | | | € -52 | | | | | | | | | | | | | | | | | | | | | |
| Kopwoningen gemiddeld | | | 95 | | | € 1.916 | | | | € -29 | | | | | | | | | | | | | | | | | | | | | |
| Kopwoningen gemiddeld | | | 115 | | | € 1.804 | | | | € -54 | | | | | | | | | | | | | | | | | | | | | |
| Kopwoningen gemiddeld | | | 150 | | | € 1.562 | | | | € -54 | | | | | | | | | | | | | | | | | | | | | |
| Kopwoningen gemiddeld | | | 200 | | | € 1.477 | | | | € -56 | | | | | | | | | | | | | | | | | | | | | |
| Kopwoningen gemiddeld | | | 250 | | | € 1.328 | | | | € -60 | | | | | | | | | | | | | | | | | | | | | |
| | | | | | | | | | | | | | | | | | | | | | | | | | | | | | | | |
| Rijtje inclusief opslag projectgrootte 30 woningen in basis | | | | | | | | | | | | | | | | | | | | | | | | | | | | | | | |
| rijtje gemiddeld | | | 30 | | | € 3.015 | | | | € 30 | | | | | | | | | | | | | | | | | | | | | |
| rijtje gemiddeld | | | 50 | | | € 2.218 | | | | € -10 | | | | | | | | | | | | | | | | | | | | | |
| rijtje gemiddeld | | | 60 | | | € 2.068 | | | | € 6 | | | | | | | | | | | | | | | | | | | | | |
| rijtje gemiddeld | | | 75 | | | € 1.839 | | | | € -23 | | | | | | | | | | | | | | | | | | | | | |
| rijtje gemiddeld | | | 95 | | | € 1.602 | | | | € -19 | | | | | | | | | | | | | | | | | | | | | |
| rijtje gemiddeld | | | 115 | | | € 1.514 | | | | € -43 | | | | | | | | | | | | | | | | | | | | | |
| rijtje gemiddeld | | | 150 | | | € 1.415 | | | | € -49 | | | | | | | | | | | | | | | | | | | | | |
| rijtje gemiddeld | | | 200 | | | € 1.266 | | | | € -48 | | | | | | | | | | | | | | | | | | | | | |
| Rijtje gemiddeld | | | 250 | | | € 1.144 | | | | € -53 | | | | | | | | | | | | | | | | | | | | | |
| | | | | | | | | | | | | | | | | | | | | | | | | | | | | | | | |
| | | | | | | | | | | | | | | | | | | | | | | | | | | | | | | | |
| | | | | | | | | | | | | | | | | | | | | | | | | | | | | | | | |
| Driveinwoning daarbij ook een separate buitenberging | | | | | | | | | | | | | | | | | | | | | | | | | | | | | | | |
| | | | | | | | | | | | | | | | | | | | | | | | | | | | | | | | |
| Driveinwoning zonder separate buitenberging | | | go | | | € / m² go | | | | | | | | | | | | | | | | | | | | | | | | | |
| kosten garage verdeeld over de gbo van de woningen! | | | | | | | | | | | | | | | | | | | | | | | | | | | | | | | |
| Drive in gemiddeld | | | | | | | | | | | | | | | | | | | | | | | | | | | | | | | |
| Drive in gemiddeld | | | 95 | | | € 1.747 | | | | € -69 | | | | | | | | | | | | | | | | | | | | | |
| Drive in gemiddeld | | | 115 | | | € 1.640 | | | | € -91 | | | | | | | | | | | | | | | | | | | | | |
| Drive in gemiddeld | | | 150 | | | € 1.519 | | | | € -93 | | | | | | | | | | | | | | | | | | | | | |
| Drive in gemiddeld | | | 200 | | | € 1.350 | | | | € -87 | | | | | | | | | | | | | | | | | | | | | |
| Drive in gemiddeld | | | 250 | | | € 1.216 | | | | € -89 | | | | | | | | | | | | | | | | | | | | | |
| | | | | | | | | | | | | | | | | | | | | | | | | | | | | | | | |
| 2 onder 1 kap woning | | | | | | | | | | | | | | | | | | | | | | | | | | | | | | | |
| tbv nr 1121 (ca 1.300) | | | | | | | | | | | | | | | | | | | | | | | | | | | | | | | |
| 2 onder 1 kapwoningen gemiddeld | | | go | | | € / m² go | | | | | | | | | | | | | | | | | | | | | | | | | |
| 2 onder 1 kapwoningen gemiddeld | | | 100 | | | € 1.805 | | | | € -39 | | | | | | | | | | | | | | | | | | | | | |
| 2 onder 1 kapwoningen gemiddeld | | | 120 | | | € 1.688 | | | | € -37 | | | | | | | | | | | | | | | | | | | | | |
| 2 onder 1 kapwoningen gemiddeld | | | 145 | | | € 1.551 | | | | € -29 | | | | | | | | | | | | | | | | | | | | | |

**Deze tabel van de eengezinswoningen wordt niet gebruikt in het blad totalen (nieuw)!**

| | | oude factor | € / m² bvo | nieuwe factor | € / m² gbo | verschil |
|---|---|---|---|---|---|---|
| | 30 | | | | € 2.853 | 1.310 |
| | 50 | 74% | € 1.568 | 81% | € 1.947 | 405 |
| | 60 | 68% | € 1.335 | 81% | € 1.657 | 115 |
| | 75 | 83% | € 1.450 | 81% | € 1.800 | 258 |
| | 95 | 82% | € 1.242 | 81% | € 1.542 | - |
| | 115 | 84% | € 1.203 | 81% | € 1.494 | -49 |
| | 150 | 83% | € 1.050 | 81% | € 1.304 | -239 |
| | 200 | 84% | € 1.021 | 81% | € 1.267 | -275 |
| | 250 | 87% | € 950 | 81% | € 1.180 | -362 |
| | | 81% | | | | |

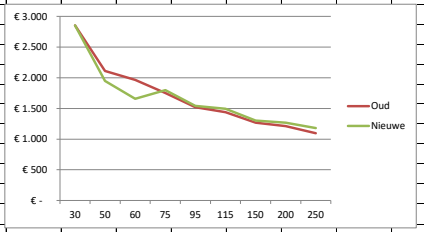


| | | oude factor | € / m² bvo | nieuwe factor | € / m² gbo | verschil |
|---|---|---|---|---|---|---|
| | 30 | | | | € 3.649 | 2.106 |
| | 50 | 71% | € 1.861 | 77% | € 2.433 | 890 |
| | 60 | 64% | € 1.587 | 77% | € 2.074 | 532 |
| | 75 | 78% | € 1.716 | 77% | € 2.243 | 701 |
| | 95 | 77% | € 1.481 | 77% | € 1.935 | 393 |
| | 115 | 79% | € 1.426 | 77% | € 1.864 | 322 |
| | 150 | 79% | € 1.232 | 77% | € 1.610 | 68 |
| | 200 | 80% | € 1.188 | 77% | € 1.552 | 10 |
| | 250 | 83% | € 1.102 | 77% | € 1.441 | -102 |
| | | 77% | | | | |

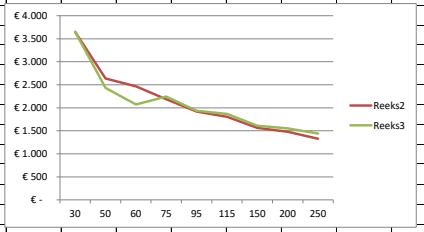

geel is de uitgerekende waarde

oranje studenten en bejaardenwoning voor 50 m²= galerijwoning en voor 40 e

Drive in woning exclusief buitenberging

**Kosten circa 3% lager dan in augustus 2015 door vervallen 3% nadere uitwerking.**

**Tabel exclusief toeslag lijst bereikbaarheid! En exlusief kosten deelobjecten.**

| 1 | 2 | 3 | 4 | 5 | 6 | 7 | 8 | 9 | 10 | 11 | 12 | 13 | 14 | 15 | 16 | 17 | 18 | kolomnrs |
|---|---|---|---|---|---|---|---|---|---|---|---|---|---|---|---|---|---|---|
| code | 1121 | 1131 | 1138 | 1141 | 1181 | 1183 | 1184 | 1185 | 1187 | 1188 | 1189 | 1384 | 1386 | 1981 | 1982 | 1987 | 1988 | SOC code |
| woningtype/opp ervlakte GO | twe onder 1 kap woningen | tussen woningen laagbouw | Drive - in woningen | hoek woningen | galerijflat | appartement | portiek flat | flat algemeen gemengd | beneden woning | boven woning | corridor flat | studenten woningen | bejaarden woningen | karakteristiek historisch beneden | karakteristiek historisch boven | karakteristiek historisch beneden wijk A | karakteristiek historisch boven wijk A | |
| 20 | | | | | | | | | | | | | | | | | | |
| 21 | | | | | | | | | | | | | | | | | | |
| 22 | | | | | | | | | | | | | | | | | | |
| 23 | | | | | | | | | | | | | | | | | | |
| 24 | | | | | | | | | | | | | | | | | | |
| 25 | | | | | | | | | | | | | | | | | | |
| 26 | | | | | | | | | | | | | | | | | | |
| 27 | | | | | | | | | | | | | | | | | | |
| 28 | | | | | | | | | | | | | | | | | | |
| 29 | | | | | | | | | | | | | | | | | | |
| 30 | | € 2.853 | | € 3.649 | | | | | € 2.682 | € 2.682 | € 2.528 | € 2.642 | € 2.642 | € 2.838 | € 2.838 | € 2.906 | € 2.906 | |
| 31 | | | | | | | | | | | | | | | | | | |
| 32 | | | | | | | | | | | | | | | | | | |
| 33 | | | | | | | | | | | | | | | | | | |
| 34 | | | | | | | | | | | | | | | | | | |
| 35 | | | | | | | | | | | | | | | | | | |
| 36 | | | | | | | | | | | | | | | | | | |
| 37 | | | | | | | | | | | | | | | | | | |
| 38 | | | | | | | | | | | | | | | | | | |
| 39 | | | | | | | | | | | | | | | | | | |
| 40 | | | | | | | | | € 2.338 | € 2.338 | € 2.202 | € 2.316 | € 2.316 | € 2.487 | € 2.487 | € 2.560 | € 2.560 | |
| 41 | | | | | | | | | | | | | | | | | | |
| 42 | | | | | | | | | | | | | | | | | | |
| 43 | | | | | | | | | | | | | | | | | | |
| 44 | | | | | | | | | | | | | | | | | | |
| 45 | | | | | | | | | | | | | | | | | | |
| 46 | | | | | | | | | | | | | | | | | | |
| 47 | | | | | | | | | | | | | | | | | | |
| 48 | | | | | | | | | | | | | | | | | | |
| 49 | | | | | | | | | | | | | | | | | | |
| 50 | | € 2.110 | | € 2.636 | € 2.211 | € 2.355 | € 2.429 | | € 2.207 | € 2.207 | € 2.103 | € 2.211 | € 2.211 | € 2.359 | € 2.359 | € 2.437 | € 2.437 | |
| 51 | | | | | | | | | | | | | | | | | | |
| 52 | | | | | | | | | | | | | | | | | | |
| 53 | | | | | | | | | | | | | | | | | | |
| 54 | | | | | | | | | | | | | | | | | | |
| 55 | | | | | | | | | | | | | | | | | | |
| 56 | | | | | | | | | | | | | | | | | | |
| 57 | | | | | | | | | | | | | | | | | | |
| 58 | | | | | | | | | | | | | | | | | | |
| 59 | | | | | | | | | | | | | | | | | | |
| 60 | | € 1.966 | | € 2.465 | | | | | | | | | | | | | | |
| 61 | | | | | | | | | | | | | | | | | | |
| 62 | | | | | | | | | | | | | | | | | | |
| 63 | | | | | | | | | | | | | | | | | | |
| 64 | | | | | | | | | | | | | | | | | | |
| 65 | | | | | | | | | | | | | | | | | | |
| 66 | | | | | | | | | | | | | | | | | | |
| 67 | | | | | | | | | | | | | | | | | | |
| 68 | | | | | | | | | | | | | | | | | | |
| 69 | | | | | | | | | | | | | | | | | | |
| 70 | | | | | € 2.046 | € 2.216 | € 2.244 | | € 2.216 | € 2.216 | € 1.926 | € 2.046 | € 2.046 | € 2.379 | € 2.379 | € 2.466 | € 2.466 | |
| 71 | | | | | | | | | | | | | | | | | | |
| 72 | | | | | | | | | | | | | | | | | | |
| 73 | | | | | | | | | | | | | | | | | | |
| 74 | | | | | | | | | | | | | | | | | | |
| 75 | | € 1.749 | | € 2.187 | | | | | | | | | | | | | | |
| 76 | | | | | | | | | | | | | | | | | | |
| 77 | | | | | | | | | | | | | | | | | | |
| 78 | | | | | | | | | | | | | | | | | | |
| 79 | | | | | | | | | | | | | | | | | | |
| 80 | | | | | | | | | | | | | | | | | | |
| 81 | | | | | | | | | | | | | | | | | | |
| 82 | | | | | | | | | | | | | | | | | | |
| 83 | | | | | | | | | | | | | | | | | | |
| 84 | | | | | | | | | | | | | | | | | | |
| 85 | | | | | | | | | | | | | | | | | | |
| 86 | | | | | | | | | | | | | | | | | | |
| 87 | | | | | | | | | | | | | | | | | | |
| 88 | | | | | | | | | | | | | | | | | | |
| 89 | | | | | | | | | | | | | | | | | | |
| 90 | | | | | € 1.880 | € 2.061 | € 2.080 | € 1.931 | € 2.072 | € 2.072 | € 1.820 | € 1.880 | € 1.880 | € 2.240 | € 2.240 | € 2.331 | € 2.331 | |
| 91 | | | | | | | | | | | | | | | | | | |
| 92 | | | | | | | | | | | | | | | | | | |
| 93 | | | | | | | | | | | | | | | | | | |
| 94 | | | | | | | | | | | | | | | | | | |
| 95 | | € 1.520 | € 1.747 | € 1.916 | | | | | | | | | | | | | | |
| 96 | | | | | | | | | | | | | | | | | | |
| 97 | | | | | | | | | | | | | | | | | | |
| 98 | | | | | | | | | | | | | | | | | | |
| 99 | | | | | | | | | | | | | | | | | | |
| 100 | € 1.805 | | | | | | | | | | | | | | | | | |
| 101 | | | | | | | | | | | | | | | | | | |
| 102 | | | | | | | | | | | | | | | | | | |
| 103 | | | | | | | | | | | | | | | | | | |
| 104 | | | | | | | | | | | | | | | | | | |
| 105 | | | | | | | | | | | | | | | | | | |
| 106 | | | | | | | | | | | | | | | | | | |
| 107 | | | | | | | | | | | | | | | | | | |
| 108 | | | | | | | | | | | | | | | | | | |
| 109 | | | | | | | | | | | | | | | | | | |
| 110 | | | | | | | | | | | | | | | | | | |
| 111 | | | | | | | | | | | | | | | | | | |
| 112 | | | | | | | | | | | | | | | | | | |
| 113 | | | | | | | | | | | | | | | | | | |
| 114 | | | | | | | | | | | | | | | | | | |
| 115 | | € 1.438 | € 1.640 | € 1.804 | | | | | | | | | | | | | | |

| | | | | | | | | | | | | | | | | | | | |
|---|---|---|---|---|---|---|---|---|---|---|---|---|---|---|---|---|---|---|---|
| 120 | € 1.688 | | | | | | | | | € 1.913 | € 1.913 | € 1.673 | | | € 2.085 | € 2.085 | € 2.182 | € 2.182 |
| 145 | € 1.551 | | | | | | | | | | | | | | | | | |
| 150 | | € 1.268 | € 1.519 | € 1.562 | | | | | | € 1.814 | € 1.814 | € 1.591 | | | € 1.988 | € 1.988 | € 2.089 | € 2.089 |
| 181 | | | | | | | | | | € 1.764 | € 1.764 | € 1.516 | | | € 1.933 | € 1.933 | € 2.031 | € 2.031 |
| 200 | | € 1.210 | € 1.350 | € 1.477 | | | | | | | | | | | | | | |


€ 1.096
€ 1.216
€ 1.328

| | Oud | | | | | | | | Nieuw | | | | | | | |
|---|---|---|---|---|---|---|---|---|---|---|---|---|---|---|---|---|
| | 30 | 40 | 50 | 70 | 90 | 120 | 150 | 181 | 30 | 40 | 50 | 70 | 90 | 120 | 150 | 181 |
| bovenwoning + benedenwoning | 3.431 | 2.766 | 2.446 | 2.224 | 1.959 | 1.707 | 1.559 | 1.558 | 2.682 | 2.338 | 2.207 | 2.216 | 2.072 | 1.913 | 1.814 | 1.764 |
| Historisch bovenwoning + benedenwoning | 3.549 | 2.860 | 2.532 | 2.306 | 2.035 | 1.779 | 1.627 | 1.626 | 2.838 | 2.487 | 2.359 | 2.379 | 2.240 | 2.085 | 1.988 | 1.933 |
| portiekflat | | | 2.621 | 2.209 | 1.967 | | | | | | 2.429 | 2.244 | 2.080 | | | |
| galerijflat | | | 2.313 | 2.026 | 1.818 | | | | | | 2.211 | 2.046 | 1.880 | | | |
| Corridorflat | 2.885 | 2.375 | 2.166 | 1.971 | 1.803 | 1.589 | 1.473 | 1.372 | 2.528 | 2.202 | 2.103 | 1.926 | 1.820 | 1.673 | 1.591 | 1.516 |
| Appartement 1183 (ca 4000) | | | 2.541 | 2.181 | 1.950 | | | | | | 2.355 | 2.216 | 2.061 | | | |

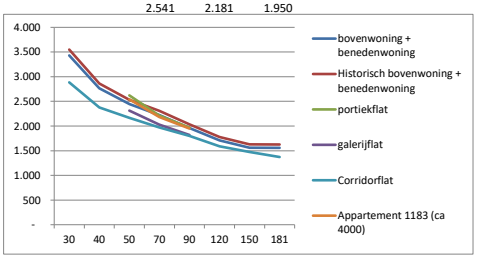


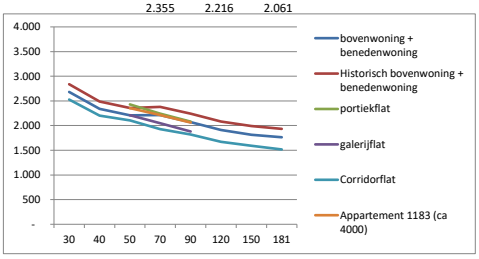

| Stichtingskosten per m² GO inclusief BTW exclusief locatietoeslag | | | | | | |
|---|---|---|---|---|---|---|
| | GO in m² | stiko per m² GO per 23 mei 2016 | | verschil met laagste kosten MG | | opmerking |
| benedenwoning | 50 | € | 2.446 | € | 280 | |
| bovenwoning | 50 | € | 2.446 | € | 280 | |
| karakteristieke historisch | 50 | € | 2.532 | € | 366 | (wel inclusief bereikbaarheidstoeslag) |
| portiekflat | 50 | € | 2.621 | € | 455 | |
| galerijflat | 50 | € | 2.313 | € | 146 | |
| corridorflat | 50 | € | 2.166 | € | - | |
| appartement | 50 | € | 2.541 | € | 375 | |
| studentenwoning | 50 | € | 2.313 | € | 146 | ( kosten gelijk aan galerijflat) |
| tussenwoning | 50 | € | 2.110 | | eg | |
| kopwoning | 50 | € | 2.636 | | eg | |

| Stichtingskosten per m² GO inclusief BTW exclusief locatietoeslag | | | | | | |
|---|---|---|---|---|---|---|
| | GO in m² | stiko per m² GO per 23 mei 2016 | | verschil met laagste kosten MG | | opmerking |
| benedenwoning | 90 | € | 1.959 | € | 156 | |
| bovenwoning | 90 | € | 1.959 | € | 156 | |
| karakteristieke historisch | 90 | € | 2.035 | € | 233 | (wel inclusief bereikbaarheidstoeslag) |
| portiekflat | 90 | € | 1.967 | € | 165 | |
| galerijflat | 90 | € | 1.818 | € | 16 | |
| corridorflat | 90 | € | 1.803 | € | - | |
| appartement | 90 | € | 1.950 | € | 147 | |
| studentenwoning | 90 | € | 1.818 | € | 16 | ( kosten gelijk aan galerijflat) |
| tussenwoning | 95 | € | 1.520 | | eg | |
| kopwoning | 95 | € | 1.916 | | eg | |

| Meerkosten bereikbaarheid locatie | | | | meerkosten incl btw | |
|---|---|---|---|---|---|
| **Stadsdeel** | **BC** | **BC Naam** | **code** | **mg** | **eg** |
| **A Centrum** | A00 | Burgwallen Oude Zijde | 4 | € 57 | € 44 |
| **(10 bc)** | A01 | Burgwallen Nieuwe Zijde | 4 | € 57 | € 44 |
| | A02 | Grachtengordel West | 4 | € 57 | € 44 |
| | A03 | Grachtengordel Zuid | 4 | € 57 | € 44 |
| | A04 | Nieuwmarkt/Lastage | 4 | € 57 | € 44 |
| | A05 | Haarlemmerbuurt | 4 | € 57 | € 44 |
| | A06 | Jordaan | 4 | € 57 | € 44 |
| | A07 | De Weteringschans | 4 | € 57 | € 44 |
| | A08 | Weesperbuurt/Plantage | 4 | € 57 | € 44 |
| | A09 | Oostelijke Eilanden/Kadijken | 4 | € 57 | € 44 |
| **B Westpoort** | B10 | Westelijk Havengebied | 2 | € - | € - |
| **( 1 bc)** | | | | | |
| **E West** | E12 | Houthavens | 2 | € - | € - |
| **(20 bc)** | E13 | Spaarndammer- en Zeeheldenbuurt | 2 | € - | € - |
| | E14 | Staatsliedenbuurt | 3 | € 18 | € 13 |
| | E15 | Centrale Markt | 3 | € 18 | € 13 |
| | E16 | Frederik Hendrikbuurt | 3 | € 18 | € 13 |
| | E17 | Da Costabuurt | 3 | € 18 | € 13 |
| | E18 | Kinkerbuurt | 3 | € 18 | € 13 |
| | E19 | Van Lennepbuurt | 3 | € 18 | € 13 |
| | E20 | Helmersbuurt | 3 | € 18 | € 13 |
| | E21 | Overtoomse Sluis | 3 | € 18 | € 13 |
| | E22 | Vondelbuurt | 3 | € 18 | € 13 |
| | E36 | Sloterdijk | 2 | € - | € - |
| | E37 | Landlust | 2 | € - | € - |
| | E38 | Erasmuspark | 2 | € - | € - |
| | E39 | De Kolenkit | 2 | € - | € - |
| | E40 | Geuzenbuurt | 2 | € - | € - |
| | E41 | Van Galenbuurt | 2 | € - | € - |
| | E42 | Hoofdweg e.o. | 3 | € 18 | € 13 |
| | E43 | Westindische Buurt | 3 | € 18 | € 13 |
| | E75 | Chassébuurt | 3 | € 18 | € 13 |

| Meerkosten bereikbaarheid locatie | | | | meerkosten incl btw | |
|---|---|---|---|---|---|
| **Stadsdeel** | **BC** | **BC Naam** | **code** | **mg** | **eg** |
| **F Nieuw-West** | F11 | Bedrijventerrein Sloterdijk | 1 | € -16 | € -12 |
| **(15 bc)** | F76 | Slotermeer Noordoost | 2 | € - | € - |
| | F77 | Slotermeer Zuidwest | 2 | € - | € - |
| | F78 | Geuzenveld | 2 | € - | € - |
| | F79 | Eendracht | 2 | € - | € - |
| | F80 | Lutkemeer/Ookmeer | 2 | € - | € - |
| | F81 | Osdorp Oost | 2 | € - | € - |
| | F82 | Osdorp Midden | 2 | € - | € - |
| | F83 | De Punt | 2 | € - | € - |
| | F84 | Middelveldsche Akerpolder | 2 | € - | € - |
| | F85 | Slotervaart Noord | 2 | € - | € - |
| | F86 | Overtoomse Veld | 2 | € - | € - |
| | F87 | Westlandgracht | 2 | € - | € - |
| | F88 | Sloter-/Riekerpolder | 2 | € - | € - |
| | F89 | Slotervaart Zuid | 2 | € - | € - |
| **K Zuid** | K23 | Zuidas | 3 | € 18 | € 13 |
| **(16 bc)** | K24 | Oude Pijp | 3 | € 18 | € 13 |
| | K25 | Nieuwe Pijp | 3 | € 18 | € 13 |
| | K26 | Zuid Pijp | 3 | € 18 | € 13 |
| | K44 | Hoofddorppleinbuurt | 3 | € 18 | € 13 |
| | K45 | Schinkelbuurt | 3 | € 18 | € 13 |
| | K46 | Willemspark | 3 | € 18 | € 13 |
| | K47 | Museumkwartier | 3 | € 18 | € 13 |
| | K48 | Stadionbuurt | 3 | € 18 | € 13 |
| | K49 | Apollobuurt | 3 | € 18 | € 13 |
| | K52 | Scheldebuurt | 3 | € 18 | € 13 |
| | K53 | IJselbuurt | 3 | € 18 | € 13 |
| | K54 | Rijnbuurt | 3 | € 18 | € 13 |
| | K59 | Prinses Irenebuurt e.o. | 3 | € 18 | € 13 |
| | K90 | Buitenveldert West | 2 | € - | € - |
| | K91 | Buitenveldert Oost | 2 | € - | € - |

| Meerkosten bereikbaarheid locatie | | | | meerkosten incl btw | |
|---|---|---|---|---|---|
| **Stadsdeel** | **BC** | **BC Naam** | **code** | **mg** | **eg** |
| **M Oost** | M27 | Weesperzijde | 3 | € 18 | € 13 |
| **(15 bc)** | M28 | Oosterparkbuurt | 3 | € 18 | € 13 |
| | M29 | Dapperbuurt | 3 | € 18 | € 13 |
| | M30 | Transvaalbuurt | 3 | € 18 | € 13 |
| | M31 | Indische Buurt West | 3 | € 18 | € 13 |
| | M32 | Indische Buurt Oost | 3 | € 18 | € 13 |
| | M33 | Oostelijk Havengebied | 3 | € 18 | € 13 |
| | M34 | Zeeburgereiland/Nieuwe Diep | 2 | € - | € - |
| | M35 | IJburg West | 2 | € - | € - |
| | M50 | IJburg Oost | 2 | € - | € - |
| | M51 | IJburg Zuid | 2 | € - | € - |
| | M55 | Frankendael | 3 | € 18 | € 13 |
| | M56 | Middenmeer | 3 | € 18 | € 13 |
| | M57 | Betondorp | 2 | € - | € - |

| op- en afslagen locatie | | Δ bouwkosten mgw | Δ bouwkosten egw |
|---|---|---|---|
| | basis | basis | basis |
| 1 | landelijk | € -12,50 m²go | € -9,00 m²go |
| 2 | binnenstedelijk | € - m²go | € - m²go |
| 3 | sterk binnenstedelijk | € 13,50 m²go | € 10,00 m²go |
| 4 | hartje centrum | € 44,00 m²go | € 34,00 m²go |
| 5 | historische woningen in c | € 44,00 m²go | |

| | |
|---|---|
| opslag btw | 21% |
| opslag bijkomende kosten | 9% |

| | | | | | |
|---|---|---|---|---|---|
| | M58 | Omval/Overamstel | 2 | € - | € - |
| **N Noord** | N60 | Volewijck | 2 | € - | € - |
| **( 14 bc)** | N61 | IJplein/Vogelbuurt | 2 | € - | € - |
| | N62 | Tuindorp Nieuwendam | 2 | € - | € - |
| | N63 | Tuindorp Buiksloot | 2 | € - | € - |
| | N64 | Nieuwendammerdijk/Buiksloterdijk | 2 | € - | € - |
| | N65 | Tuindorp Oostzaan | 2 | € - | € - |
| | N66 | Oostzanerwerf | 2 | € - | € - |
| | N67 | Kadoelen | 2 | € - | € - |
| | N68 | Waterlandpleinbuurt | 2 | € - | € - |
| | N69 | Buikslotermeer | 2 | € - | € - |
| | N70 | Banne Buiksloot | 2 | € - | € - |
| | N71 | Noordelijke IJ-oevers Oost | 2 | € - | € - |
| | N72 | Noordelijke IJ-oevers West | 2 | € - | € - |
| | N73 | Waterland | 1 | € -16 | € -12 |
| | N74 | Elzenhagen | 2 | € - | € - |
| **T Zuidoost** | T92 | Amstel III/Bullewijk | 1 | € -16 | € -12 |
| **(7 bc)** | T93 | Bijlmer Centrum (D,F,H) | 2 | € - | € - |
| | T94 | Bijlmer Oost (E,G,K) | 2 | € - | € - |
| | T95 | Nellestein | 2 | € - | € - |
| | T96 | Holendrecht/Reigersbos | 2 | € - | € - |
| | T97 | Gein | 1 | € -16 | € -12 |
| | T98 | Driemond | 1 | € -16 | € -12 |

Blad berekeningen gebaseerd op de ingediende kosten MBM 23 mei 2016

zelf middeling GO-BVO toegepast voor de meergezinswoningen. E.e.a. als toegepast op het overleg 24 mei 2016, Weesperstraat 430
Bij eengezinswoningen is geen middeling GO-BVO toegepast omdat deze verhouding niet echt van invloed was op de kosten.

De knik in de grafiek beneden en bovenwoning en de historische beneden en bovenwoning ontstaat omdat:
voor de woningen van 30-40 en 50 m² in de kosten is uitgegaan van een gemiddelde van 2 woningen per laag samen met 1 woning per laag.
Voor de woningen van 70 m² is uitgegaan van 1 woning per laag. Omdat 1 woning per laag duurder is onstaat op die plek een verhoudingsgewijs hoger kosteniveau.