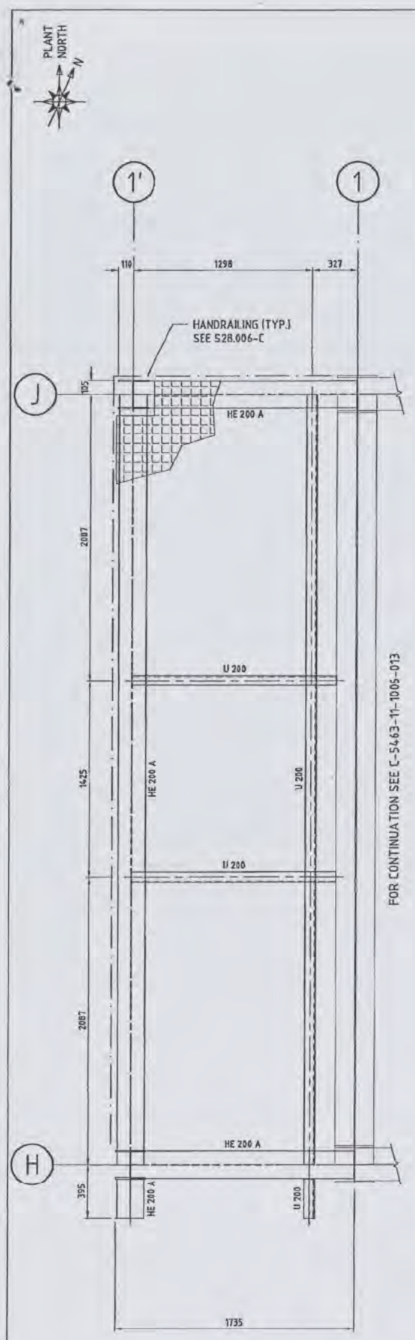

PLAN AT T.O.S. EL.+5.700
SCALE 1:20

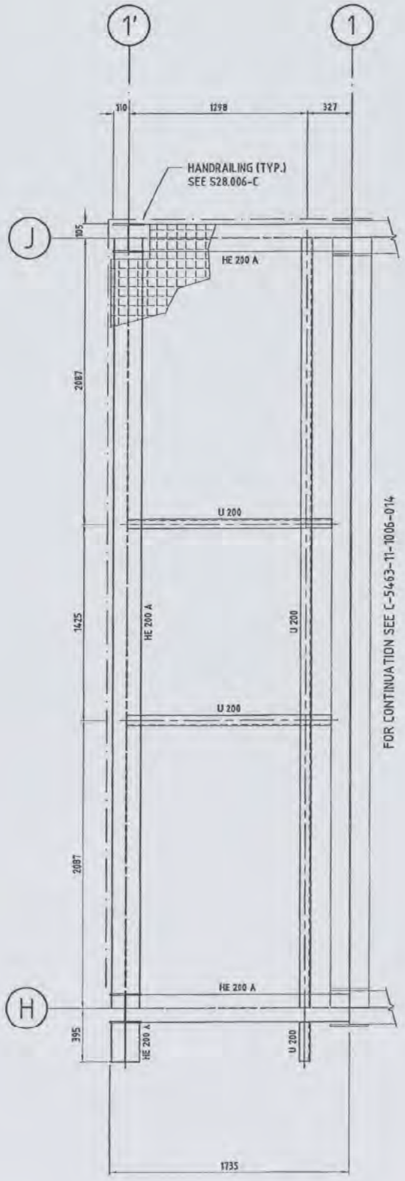

PLAN AT T.O.S. EL.+8.900
SCALE 1:20

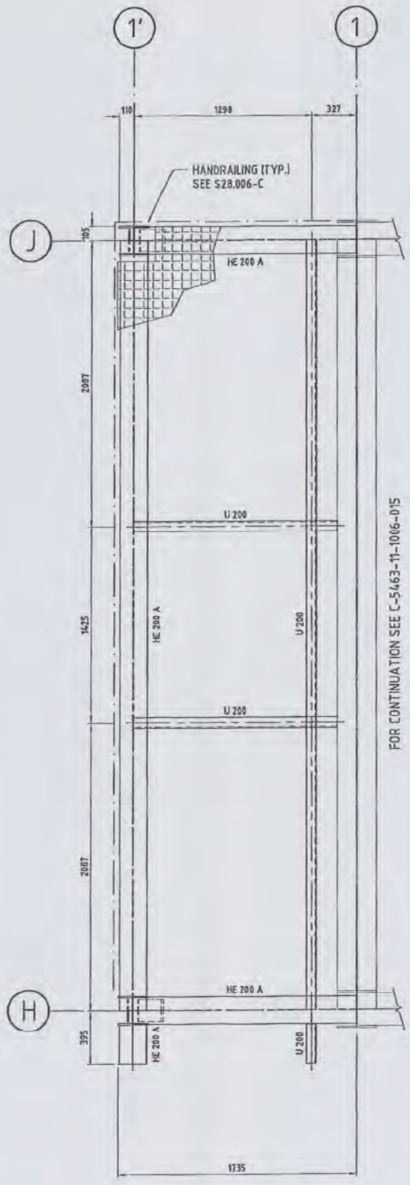

PLAN AT T.O.S. EL.+12.100
SCALE 1:20

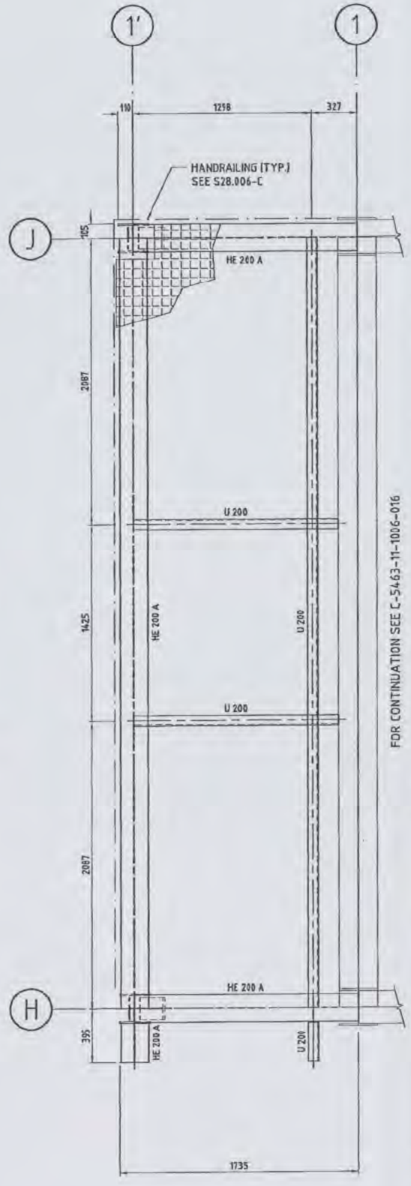

PLAN AT T.O.S. EL.+15.300
SCALE 1:20

SHELL KEY-PLAN

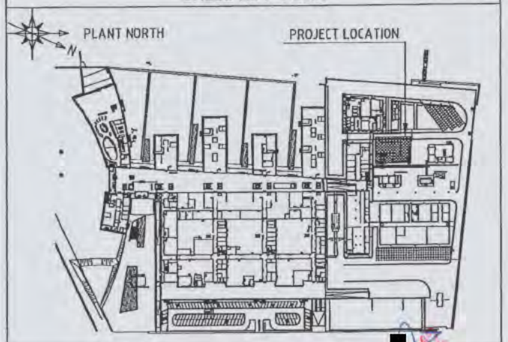

REFERENCE DRAWINGS

FOR REFERENCE DRAWINGS SEE DWG. C-5463-11-1006-012

GENERAL NOTES

1. ALL DIMENSIONS ARE IN MM
2. ALL ELEVATION ARE ACC. NAP
3. R&R SECTION F-G/1-4
   PROCESS MODULE 1 H-J/1-4-6
   PROCESS MODULE 2 H-I-K-L/7-8
4. MAIN STAIRS (EAST) D-E/3-5
   STAIRS (WEST) F-G/1

Afgedrukt bij de beschikking van het
Dagelijks Bestuur van het
Stadsdeel Amsterdam-Noord
26 JULI 2012

HOLDS

1. PROFILE SIZES
2. FLOOR ELEVATIONS

KEY-PLAN

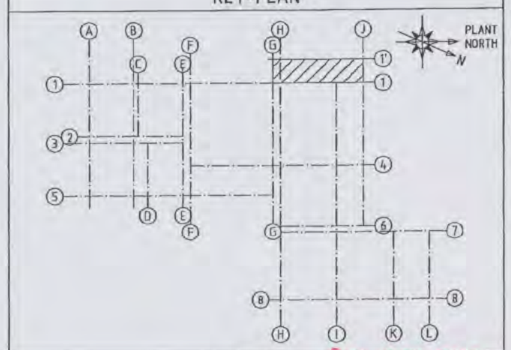

NOTES

09 MAART 2012

FOR BUILDING PERMIT
06-03-2012

SPIE Controlec Engineering

ISSUE	DATE	Rel.Dr. Dsgn/wit. Designer	Rel.Dr. Dsgn/wit. Custodian	DESCRIPTION
A				
0	06-03-2012	[redacted]		FOR BUILDING PERMIT

APPROVED BY

this document is confidential. Neither the whole nor any part of this document may be disclosed to any third party without the prior written consent of Shell Global Solutions International B.V. and Shell International Exploration and Production B.V., The Hague, The Netherlands. The copyright of this document is vested in those companies. All rights reserved. Neither the whole nor any part of this document may be reproduced, stored in any retrieval system or transmitted in any form or by any means (electronic, mechanical, reprographic, recording or otherwise) without the prior written consent of the copyright owners.

PLOT PLAN OMO INTEGRATED PILOT PLANT
PROCESS MODULE 1 – PLAN WALKWAYS WEST

STANDARD DRAWING	SCALE: 1:20	Sheet No. 019 of 031	Size A1
SHELL GLOBAL SOLUTIONS INTERNATIONAL B.V. SHELL INTERNATIONAL EXPLORATION AND PRODUCTION B.V.	ID 5463	DRG No. C 5463-11-1006 Issue 0	

Image Engineering Color Reference Chart IT8.7/2 Serial No. 318
Patch/Reference Assistance on UTT
the scale towards document

Behoort bij de beschikking van het
Dagelijks Bestuur van het
Stadsdeel Amsterdam-Noord
dd.
26 JULI 2012

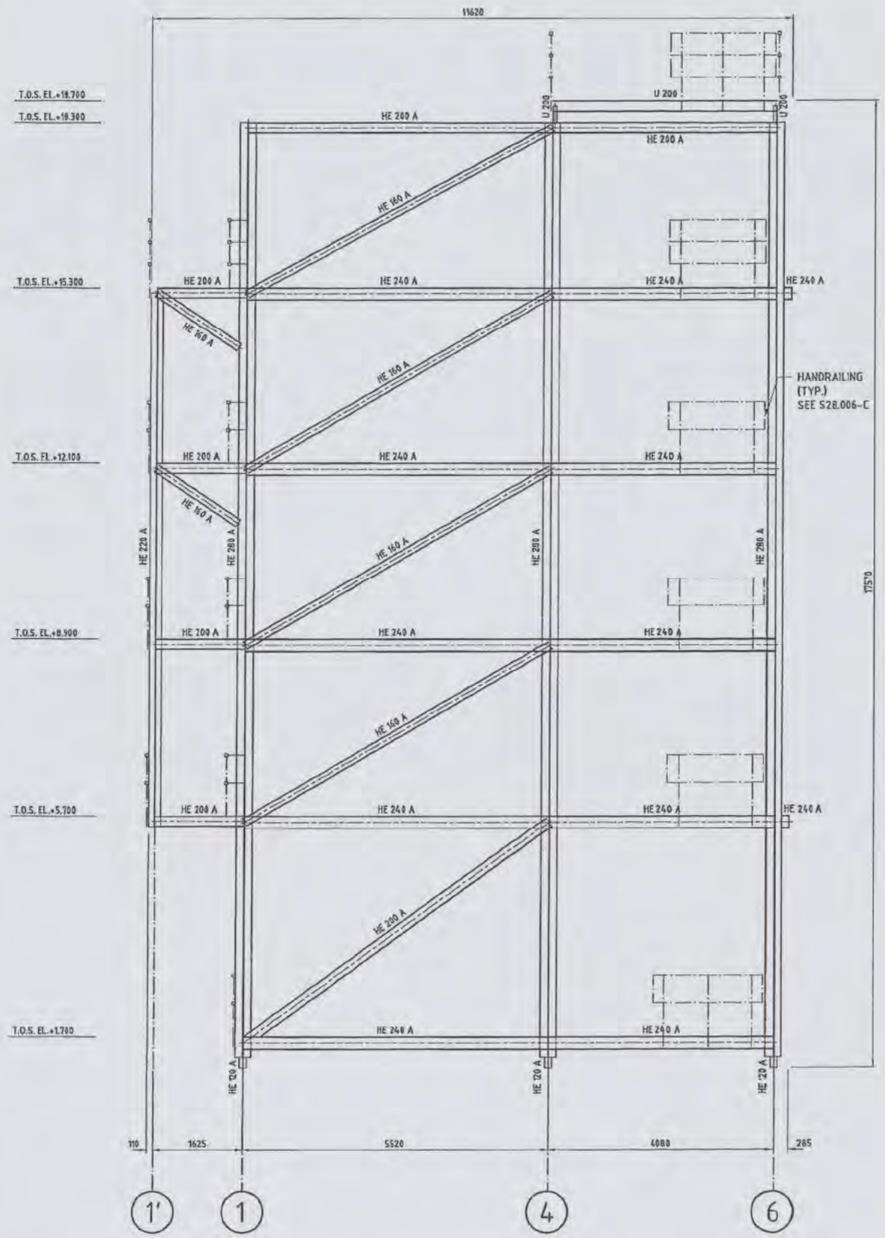

SECTION - ROW H
SCALE 1:50

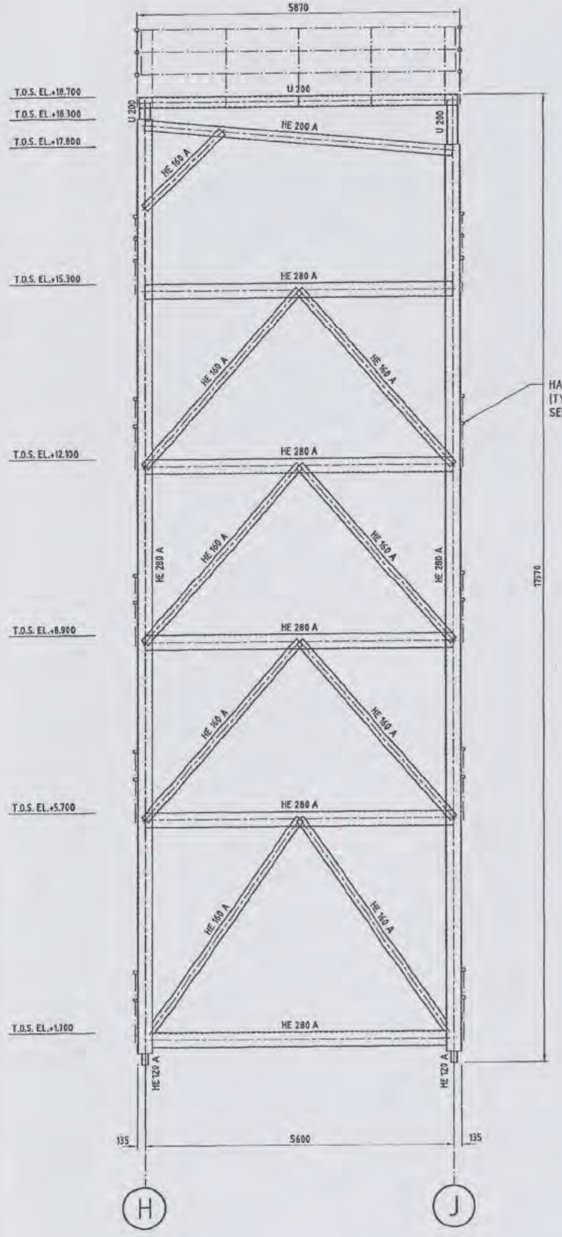

SECTION - ROW 6
SCALE 1:50

SHELL KEY-PLAN

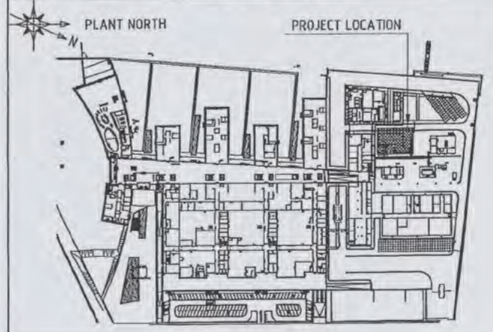

REFERENCE DRAWINGS

FOR REFERENCE DRAWINGS SEE DWG. C-5463-11-1006-012

GENERAL NOTES

1. ALL DIMENSIONS ARE IN MM
2. ALL ELEVATION ARE ACC. NAP
3. R&R SECTION F-G/1-4
   PROCESS MODULE 1 H-J/1-4-6
   PROCESS MODULE 2 H-J-K-L/7-9
4. MAIN STAIRS (EAST) D-E/3-5
   STAIRS (WEST) F-G/1

Behoort bij de beschikking van het
Dagelijks Bestuur van het
Stadsdeel Amsterdam-Noord
dd. 26 JULI 2012

HOLDS

1. PROFILE SIZES
2. FLOOR ELEVATIONS

KEY-PLAN

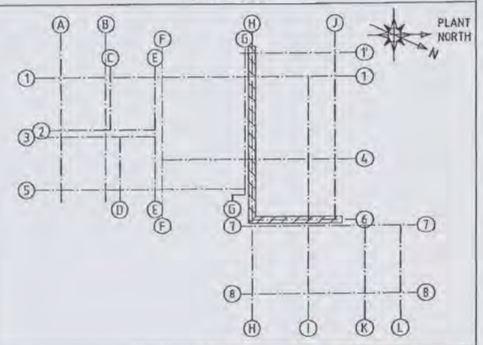

NOTES

09 MAART 2012

FOR BUILDING PERMIT
06-03-2012

SPIE Controlec Engineering

ISSUE	DATE	Retlnd. Dgn/Ptl. Designer	Retlnd. Dgn/Ptl. Custodian	DESCRIPTION
A				
0	06-03-2012	[redacted]		FOR BUILDING PERMIT

APPROVED BY

This document is confidential. Neither the whole nor any part of this document may be disclosed to any third party without the prior written consent of Shell Global Solutions International B.V. and Shell International Exploration and Production B.V., the Hague, The Netherlands. The copyright of this document is vested in these companies. All rights reserved. Neither the whole nor any part of this document may be reproduced, stored in any retrieval system or transmitted in any form or by any means (electronic, mechanical, reprographic, recording or otherwise) without the prior written consent of the copyright owners.

PLOT PLAN OMO INTEGRATED PILOT PLANT
PROCESS MODULE 1 – SECTION AT ROW H & 6

STANDARD DRAWING	SCALE 1:50	Sheet No. 020 of 031	Size A1
SHELL GLOBAL SOLUTIONS INTERNATIONAL B.V. SHELL INTERNATIONAL EXPLORATION AND PRODUCTION B.V.	ID 5463	DRG No. C 5463-11-1006 Issue 0	

Behoort bij de beschikking van het
Dagelijks Bestuur van het
Stadsdeel Amsterdam-Noord
dd.
26 JULI 2012

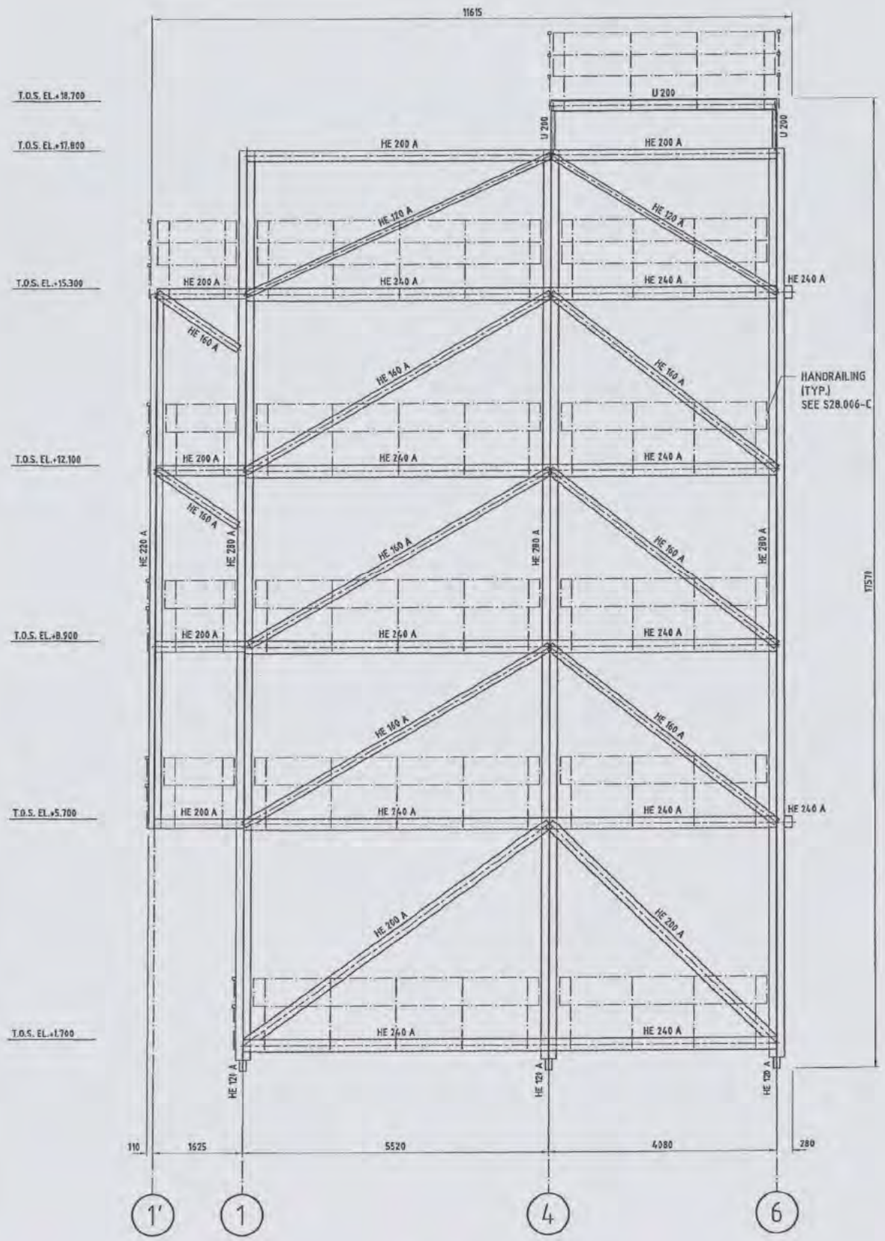

SECTION - ROW J
SCALE 1:50

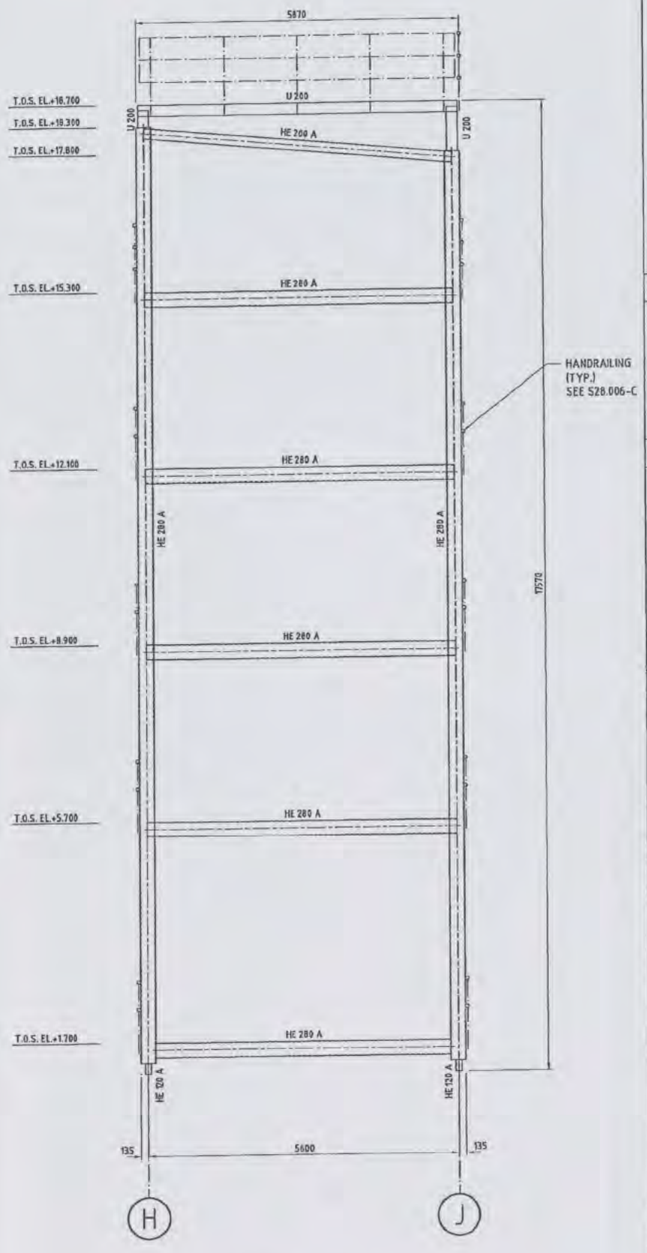

SECTION - ROW 4
SCALE 1:50

SHELL KEY-PLAN

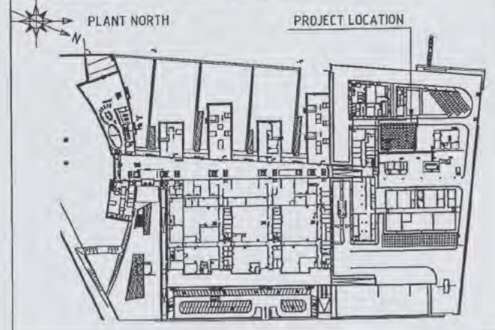

REFERENCE DRAWINGS

FOR REFERENCE DRAWINGS SEE DWG. C-5463-11-1006-012

GENERAL NOTES

1. ALL DIMENSIONS ARE IN MM
2. ALL ELEVATION ARE ACC. NAP
3. R&R SECTION F-G/1-4
   PROCESS MODULE 1 H-J/1-4-6
   PROCESS MODULE 2 H-I-K-L/1-8
4. MAIN STAIRS (EAST) D-E/3-5
   STAIRS (WEST) F-G/1

...enoort bij de beschikking van het
...gelijks Bestuur van het
...dsdeel Amsterdam-Noord
26 JUNI 2012

HOLDS

1. PROFILE SIZES
2. FLOOR ELEVATIONS

KEY-PLAN

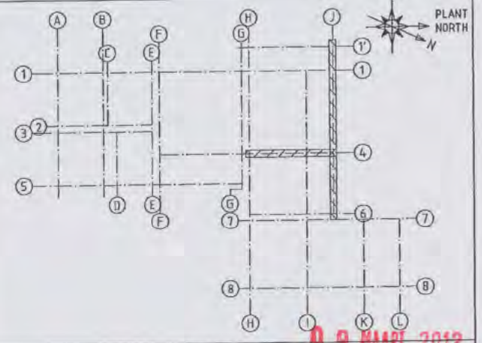

NOTES

09 MAART 2012

FOR BUILDING PERMIT
06-03-2012

SPIE Controlec Engineering

ISSUE	DATE	Initial Sign/Init. Designer	Initial Sign/Init. Custodian	DESCRIPTION
A				
0	06-03-2012	[redacted]		FOR BUILDING PERMIT

APPROVED BY

This document is confidential. Neither the whole nor any part of this document may be disclosed to any third party without the prior written consent of Shell Global Solutions International B.V. and Shell International Exploration and Production B.V., The Hague, The Netherlands. The copyright of this document is vested in these companies. All rights reserved. Neither the whole nor any part of this document may be reproduced, stored in any retrieval system or transmitted in any form or by any means (electronic, mechanical, reprographic, recording or otherwise) without the prior written consent of the copyright owners.

PLOT PLAN OMO INTEGRATED PILOT PLANT
PROCESS MODULE 1 - SECTION AT ROW J & 4

STANDARD DRAWING	SCALE: 1:50	Sheet No. 001 of 031	Size A1
SHELL GLOBAL SOLUTIONS INTERNATIONAL B.V. SHELL INTERNATIONAL EXPLORATION AND PRODUCTION B.V.	ID 5463	DRG No. C 5463-11-1006 Issue 0	

Behoort bij de beschikking van het
Dagelijks Bestuur van het
Stadsdeel Amsterdam-Noord
dd. 26 JULI 2012

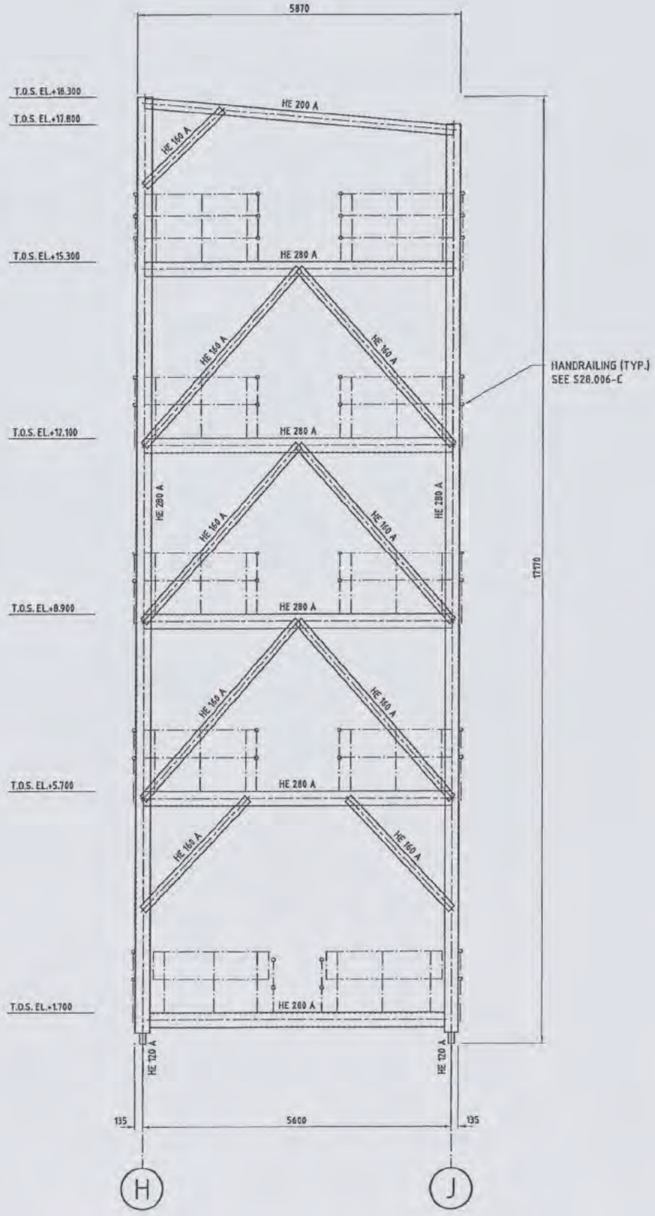

SECTION - ROW 1
SCALE 1:50

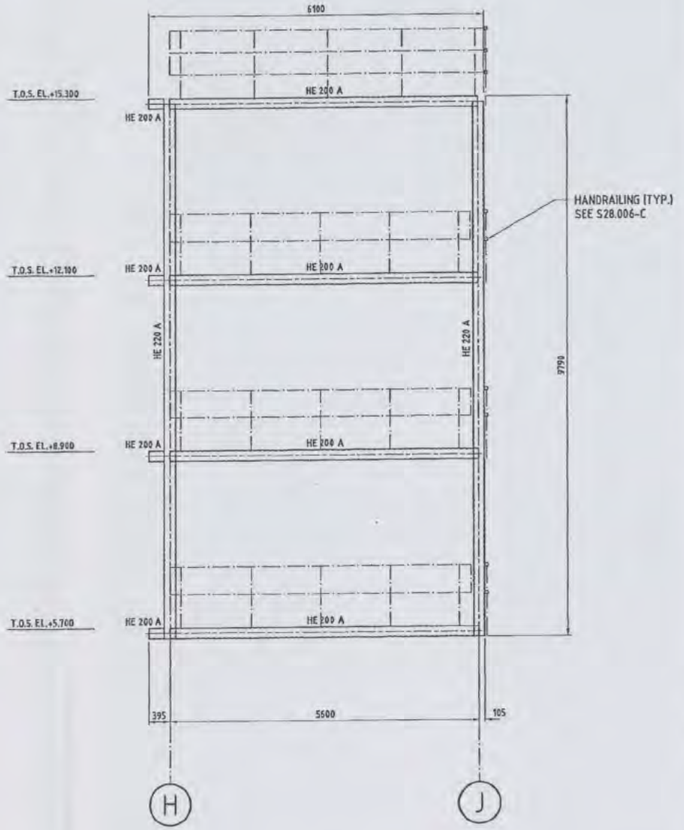

SECTION - ROW 1'
SCALE 1:50

Behoort bij de beschikking van het
Dagelijks Bestuur van het
Stadsdeel Amsterdam-Noord
dd. 26 JULI 2012

SHELL KEY-PLAN

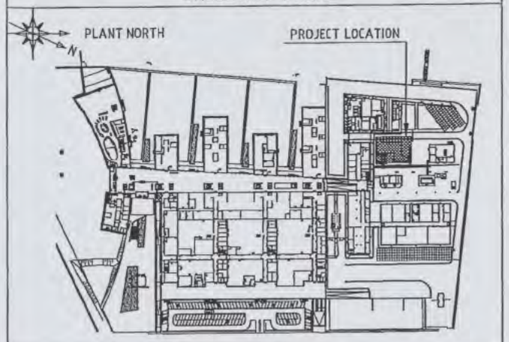

REFERENCE DRAWINGS

FOR REFERENCE DRAWINGS SEE DWG. C-5463-11-1006-012

GENERAL NOTES

1. ALL DIMENSIONS ARE IN MM
2. ALL ELEVATION ARE ACC. NAP
3. R&R SECTION F-G/1-4
   PROCESS MODULE 1 H-J/1-4-6
   PROCESS MODULE 2 H-I-K-L/7-8
4. MAIN STAIRS (EAST) D-E/3-5
   STAIRS (WEST) F-G/1

HOLDS

1. PROFILE SIZES
2. FLOOR ELEVATIONS

KEY-PLAN

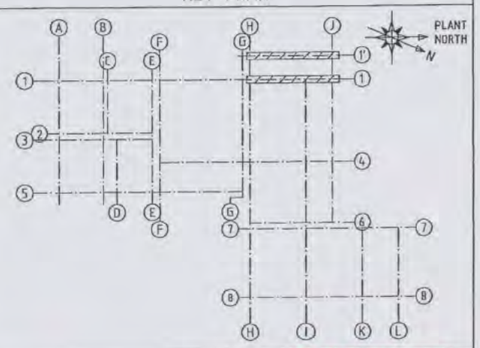

NOTES

09 MAART 2012

FOR BUILDING PERMIT
06-03-2012

SPIE Controlec Engineering

ISSUE	DATE	Initials Sgn/Init. Designer	Initials Sgn/Init. Custodian	DESCRIPTION
A				
0	06-03-2012	[redacted]		FOR BUILDING PERMIT

APPROVED BY

This document is confidential. Neither the whole nor any part of this document may be disclosed by any third party without the prior written consent of Shell Global Solutions International B.V. and Shell International Exploration and Production B.V., The Hague, The Netherlands. The copyright of this document is vested in these companies. All rights reserved. Neither the whole nor any part of this document may be reproduced, stored in any retrieval system or transmitted in any form or by any means (electronic, mechanical, reprographic, recording or otherwise) without the prior written consent of the copyright owners.

PLOT PLAN OMO INTEGRATED PILOT PLANT
PROCESS MODULE 1 – SECTION AT ROW 1 & 1'

STANDARD DRAWING	SCALE: 1:50	Sheet No. 022 of 031	Size A1
SHELL GLOBAL SOLUTIONS INTERNATIONAL B.V. SHELL INTERNATIONAL EXPLORATION AND PRODUCTION B.V.	ID 5463	SBS No. C 5463-11-1006 Issue 0	

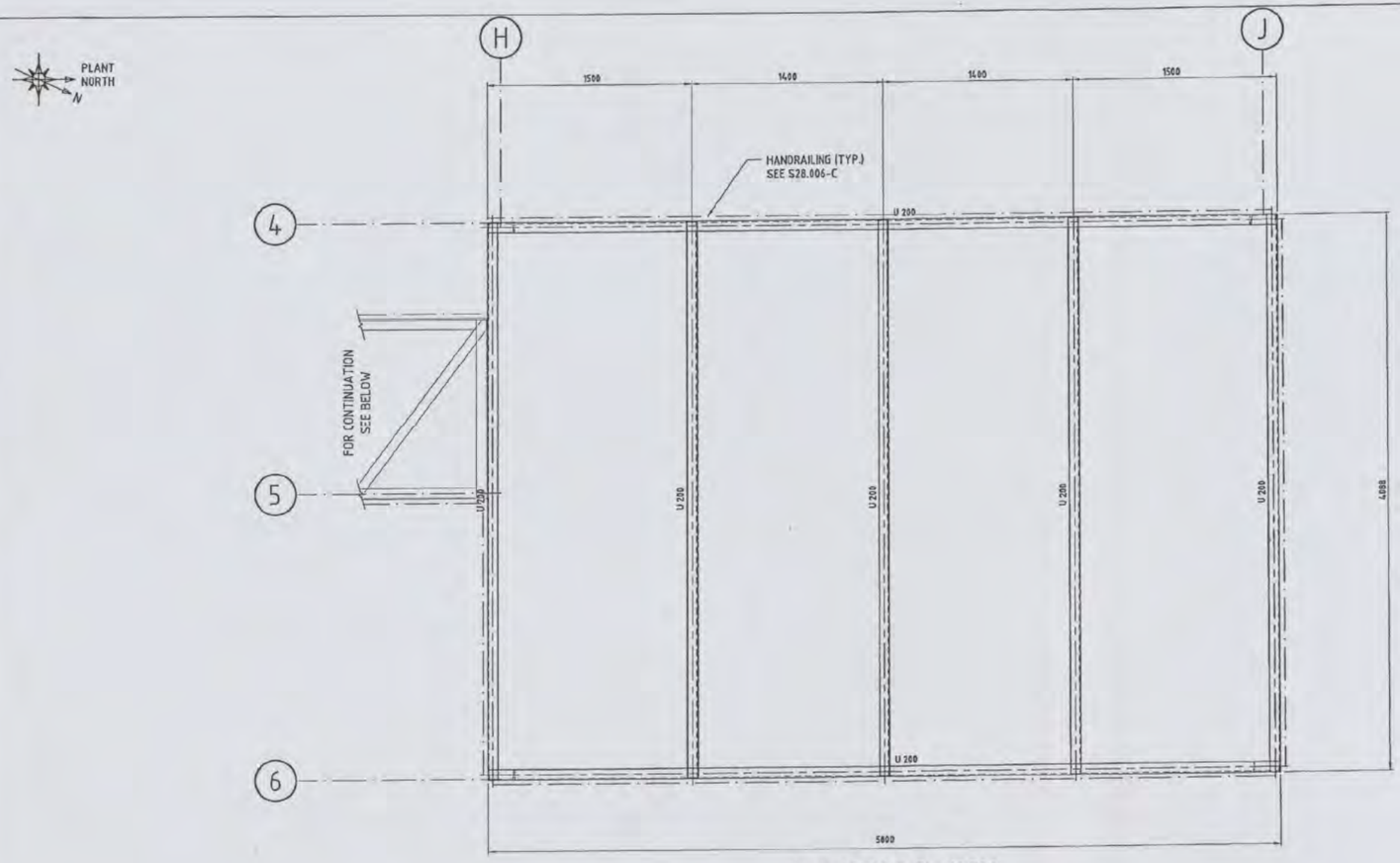

PLAN AT T.O.S. EL.+18.700
SCALE 1:20

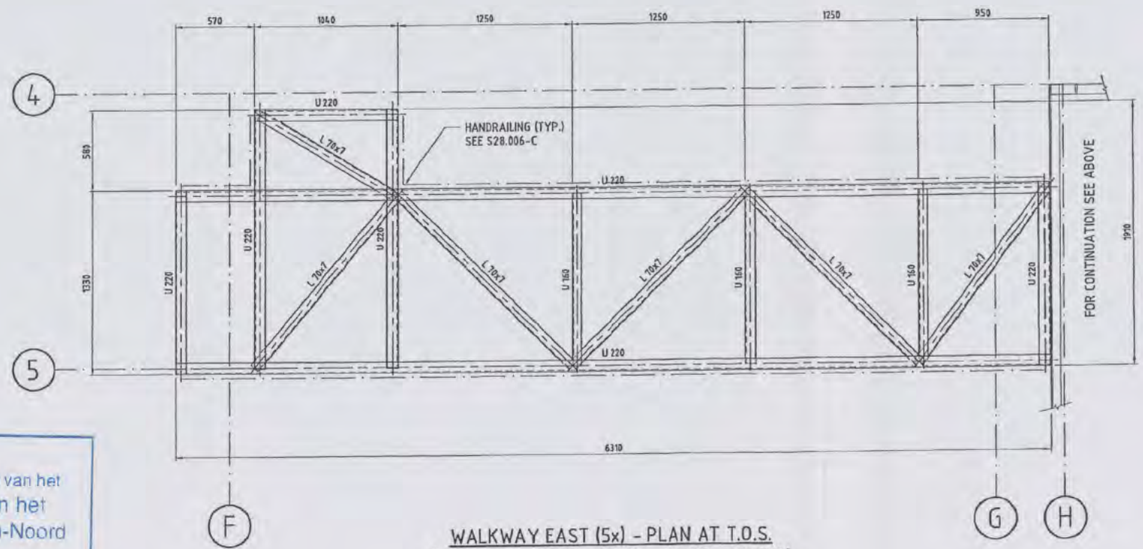

WALKWAY EAST (5x) - PLAN AT T.O.S.
(EL.+5.700, +8.900, +12.100, +15.300, +18.700)
SCALE 1:20

Behoort bij de beschikking van het
Dagelijks Bestuur van het
Stadsdeel Amsterdam-Noord
dd. 26 JULI 2012

SHELL KEY-PLAN

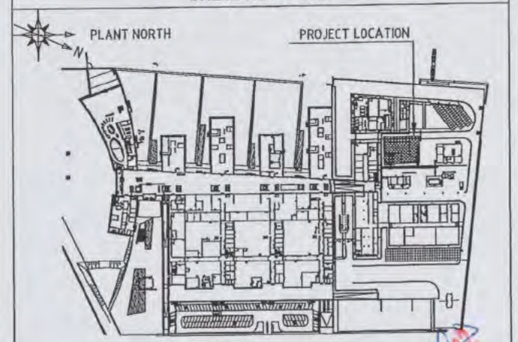

REFERENCE DRAWINGS

FOR REFERENCE DRAWINGS SEE DWG. C-5463-11-1006-912

[redacted]

GENERAL NOTES

1. ALL DIMENSIONS ARE IN MM
2. ALL ELEVATION ARE ACC. NAP
3. R&R SECTION F-G/1-4
   PROCESS MODULE 1 H-J/1-4-6
   PROCESS MODULE 2 H-J-K-L/1-8
4. MAIN STAIRS (EAST) D-E/3-5
   STAIRS (WEST) F-G/1

HOLDS

1. PROFILE SIZES
2. FLOOR ELEVATIONS

KEY-PLAN

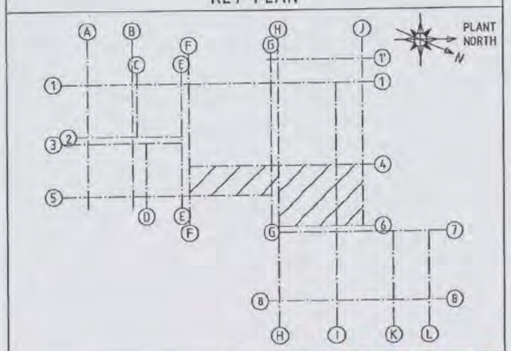

NOTES

09 MAART 2012

FOR BUILDING PERMIT
06-03-2012

[redacted]

SPIE Controlec Engineering

ISSUE	DATE	Ref.Drwl. / Dsgn/Vrfd. Designer	Ref.Instr. / Dsgn/Vrfd. Custodian	DESCRIPTION
A				
0	06-03-2012	[redacted]		FOR BUILDING PERMIT

APPROVED BY

This document is confidential. Neither the whole nor any part of this document may be disclosed to any third party without the prior written consent of Shell Global Solutions International B.V. and Shell International Exploration and Production B.V., The Hague, The Netherlands. The copyright of this document is vested in these companies. All rights reserved. Neither the whole nor any part of this document may be reproduced, stored in any retrieval system or transmitted in any form or by any means (electronic, mechanical, reprographic, recording or otherwise) without the prior written consent of the copyright owners.

PLOT PLAN OMO INTEGRATED PILOT PLANT
PROCESS MODULE 1 – PLAN AT T.O.S. EL.+18.700

STANDARD DRAWING	SCALE: 1:20	Sheet No. 018 of 031	Size A1
SHELL GLOBAL SOLUTIONS INTERNATIONAL B.V. / SHELL INTERNATIONAL EXPLORATION AND PRODUCTION B.V.	ID 5463	DRG No. C 5463-11-1006 Issue 0	

the scale towards document
Image Engineering Scan Reference Chart IT8/1 Serial No. 318

Behoort bij de beschikking van het
Dagelijks Bestuur van het
Stadsdeel Amsterdam-Noord
dd.

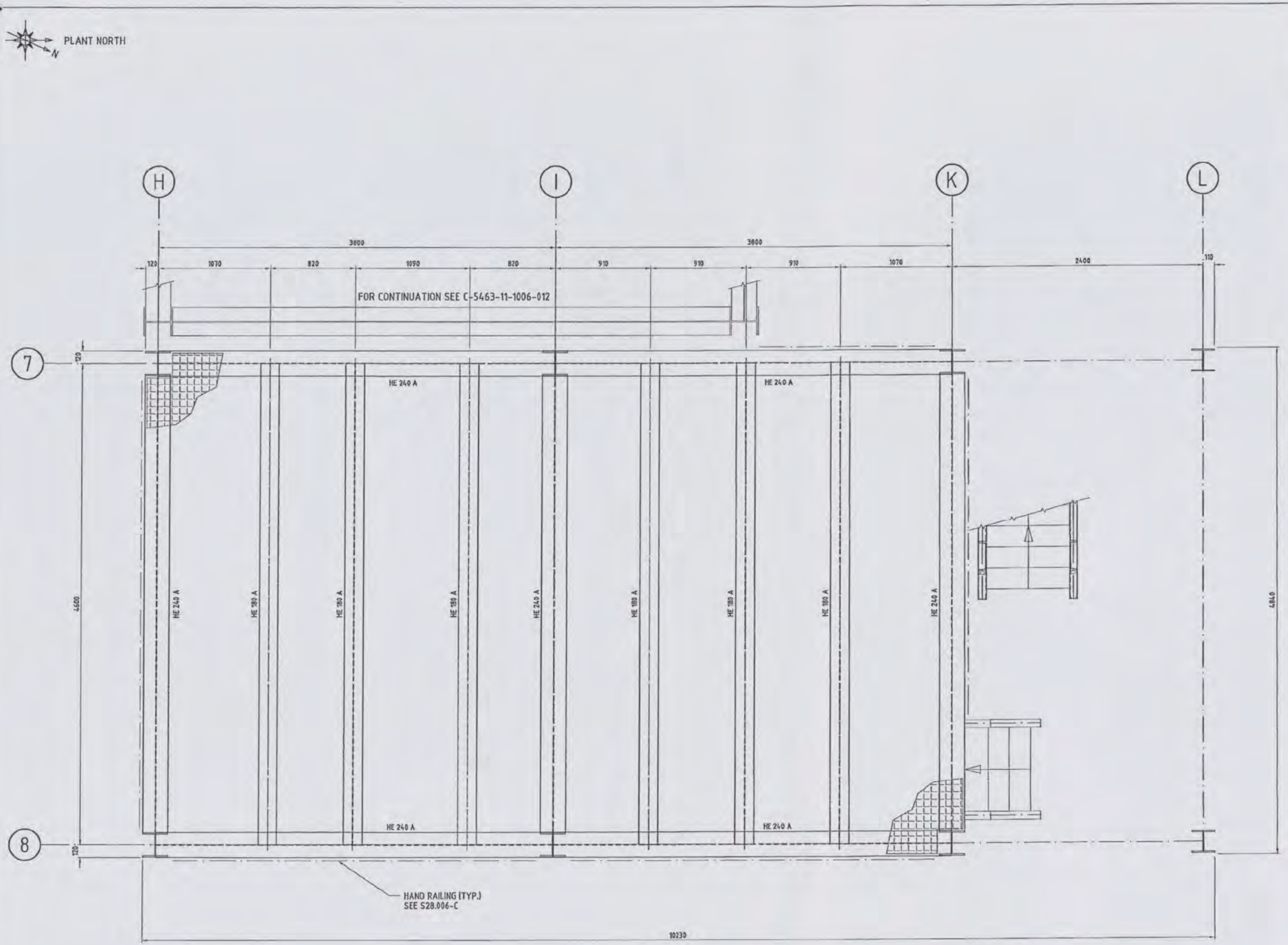

PLAN AT T.O.S. EL.+1.700
SCALE 1:20

Behoort bij de beschikking van het
Dagelijks Bestuur van het
Stadsdeel Amsterdam-Noord
dd. 26 JULI 2012

SHELL KEY-PLAN

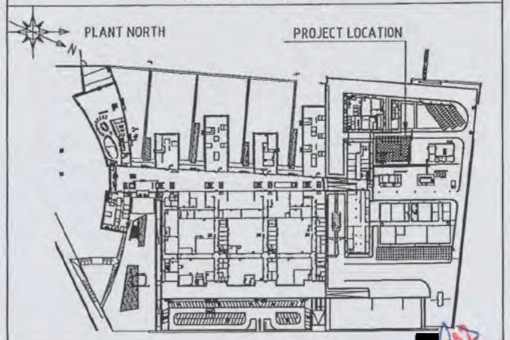

REFERENCE DRAWINGS

FOR REFERENCE DRAWINGS SEE DWG. C-5463-11-1006-012

GENERAL NOTES

1. ALL DIMENSIONS ARE IN MM
2. ALL ELEVATION ARE ACC. NAP
3. R&R SECTION F-G/1-4
   PROCESS MODULE 1 H-J/1-4-6
   PROCESS MODULE 2 H-I-K-L/7-8
4. MAIN STAIRS (EAST) D-E/3-5
   STAIRS (WEST) F-G/1

HOLDS

1. PROFILE SIZES
2. FLOOR ELEVATIONS

KEY-PLAN

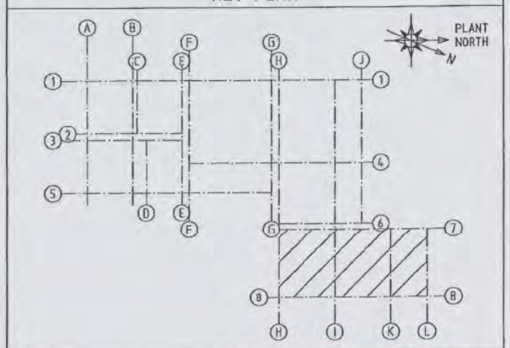

NOTES

09 MAART 2012

FOR BUILDING PERMIT
06-03-2012

SPIE Controlec Engineering

ISSUE	DATE	Initial. Designer	Sign/Init.	Initial. Custodian	Sign/Init.	DESCRIPTION
A						
0	06-03-2012					FOR BUILDING PERMIT

APPROVED BY

This document is confidential. Neither the whole nor any part of this document may be disclosed to any third party without the prior written consent of Shell Global Solutions International B.V. and Shell International Exploration and Production B.V., The Hague, The Netherlands. The copyright of this document is vested in these companies. All rights reserved. Neither the whole nor any part of this document may be reproduced, stored in any retrieval system or transmitted in any form or by any means (electronic, mechanical, reprographic, recording or otherwise) without the prior written consent of the copyright owners.

PLOT PLAN OMO INTEGRATED PILOT PLANT
PROCESS MODULE 2 – PLAN AT T.O.S. EL.+1.700

STANDARD DRAWING	SCALE: 1:20	Sheet No. 023 of 031	Size A1
SHELL GLOBAL SOLUTIONS INTERNATIONAL B.V. SHELL INTERNATIONAL EXPLORATION AND PRODUCTION B.V.	ID 5463	DOC No. C 5463-11-1006 Issue 0	

the scale towards document
Image Engineering Scan Reference Chart: IE263 Serial No. 348
Patch Reference numbers on LUT

Behoort bij de beschikking van het
Dagelijks Bestuur van het
Stadsdeel Amsterdam-Noord

dd.

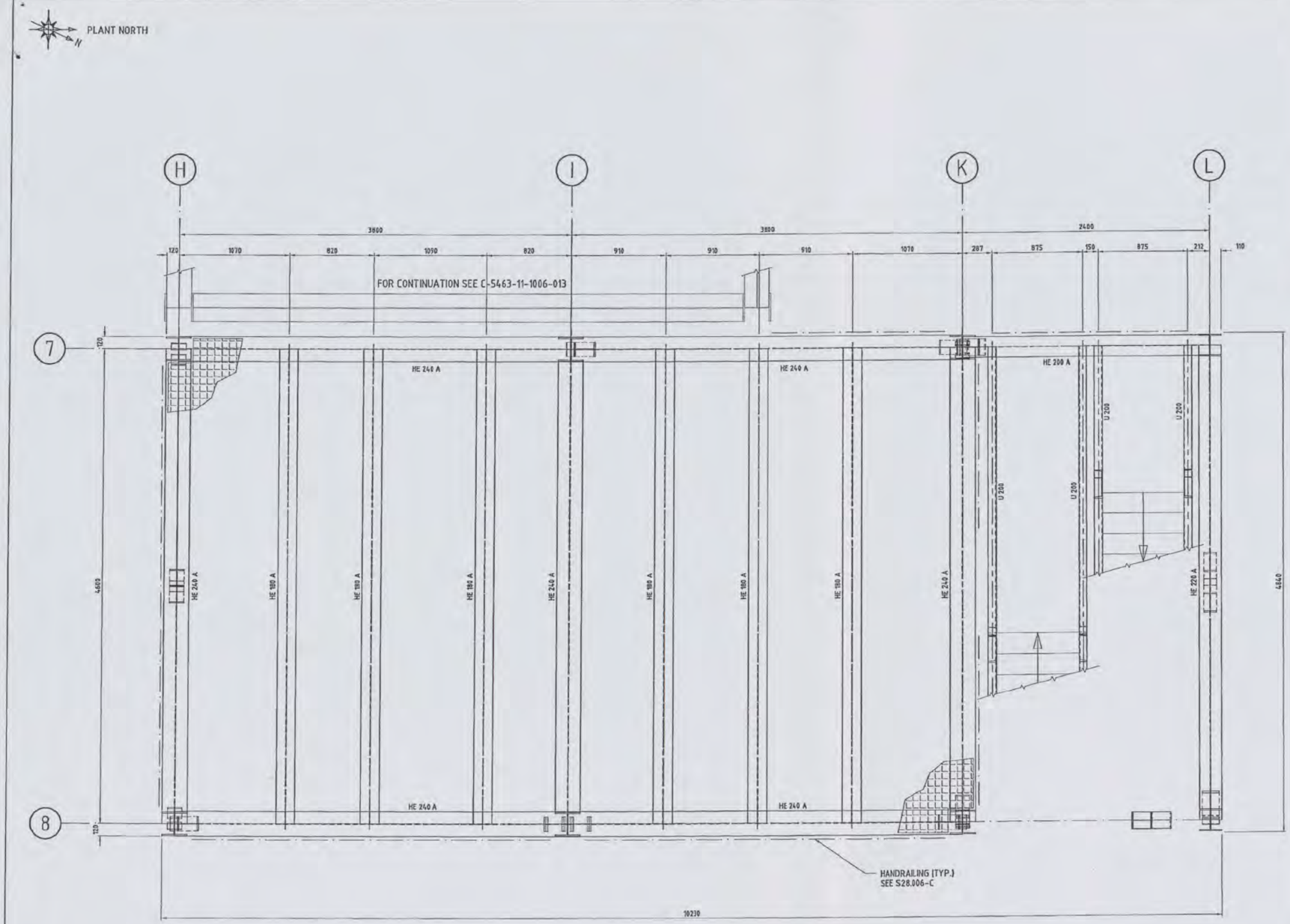

PLAN AT T.O.S. EL.+5.700
SCALE 1:20

Behoort bij de beschikking van het
Dagelijks Bestuur van het
Stadsdeel Amsterdam-Noord
dd. 26 JULI 2012

SHELL KEY-PLAN

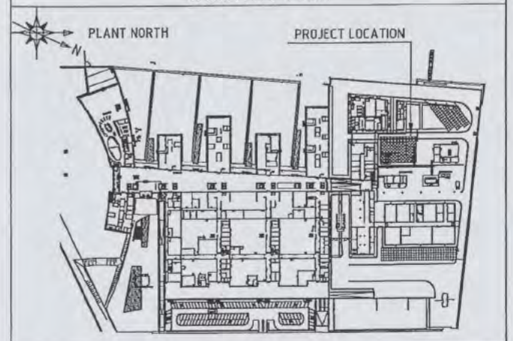

REFERENCE DRAWINGS

FOR REFERENCE DRAWINGS SEE DWG. C-5463-11-1006-012

GENERAL NOTES

1. ALL DIMENSIONS ARE IN MM
2. ALL ELEVATION ARE ACC. NAP
3. R&R SECTION F-G/1-4
   PROCESS MODULE 1 H-J/1-4-6
   PROCESS MODULE 2 H-I-K-L/1-8
4. MAIN STAIRS (EAST) D-E/3-5
   STAIRS (WEST) F-G/1

HOLDS

1. PROFILE SIZES
2. FLOOR ELEVATIONS

KEY-PLAN

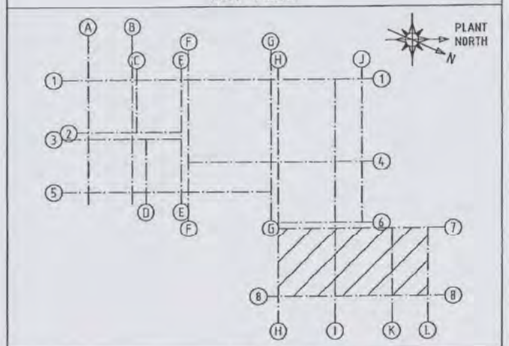

NOTES

FOR BUILDING PERMIT
06-03-2012

9 MAART 2012

SPIE Controlec Engineering

ISSUE	DATE	Refind. Sign/Init. Designer	Refind. Sign/Init. Custodian	DESCRIPTION
A				
0	25-03-2012	[redacted]		FOR BUILDING PERMIT

APPROVED BY

This document is confidential. Neither the whole nor any part of this document may be disclosed to any third party without the prior written consent of Shell Global Solutions International B.V. and Shell International Exploration and Production B.V., The Hague, The Netherlands. The copyright of this document is vested in these companies. All rights reserved. Neither the whole nor any part of this document may be reproduced, stored in any retrieval system or transmitted in any form or by any means (electronic, mechanical, reprographic, recording or otherwise) without the prior written consent of the copyright owners.

PLOT PLAN OMO INTEGRATED PILOT PLANT
PROCESS MODULE 2 — PLAN AT T.O.S. EL.+5.700

STANDARD DRAWING	SCALE: 1:20	Sheet No. 024 of 031	Size A1
SHELL GLOBAL SOLUTIONS INTERNATIONAL B.V. SHELL INTERNATIONAL EXPLORATION AND PRODUCTION B.V.	ID 5463	DRG No. C 5463-11-1006 Issue 0	

PLANT NORTH

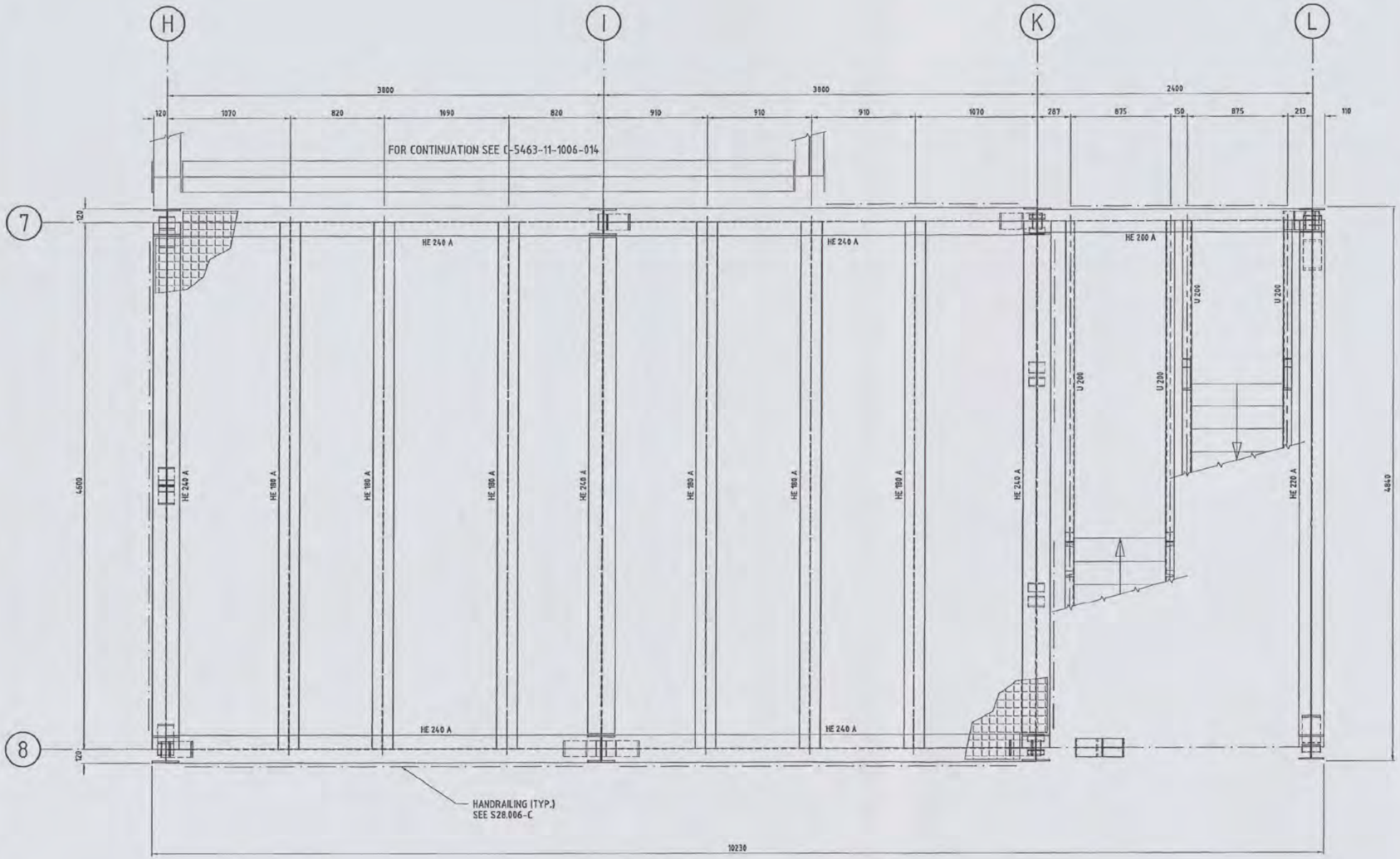

PLAN AT T.O.S. EL.+8.900
SCALE 1:20

Behoort bij de beschikking van het
Dagelijks Bestuur van het
Stadsdeel Amsterdam-Noord
dd. 26 JULI 2012

SHELL KEY-PLAN

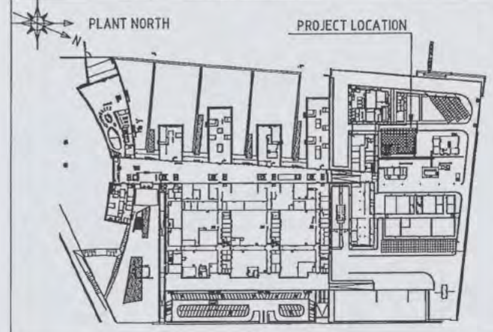

REFERENCE DRAWINGS

FOR REFERENCE DRAWINGS SEE DWG. C-5463-11-1006-012

GENERAL NOTES

1. ALL DIMENSIONS ARE IN MM
2. ALL ELEVATION ARE ACC. NAP
3. R&R SECTION F-G/1-4
   PROCESS MODULE 1 H-J/1-4-6
   PROCESS MODULE 2 H-I-K-L/7-8
4. MAIN STAIRS (EAST) D-E/3-5
   STAIRS (WEST) F-G/1

HOLDS

1. PROFILE SIZES
2. FLOOR ELEVATIONS

KEY-PLAN

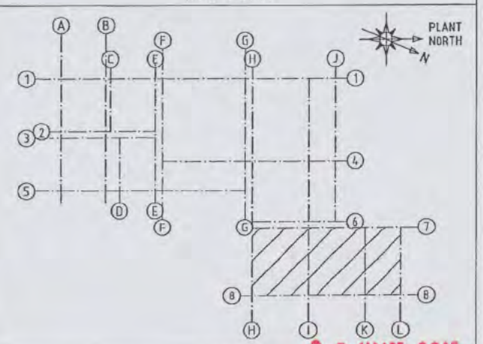

NOTES

0 9 MAART 2012

FOR BUILDING PERMIT
06-03-2012

SPIE Controlec

ISSUE	DATE	Initials Dsgn/Vrfd. Designer	Initials Rsltnd. Dsgn/Vrfd. Custodian	DESCRIPTION
A				
0	06-03-2012	[redacted]		FOR BUILDING PERMIT

APPROVED BY

This document is confidential. Neither the whole nor any part of this document may be disclosed to any third party without the prior written consent of Shell Global Solutions International B.V. and Shell International Exploration and Production B.V. The Hague, The Netherlands. The copyright of this document is vested in these companies. All rights reserved. Neither the whole nor any part of this document may be reproduced, stored in any retrieval system or transmitted in any form or by any means (electronic, mechanical, reprographic, recording or otherwise) without the prior written consent of the copyright owners.

PLOT PLAN OMO INTEGRATED PILOT PLANT
PROCESS MODULE 2 – PLAN AT T.O.S. EL.+8.900

STANDARD DRAWING	SCALE: 1:20	Sheet No. 025 of 031	Size A1
SHELL GLOBAL SOLUTIONS INTERNATIONAL B.V. SHELL INTERNATIONAL EXPLORATION AND PRODUCTION B.V.	ID 5463	DRG No. C 5463-11-1006 Issue 0	

the scale towards document
Image Engineering Scan Reference Chart TC261 Serial No. 318
Patch Reference numbers on UT1

Behoort bij de beschikking van het
Dagelijks Bestuur van het
Stadsdeel Amsterdam-Noord
dd. 26 JULI 2012

PLANT NORTH

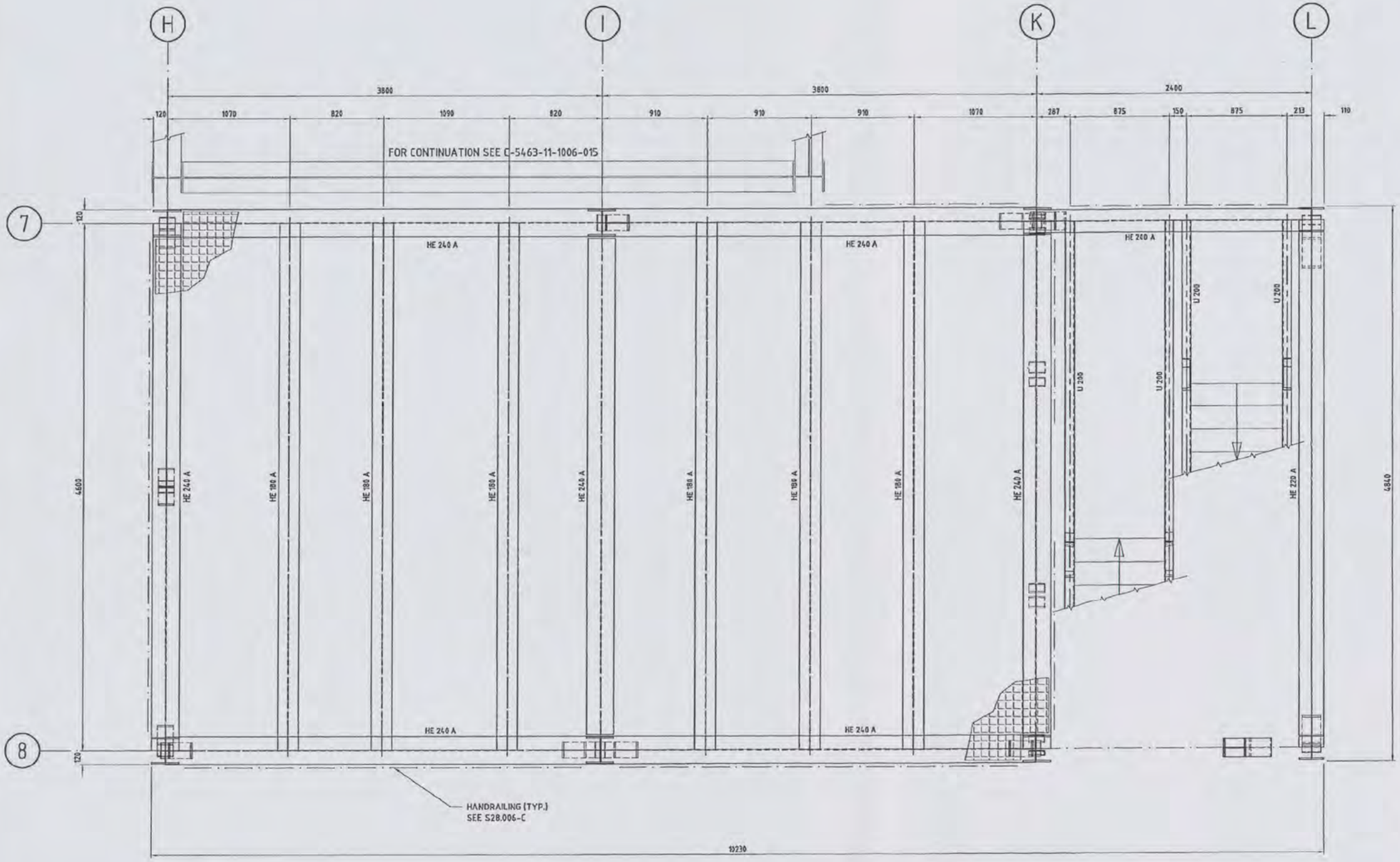

PLAN AT T.O.S. EL.+12.100
SCALE 1:20

SHELL KEY-PLAN

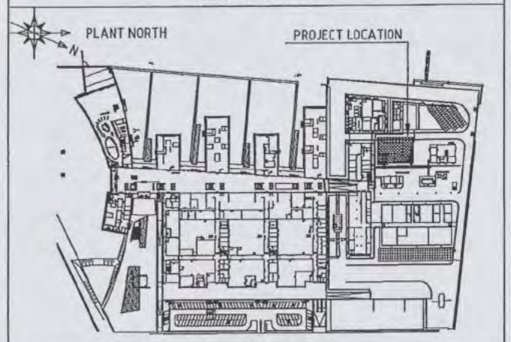

REFERENCE DRAWINGS

FOR REFERENCE DRAWINGS SEE DWG. C-5463-11-1006-012

GENERAL NOTES

1. ALL DIMENSIONS ARE IN MM
2. ALL ELEVATION ARE ACC. NAP
3. R&R SECTION F-G/1-4
   PROCESS MODULE 1 H-J/1-4-6
   PROCESS MODULE 2 H-I-K-L/7-8
4. MAIN STAIRS (EAST) D-E/3-5
   STAIRS (WEST) F-G/1

HOLDS

1. PROFILE SIZES
2. FLOOR ELEVATIONS

KEY-PLAN

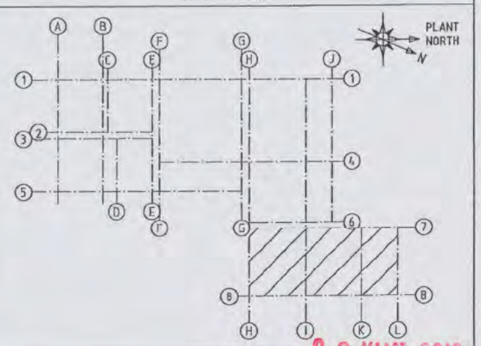

NOTES

09 MAART 2012

FOR BUILDING PERMIT
06-03-2012

ISSUE	DATE	Retain. Designer	Sign/Init.	Retain. Custodian	Sign/Init.	DESCRIPTION
A						
0	06-03-2012	[redacted]				FOR BUILDING PERMIT

APPROVED BY

This document is confidential. Neither the whole nor any part of this document may be disclosed to any third party without the prior written consent of Shell Global Solutions International B.V. and Shell International Exploration and Production B.V., The Hague, The Netherlands. The copyright of this document is vested in these companies. All rights reserved. Neither the whole nor any part of this document may be reproduced, stored in any retrieval system or transmitted in any form or by any means (electronic, mechanical, reprographic, recording or otherwise) without the prior written consent of the copyright owners.

PLOT PLAN OMO INTEGRATED PILOT PLANT
PROCESS MODULE 2 – PLAN AT T.O.S. EL.+12.100

STANDARD DRAWING	SCALE: 1:20	Sheet No. 028 of 031	Size A1
SHELL GLOBAL SOLUTIONS INTERNATIONAL B.V. SHELL INTERNATIONAL EXPLORATION AND PRODUCTION B.V.	ID 5463	DRG No. C 5463-11-1006 Issue 0	

SPIE Controlec engineering

318

Behoort bij de beschikking van het
Dagelijks Bestuur van het
Stadsdeel Amsterdam-Noord
dd. 26 JULI 2012

PLANT NORTH

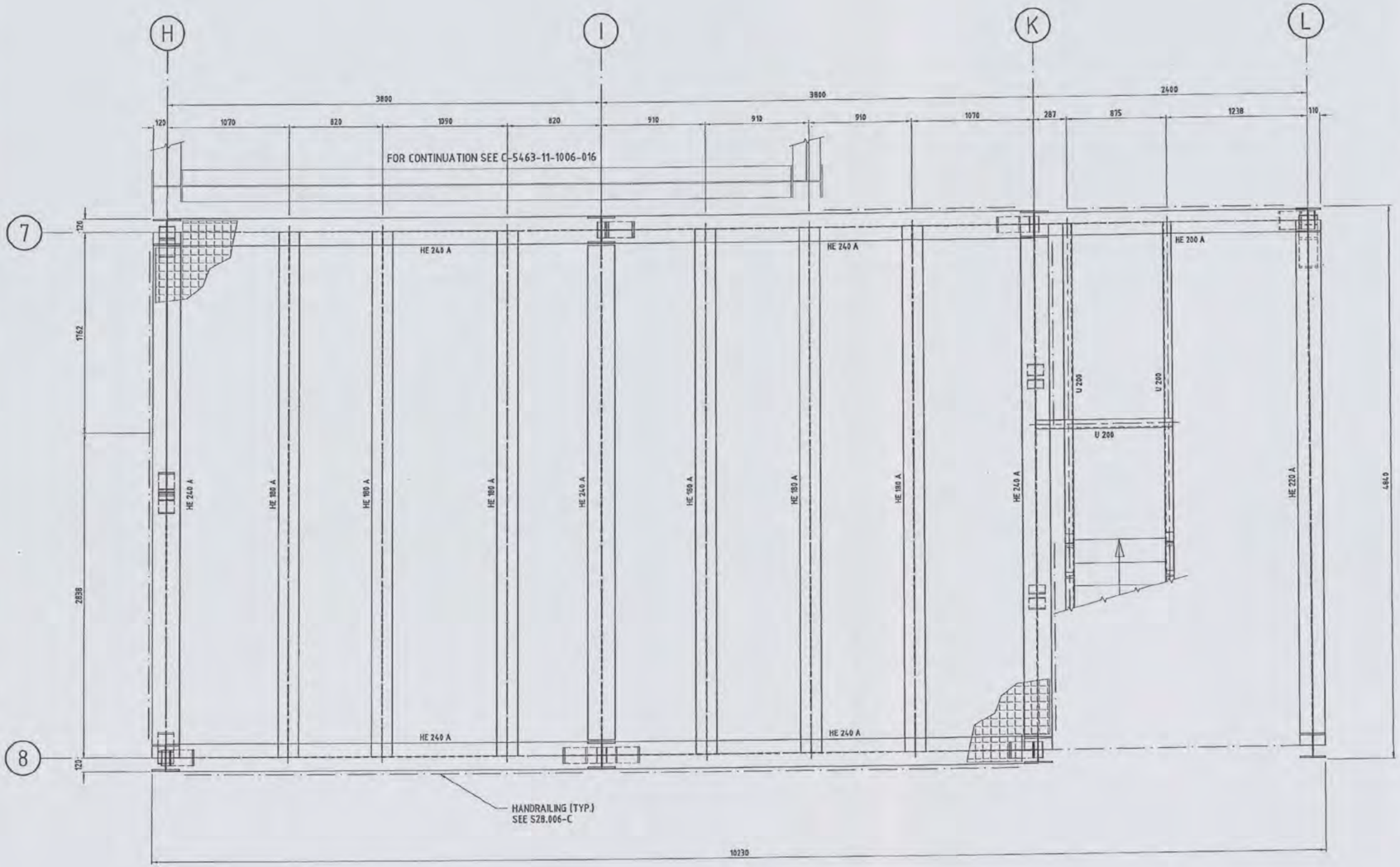

PLAN AT T.O.S. EL.+15.300
SCALE 1:20

SHELL KEY-PLAN

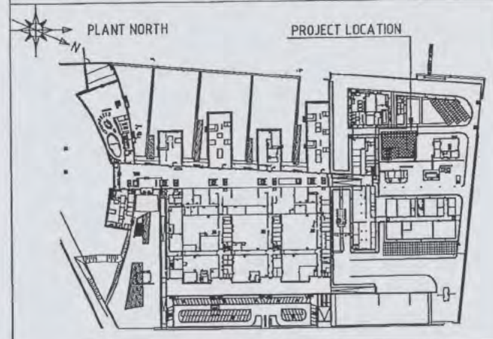

REFERENCE DRAWINGS

FOR REFERENCE DRAWINGS SEE DWG. C-5463-11-1006-012

GENERAL NOTES

1. ALL DIMENSIONS ARE IN MM
2. ALL ELEVATION ARE ACC. NAP
3. R&R SECTION F-G/1-4
   PROCESS MODULE 1 H-J/1-4-6
   PROCESS MODULE 2 H-I-K-L/1-8
4. MAIN STAIRS (EAST) D-E/3-5
   STAIRS (WEST) F-G/1

HOLDS

1. PROFILE SIZES
2. FLOOR ELEVATIONS

KEY-PLAN

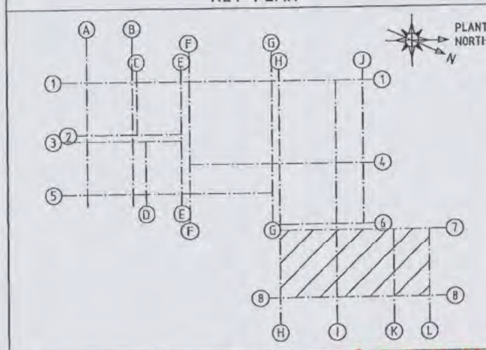

NOTES

0 9 MAART 2012

FOR BUILDING PERMIT
06-03-2012

SPIE ControLec

ISSUE	DATE	Rel'd. Sign/Init. Designer	Rel'd. Sign/Init. Custodian	DESCRIPTION
A				
0	06-03-2012	[redacted]		FOR BUILDING PERMIT

APPROVED BY

This document is confidential. Neither the whole nor any part of this document may be disclosed to any third party without the prior written consent of Shell Global Solutions International B.V. and Shell International Exploration and Production B.V., The Hague, The Netherlands. The copyright of this document is vested in these companies. All rights reserved. Neither the whole nor any part of this document may be reproduced, stored in any retrieval system or transmitted in any form or by any means (electronic, mechanical, reprographic, recording or otherwise) without the prior written consent of the copyright owners.

PLOT PLAN OMO INTEGRATED PILOT PLANT
PROCESS MODULE 2 – PLAN AT T.O.S. EL.+15.300

STANDARD DRAWING	SCALE: 1:20	Sheet No. 027 of 031	Size A1
SHELL GLOBAL SOLUTIONS INTERNATIONAL B.V. SHELL INTERNATIONAL EXPLORATION AND PRODUCTION B.V.	ID 5463	DRG No. C 5463-11-1006 Issue 0	

the scale towards document
Image Engineering Scan Reference Chart IT8/1 Serial No. 318
Patch Reference Numbers on UTI

Behoort bij de beschikking van het
Dagelijks Bestuur van het
Stadsdeel Amsterdam-Noord
dd. 26 JULI 2012

PLANT NORTH

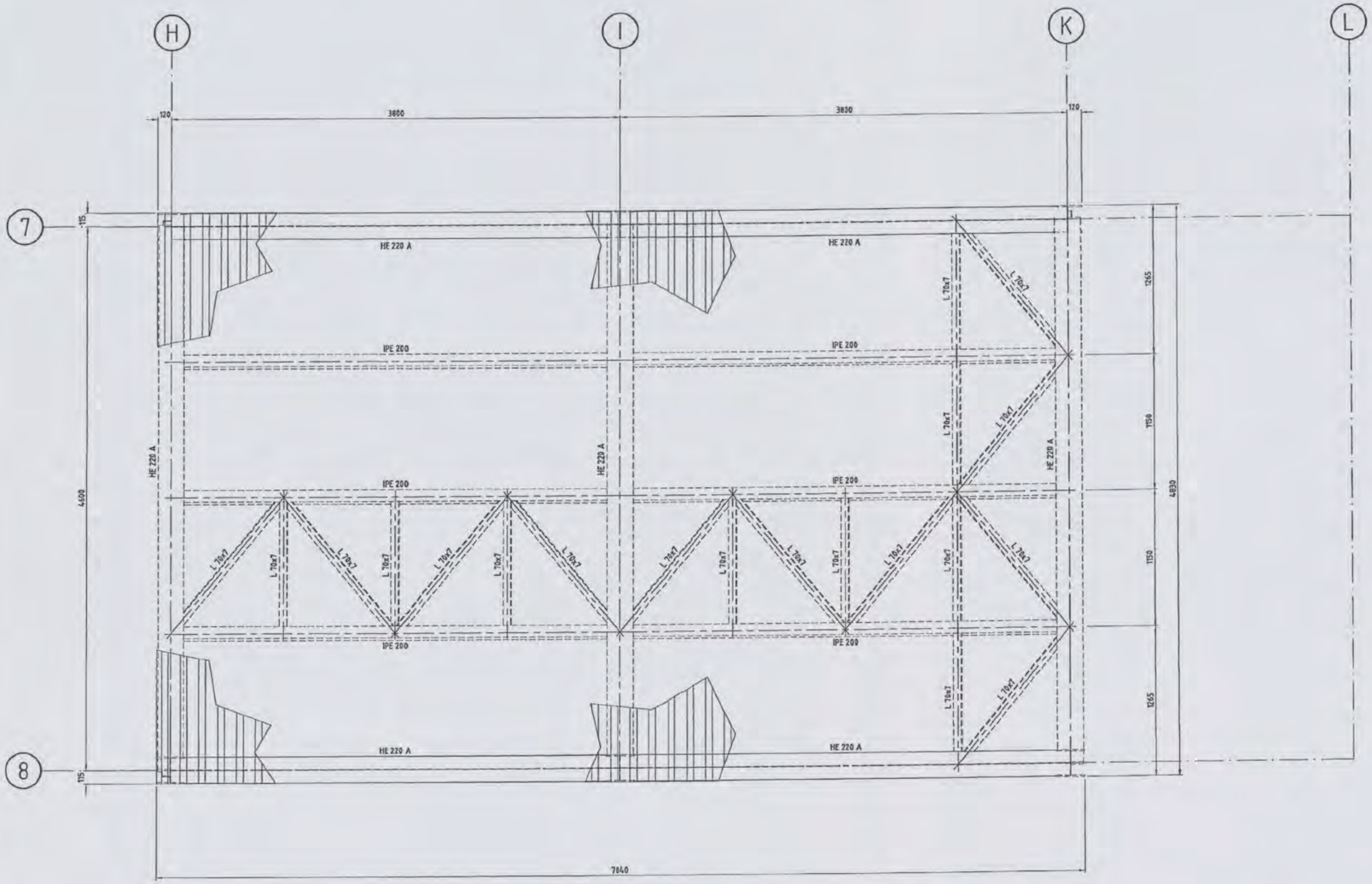

PLAN (ROOF) AT T.O.S. EL.+18.300
SCALE 1:20

SHELL KEY-PLAN

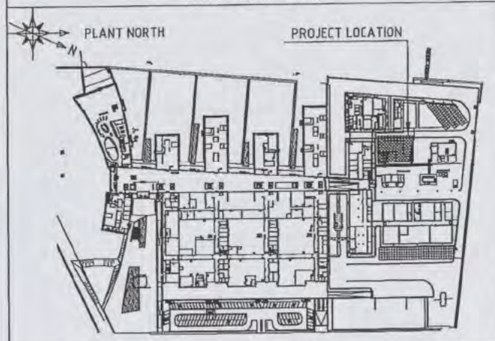

REFERENCE DRAWINGS

FOR REFERENCE DRAWINGS SEE DWG. C-5463-11-1006-012

GENERAL NOTES

1. ALL DIMENSIONS ARE IN MM
2. ALL ELEVATION ARE ACC. NAP
3. R&R SECTION F-G/1-4
   PROCESS MODULE 1 H-J/1-4-6
   PROCESS MODULE 2 H-I-K-L/7-8
4. MAIN STAIRS (EAST) D-E/3-5
   STAIRS (WEST) F-G/1

HOLDS

1. PROFILE SIZES
2. FLOOR ELEVATIONS

KEY-PLAN

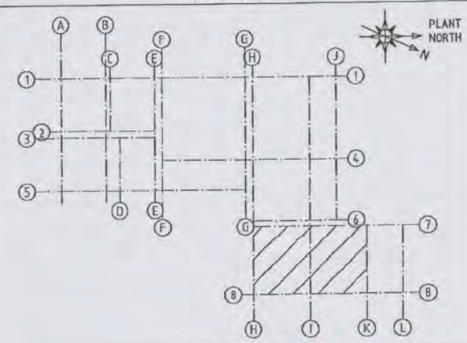

NOTES

0 9 MAART 2012

FOR BUILDING PERMIT
06-03-2012

SPIE Controlec Engineering

ISSUE	DATE	Initials Designer	Sign/Init.	Initials Custodian	Sign/Init.	DESCRIPTION
A						
0	06-03-2012	[redacted]				FOR BUILDING PERMIT

APPROVED BY

This document is confidential. Neither the whole nor any part of this document may be disclosed to any third party without the prior written consent of Shell Global Solutions International B.V. and Shell International Exploration and Production B.V., The Hague, the Netherlands. The copyright of this document is vested in these companies. All rights reserved. Neither the whole nor any part of this document may be reproduced, stored in any retrieval system or transmitted in any form or by any means (electronic, mechanical, reprographic, recording or otherwise) without the prior written consent of the copyright owners.

PLOT PLAN OMO INTEGRATED PILOT PLANT
PROCESS MODULE 2 – PLAN AT T.O.S. EL.+18.300

STANDARD DRAWING	SCALE: 1:20	Sheet No. 028 of 031	Size A1
SHELL GLOBAL SOLUTIONS INTERNATIONAL B.V. SHELL INTERNATIONAL EXPLORATION AND PRODUCTION B.V.	ID 5463	DRG No. C 5463-11-1006 Issue 0	

Behoort bij de beschikking van het
Dagelijks Bestuur van het
Stadsdeel Amsterdam-Noord
dd. 26 JULI 2012

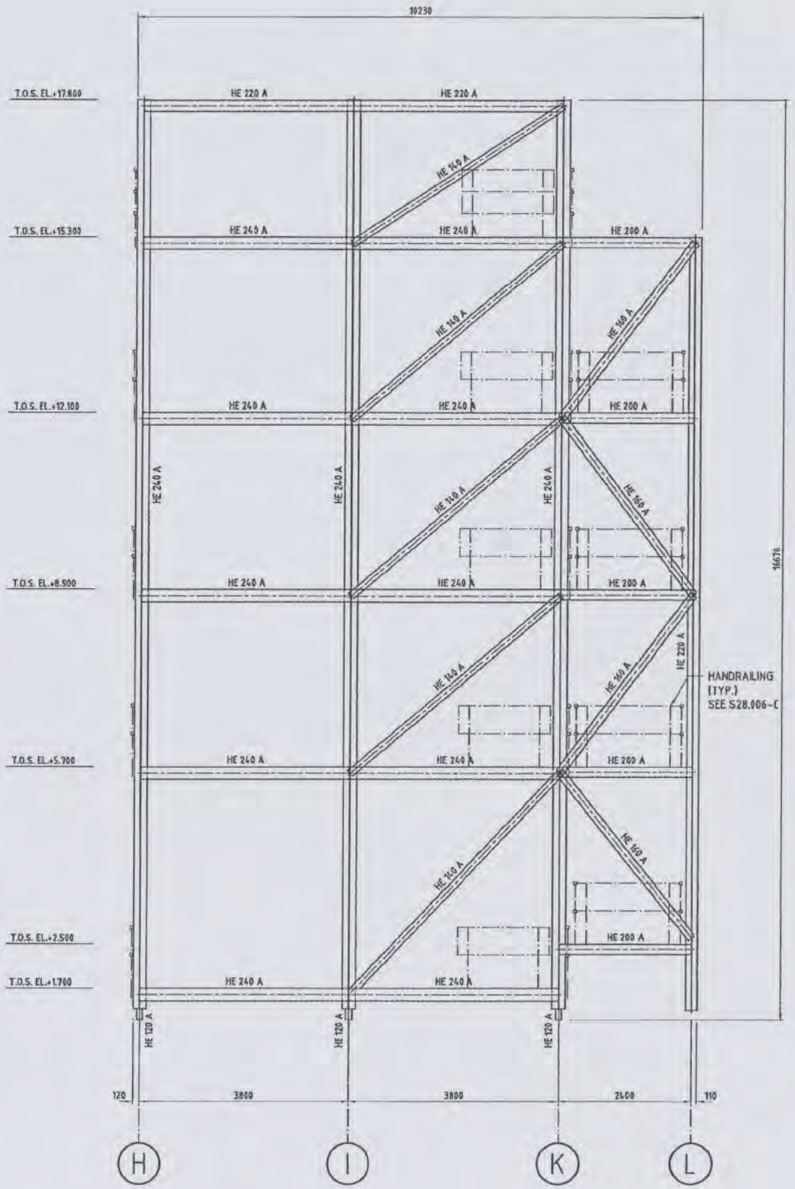

SECTION - ROW 7
SCALE 1:50

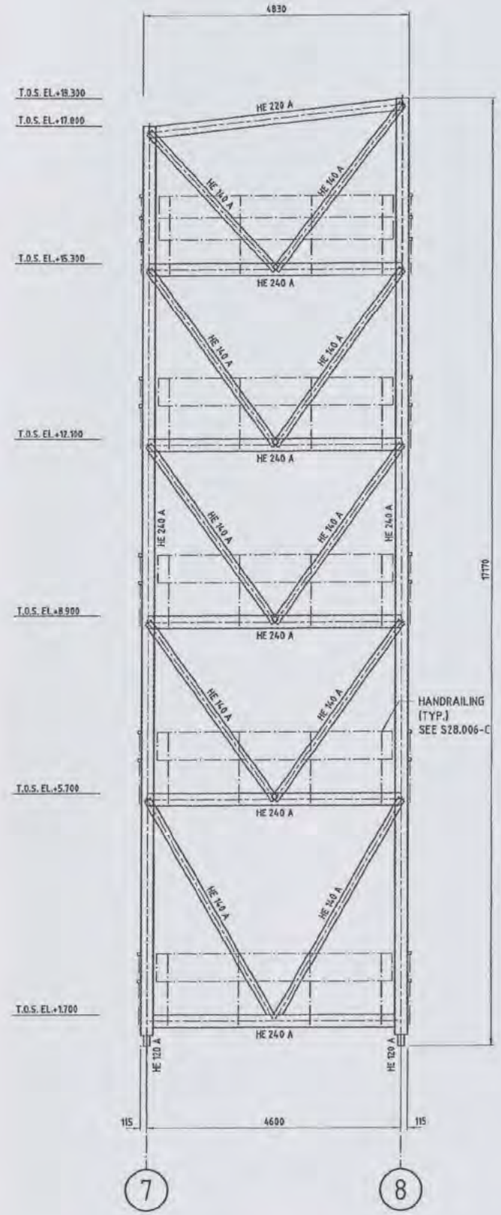

SECTION - ROW H
SCALE 1:50

SHELL KEY-PLAN

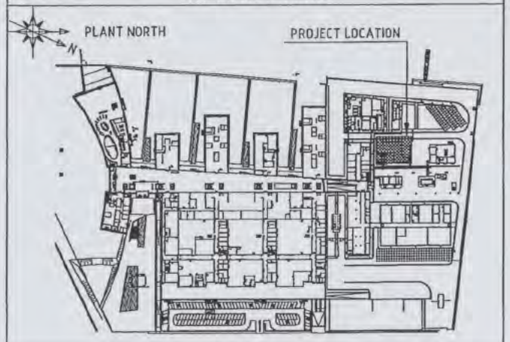

REFERENCE DRAWINGS

FOR REFERENCE DRAWINGS SEE DWG. C-5463-11-1006-012

GENERAL NOTES

1. ALL DIMENSIONS ARE IN MM
2. ALL ELEVATION ARE ACC. NAP
3. R&R SECTION F-G/1-4
   PROCESS MODULE 1 H-J/1-4-6
   PROCESS MODULE 2 H-J-K-L/7-8
4. MAIN STAIRS (EAST) D-E/3-5
   STAIRS (WEST) F-G/1

HOLDS

1. PROFILE SIZES
2. FLOOR ELEVATIONS

KEY-PLAN

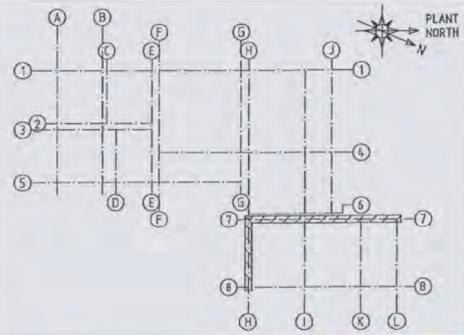

NOTES

0 9 MAART 2012

FOR BUILDING PERMIT
06-03-2012

SPIE Controlec

ISSUE	DATE					DESCRIPTION
A						
0	06-03-2012	Related Engineer	Sign/Init.	Related Custodian	Sign/Init.	FOR BUILDING PERMIT

APPROVED BY

This document is confidential. Neither the whole nor any part of this document may be disclosed to any third party without the prior written consent of Shell Global Solutions International B.V. and Shell International Exploration and Production B.V., The Hague, The Netherlands. The copyright of this document is vested in these companies. All rights reserved. Neither the whole nor any part of this document may be reproduced, stored in any retrieval system or transmitted in any form or by any means (electronic, mechanical, reprographic, recording or otherwise) without the prior written consent of the copyright owners.

PLOT PLAN OMO INTEGRATED PILOT PLANT
PROCESS MODULE 2 - SECTION AT ROW 7 & H

STANDARD DRAWING	SCALE: 1:50	Sheet No. 029 of 031	Size A1
SHELL GLOBAL SOLUTIONS INTERNATIONAL B.V. SHELL INTERNATIONAL EXPLORATION AND PRODUCTION B.V.	ID 5463	SRG No. C 5463-11-1006 issue 0	

Behoort bij de beschikking van het
Dagelijks Bestuur van het
Stadsdeel Amsterdam-Noord
dd. 26 JULI 2012

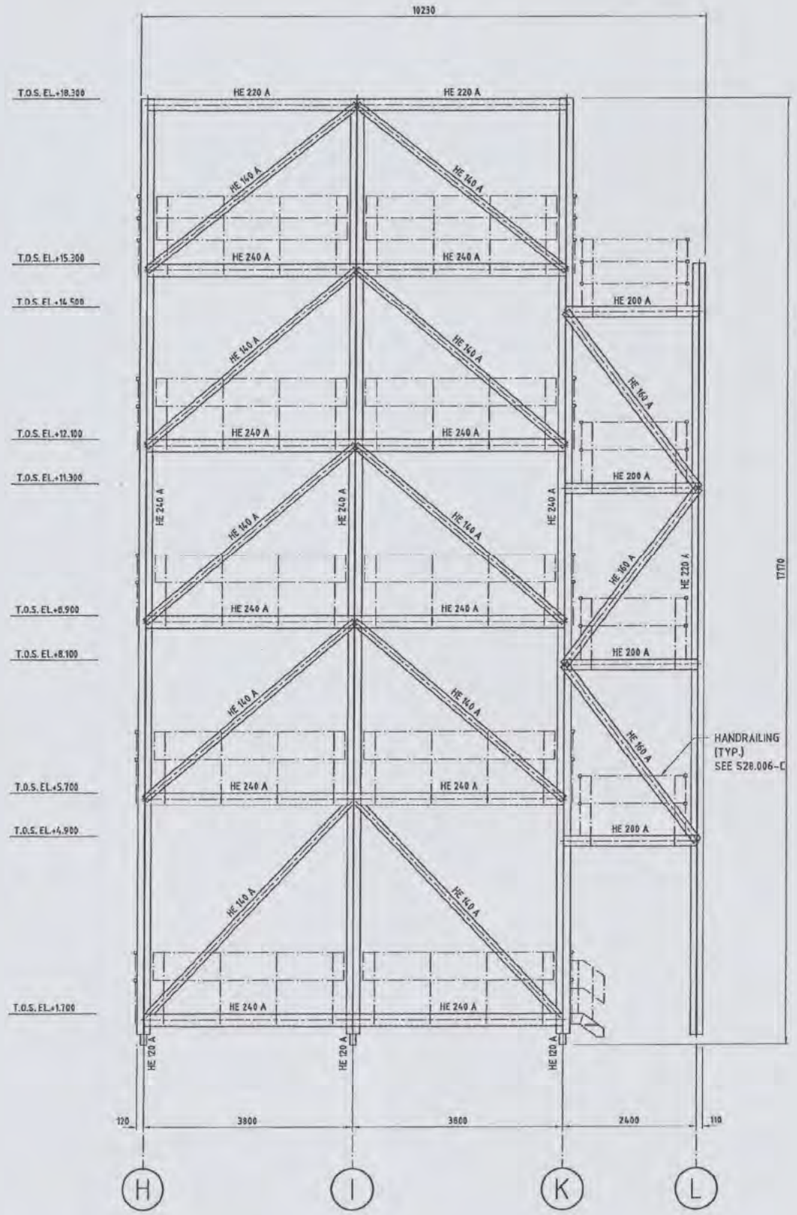

SECTION - ROW 8
SCALE 1:50

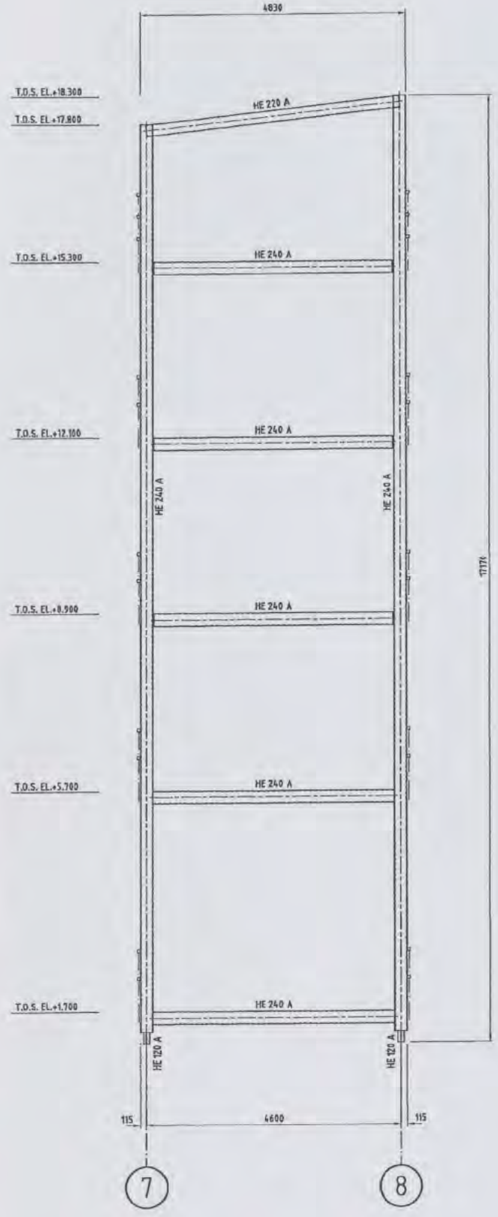

SECTION - ROW 1
SCALE 1:50

SHELL KEY-PLAN

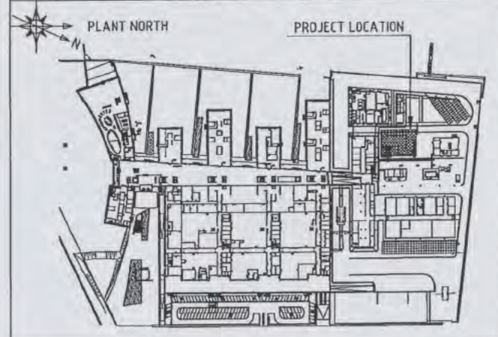

REFERENCE DRAWINGS

FOR REFERENCE DRAWINGS SEE DWG. C-5463-11-1006-012

GENERAL NOTES

1. ALL DIMENSIONS ARE IN MM
2. ALL ELEVATION ARE ACC. NAP
3. R&R SECTION F-G/1-4
   PROCESS MODULE 1 H-J/1-4-6
   PROCESS MODULE 2 H-I-K-L/1-8
4. MAIN STAIRS (EAST) D-E/3-5
   STAIRS (WEST) F-G/1

HOLDS

1. PROFILE SIZES
2. FLOOR ELEVATIONS

KEY-PLAN

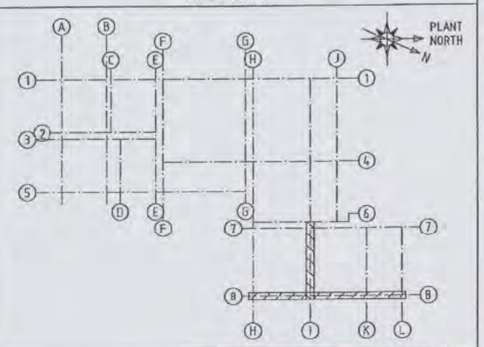

NOTES

0 9 MAART 2012

FOR BUILDING PERMIT
06-03-2012

SPIE Controlec engineering

ISSUE	DATE	Initials Dgn/Wtl Designer	Initials Dgn/Wtl Custodian	DESCRIPTION
A				
0	06-03-2012	[redacted]		FOR BUILDING PERMIT

APPROVED BY

This document is confidential. Neither the whole nor any part of this document may be disclosed to any third party without the prior written consent of Shell Global Solutions International B.V. and Shell International Exploration and Production B.V. The Hague, The Netherlands. The copyright of this document is vested in these companies. All rights reserved. Neither the whole nor any part of this document may be reproduced, stored in any retrieval system or transmitted in any form or by any means (electronic, mechanical, reprographic, recording or otherwise) without the prior written consent of the copyright owners.

PLOT PLAN OMO INTEGRATED PILOT PLANT
PROCESS MODULE 2 – SECTION AT ROW 8 & 1

STANDARD DRAWING		SCALE: 1:50	Sheet No. 030 of 031	Size A1
SHELL GLOBAL SOLUTIONS INTERNATIONAL B.V. SHELL INTERNATIONAL EXPLORATION AND PRODUCTION B.V.	ID 5463	SBD No. C 5463-11-1006 Issue 0		

Behoort bij de beschikking van het
Dagelijks Bestuur van het
Stadsdeel Amsterdam-Noord
dd. 26 JULI 2012

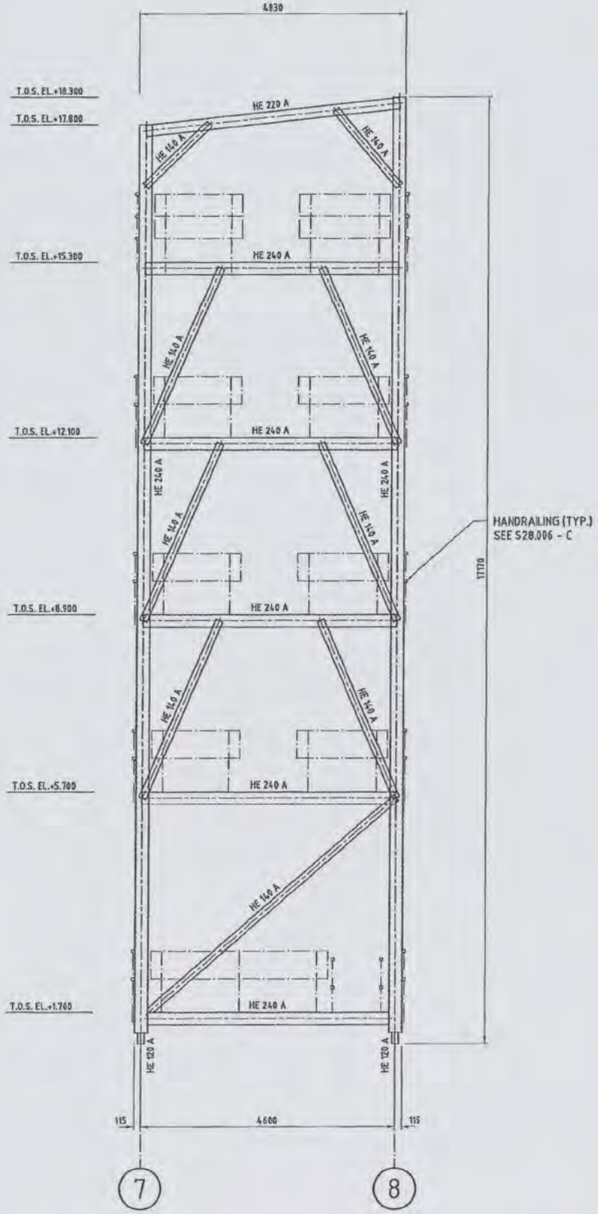

SECTION - ROW K
SCALE 1:50

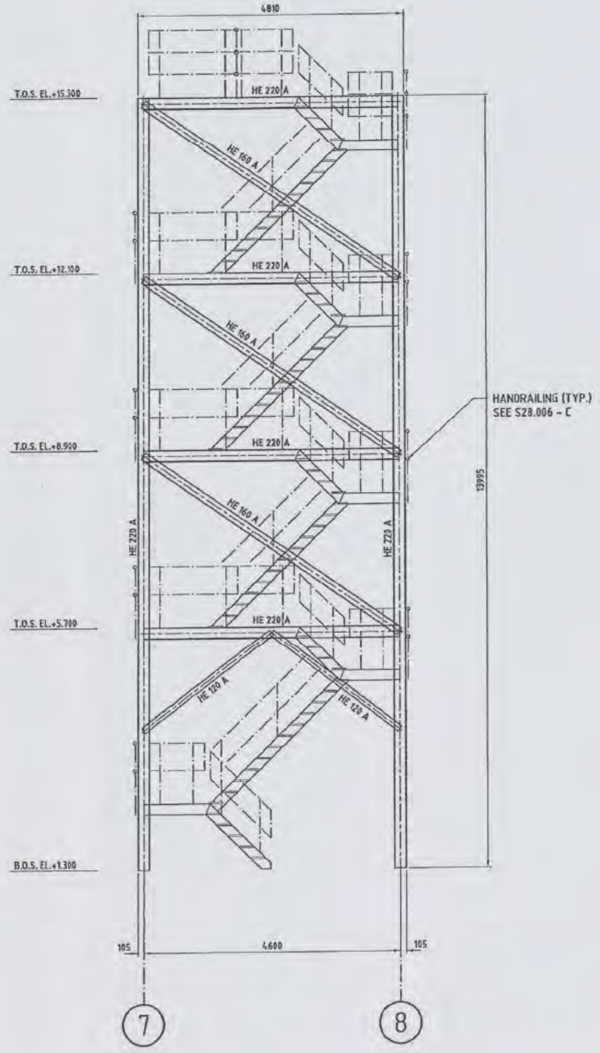

SECTION - ROW L
SCALE 1:50

SHELL KEY-PLAN

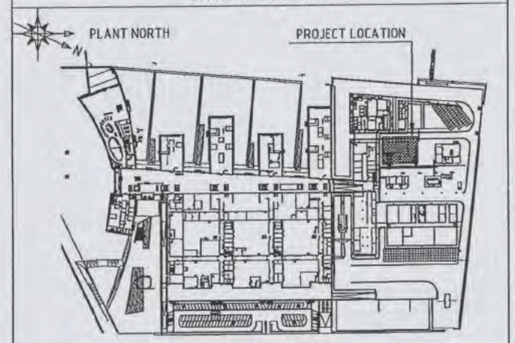

REFERENCE DRAWINGS

FOR REFERENCE DRAWINGS SEE DWG. C-5463-11-1006-012

GENERAL NOTES

1. ALL DIMENSIONS ARE IN MM
2. ALL ELEVATION ARE ACC. NAP
3. R&R SECTION F-G/1-4
   PROCESS MODULE 1 H-J/1-4-6
   PROCESS MODULE 2 H-I-K-L/7-8
4. MAIN STAIRS (EAST) D-E/3-5
   STAIRS (WEST) F-G/1

HOLDS

1. PROFILE SIZES
2. FLOOR ELEVATIONS

KEY-PLAN

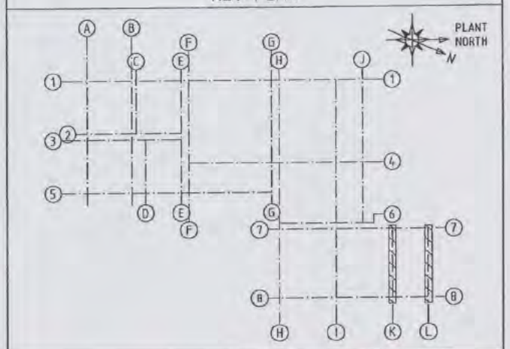

NOTES

0 9 MAART 2012

FOR BUILDING PERMIT
06-03-2012

spie Controlec engineering

ISSUE	DATE	Retnl. Designer	Sgn/Init.	Retnl. Custodian	Sgn/Init.	DESCRIPTION
A						
C	06-03-2012	[redacted]				FOR BUILDING PERMIT

APPROVED BY

This document is confidential. Neither the whole nor any part of this document may be disclosed to any third party without the prior written consent of Shell Global Solutions International B.V. and Shell International Exploration and Production B.V., The Hague, The Netherlands. The copyright of this document is vested in these companies. All rights reserved. Neither the whole nor any part of this document may be reproduced, stored in any retrieval system or transmitted in any form or by any means (electronic, mechanical, reprographic, recording or otherwise) without the prior written consent of the copyright owners.

PLOT PLAN OMO INTEGRATED PILOT PLANT
PROCESS MODULE 2 – SECTION AT ROW K & L

STANDARD DRAWING	SCALE: 1:50	Sheet No. 031 of 031	Size A1
SHELL GLOBAL SOLUTIONS INTERNATIONAL B.V. SHELL INTERNATIONAL EXPLORATION AND PRODUCTION B.V.	ID 5463	DRG No. C 5463-11-1006 Issue 0	

Behoort bij de beschikking van het
Dagelijks Bestuur van het
Stadsdeel Amsterdam-Noord
dd. 26 JULI 2012

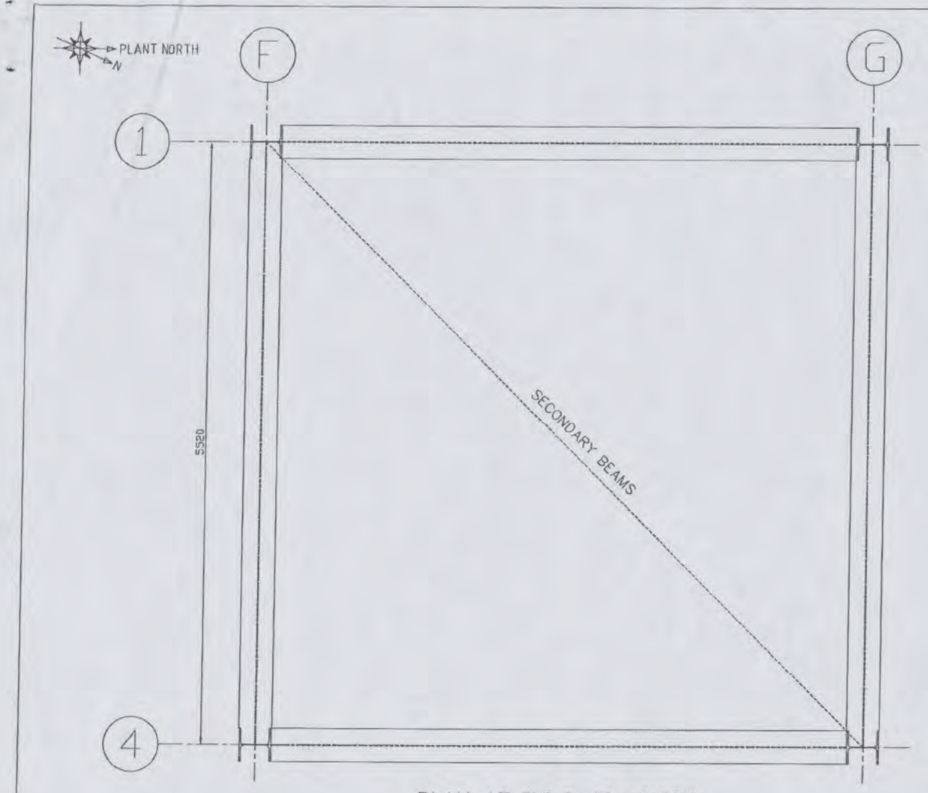

PLAN AT T.O.S. EL.+1.700
SCALE 1:25

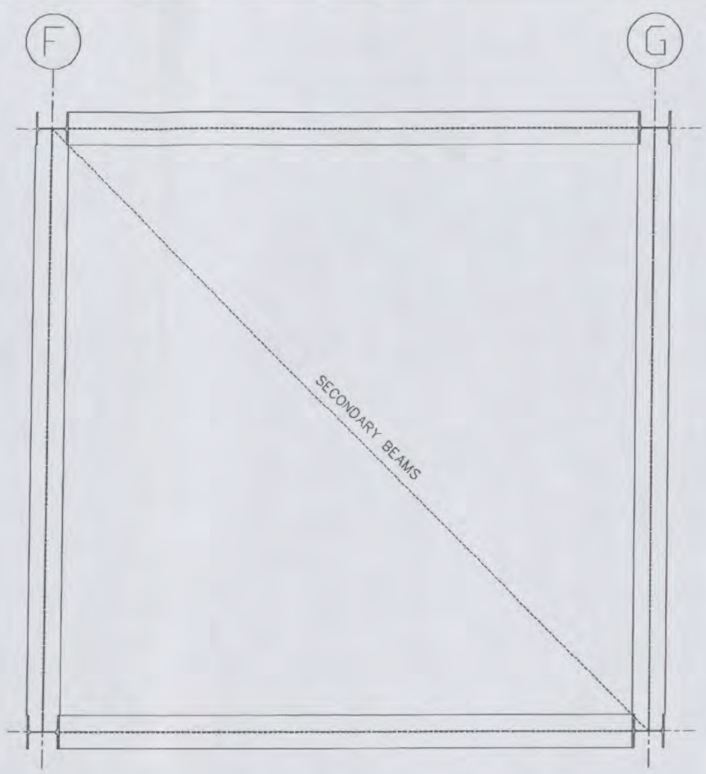

PLAN AT T.O.S. EL.+5.700
SCALE 1:25

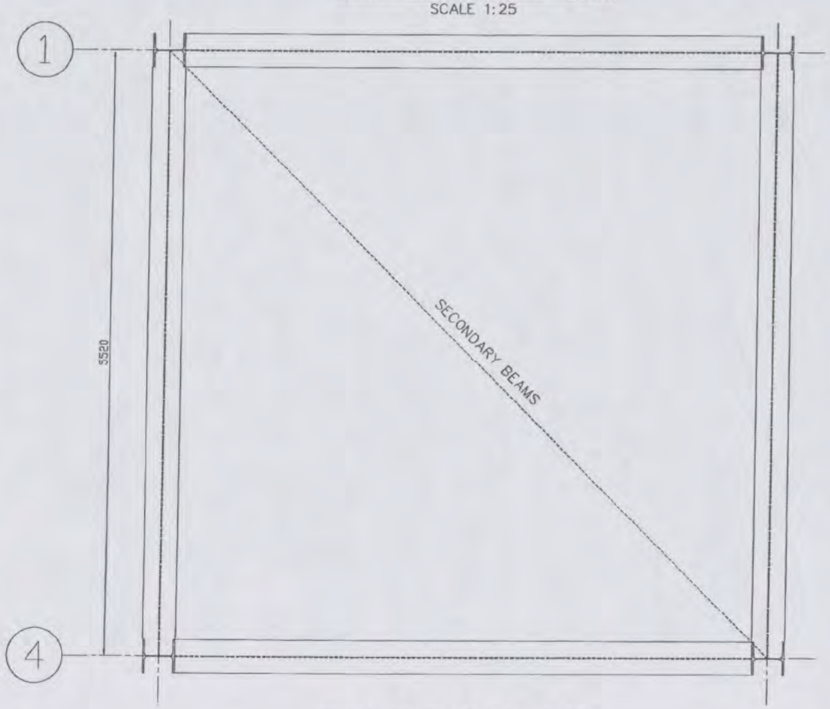

PLAN AT T.O.S. EL.+8.900
SCALE 1:25

Behoort bij de beschikking van het
Dagelijks Bestuur van het
Stadsdeel Amsterdam-Noord
dd. 26 JULI 2012

SHELL KEY-PLAN

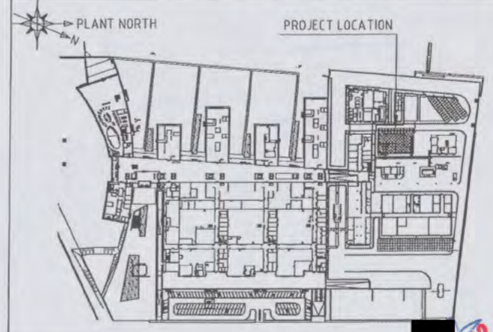

REFERENCE DRAWINGS

C-5643-11-1002-001	FOUNDATION AND PILE LAYOUT
C-5643-11-1002-002	FOUNDATION SECTIONS
C-5643-11-1007-002	STRUCTURE AT EL.+12.100 - EL.+15.300
C-5643-11-1007-003	STRUCTURE AT EL.+18.700 - EL.+22.100
C-5643-11-1007-004	STRUCTURE AT EL.+25.500 - EL.+28.900
C-5643-11-1007-005	SECTION AT ROW F.1
C-5643-11-1007-006	SECTION AT ROW G.4

18 JULI 2012 14

GENERAL NOTES

1. ALL DIMENSIONS ARE IN MM
2. ALL ELEVATION ARE ACC. NAP
3. R&R SECTION F-G/1-4
   PROCESS MODULE 1 H-J/1-4-6
   PROCESS MODULE 2 H-I-K/7-9
4. MAIN STAIRS (EAST) D-E/3-5
   STAIRS (NORTH) 1.-H/8-9
   STAIRS (WEST) F-G/1

HOLDS

1. PROFILE SIZES
2. FLOOR ELEVATIONS

KEY-PLAN

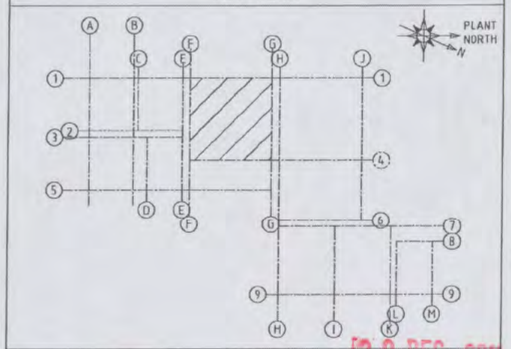

NOTES

FOR BUILDING PERMIT
09-12-2011

20 DEC. 2011

SPIE Controlec Engineering

ISSUE	DATE	Initial Sign/ref. Designer	Initial Sign/ref. Custodian	DESCRIPTION
A	09-12-2011			FOR BUILDING PERMIT
0	21-03-2011			FIRST ISSUE

APPROVED BY

This document is confidential. Neither the whole nor any part of this document may be disclosed to any third party without the prior written consent of Shell Global Solutions International B.V. and Shell International Exploration and Production B.V., The Hague, The Netherlands. The copyright of this document is vested in these companies. All rights reserved. Neither the whole nor any part of this document may be reproduced, stored in any retrieval system or transmitted in any form or by any means (electronic, mechanical, reprographic, recording or otherwise) without the prior written consent of the copyright owners.

PLOT PLAN OMO INTEGRATED PILOT PLANT
REACTOR SECTION - STEEL STRUCTURE AT EL.+1.700-+8.900

STANDARD DRAWING	SCALE: 1:25	Sheet No. 001 of 006	Size A1
SHELL GLOBAL SOLUTIONS INTERNATIONAL B.V. SHELL INTERNATIONAL EXPLORATION AND PRODUCTION B.V.	ID 5463	DRG No. C 5463-11-1007	Issue A

Filename:

Image Engineering Scan Reference Chart TE261 Serial No. 318
Pixels/Reference numbers on 1/1?
the scale towards document

Behoort bij de beschikking van het
Dagelijks Bestuur van het
Stadsdeel Amsterdam-Noord
dd. 26 JULI 2012

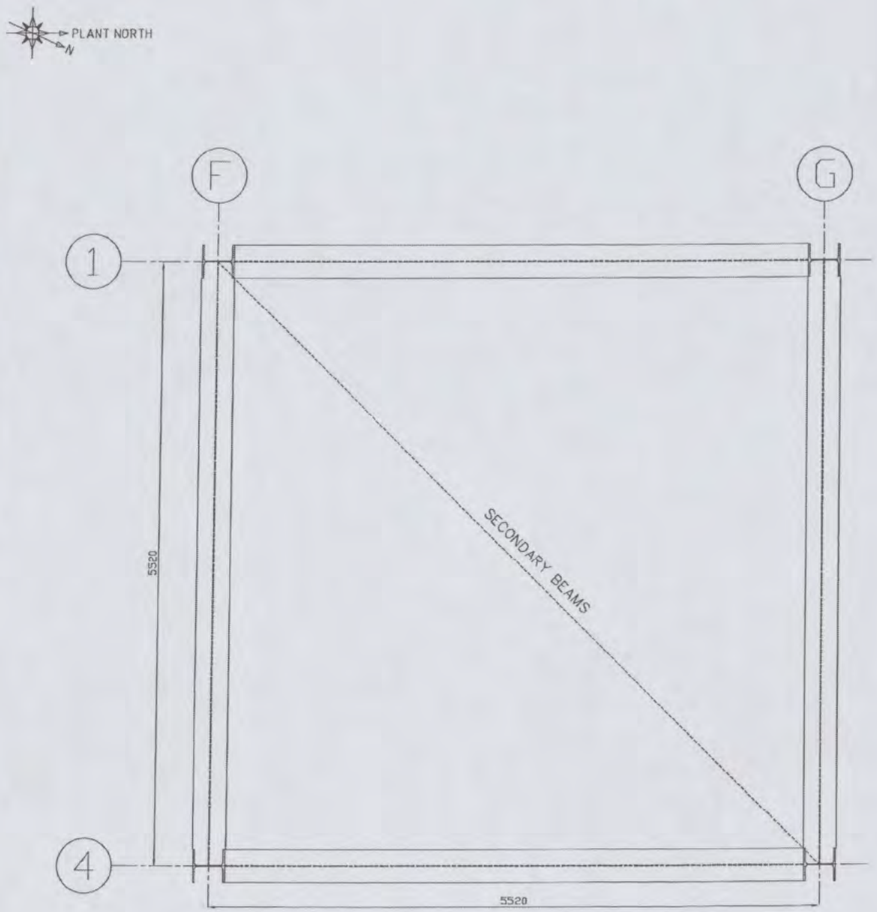

PLAN AT T.O.S. EL.+12.100
SCALE 1:25

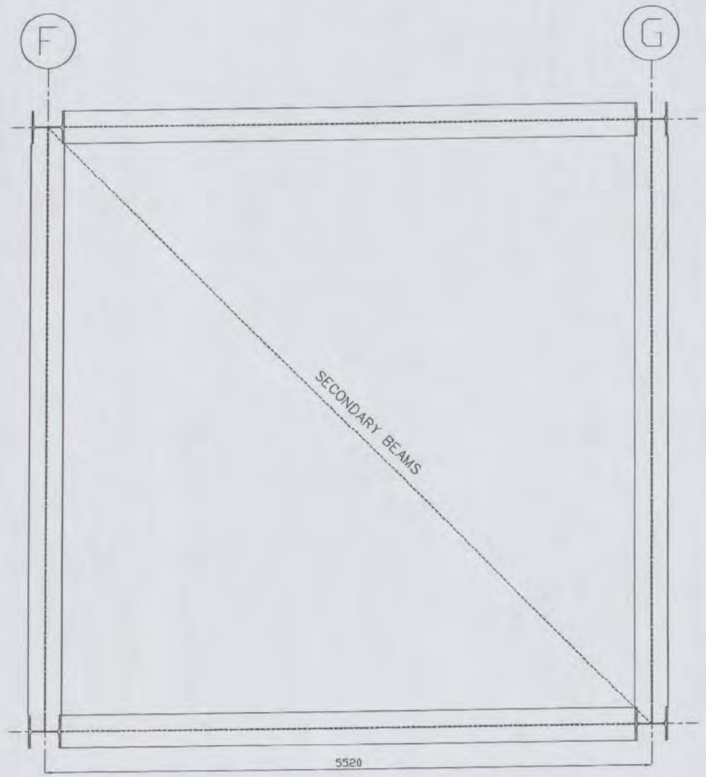

PLAN AT T.O.S. EL.+15.300
SCALE 1:25

Behoort bij de beschikking van het
Dagelijks Bestuur van het
Stadsdeel Amsterdam-Noord
dd. 26 JULI 2012

SHELL KEY-PLAN

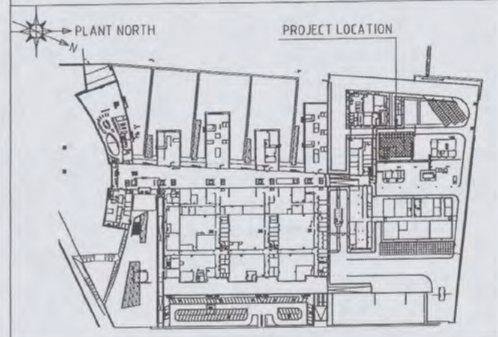

REFERENCE DRAWINGS

C-5643-11-1002-001	FOUNDATION AND PILE LAYOUT
C-5643-11-1002-002	FOUNDATION SECTIONS
C-5643-11-1007-001	STRUCTURE AT EL.+1.700 - EL.+8.900
C-5643-11-1007-003	STRUCTURE AT EL.+18.700 - EL.+22.100
C-5643-11-1007-004	STRUCTURE AT EL.+25.500 - EL.+28.900
C-5643-11-1007-005	SECTION AT ROW F.1
C-5643-11-1007-006	SECTION AT ROW G.4

GENERAL NOTES

1. ALL DIMENSIONS ARE IN MM
2. ALL ELEVATION ARE ACC. NAP
3. R&R SECTION F-G/1-4
   PROCESS MODULE 1 H-J/1-4-6
   PROCESS MODULE 2 H-I-K/7-9
4. MAIN STAIRS (EAST) D-E/3-5
   STAIRS (NORTH) L-M/8-9
   STAIRS (WEST) F-G/1

HOLDS

1. PROFILE SIZES
2. FLOOR ELEVATIONS

KEY-PLAN

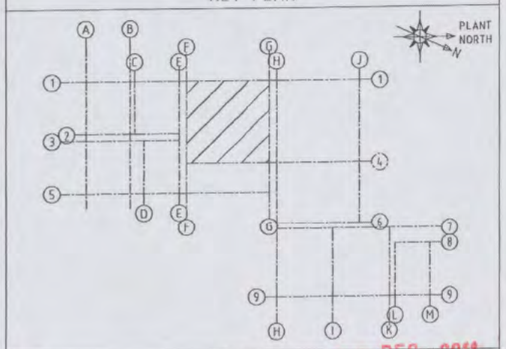

NOTES

20 DEC. 2011

FOR BUILDING PERMIT
09-12-2011 [redacted]

SPIE Controlec Engineering

ISSUE	DATE	Retkd. Sign/Init. Designer	Retkd. Sign/Init. Custodian	DESCRIPTION
A	09-12-2011	[redacted]		FOR BUILDING PERMIT
0	31-03-2011			FIRST ISSUE

APPROVED BY

This document is confidential. Neither the whole nor any part of this document may be disclosed to any third party without the prior written consent of Shell Global Solutions International B.V. and Shell International Exploration and Production B.V. This filgure, the trademarks, the copyright of this document is vested in those companies. All rights reserved. Neither the whole nor any part of this document may be reproduced, stored in any retrieval system or transmitted in any form or by any means (electronic, mechanical, reprographic, recording or otherwise) without the prior written consent of the copyright owners.

PLOT PLAN OMO INTEGRATED PILOT PLANT
REACTOR SECTION – STEEL STRUCTURE AT EL.+12.100+15.300

STANDARD DRAWING
SHELL GLOBAL SOLUTIONS INTERNATIONAL B.V.
SHELL INTERNATIONAL EXPLORATION AND PRODUCTION B.V.

SCALE: 1:25 | Sheet No. 002 of 006 | Size A1
ID 5463 | DRG No. C 5463-11-1007 Issue A

Filename:

the scale towards document
Image Engineering Scan Reference Chart TE263 Serial No. 348
Patch Reference numbers on UTT

Behoort bij de beschikking van het
Dagelijks Bestuur van het
Stadsdeel Amsterdam-Noord
dd. 26 JULI 2012

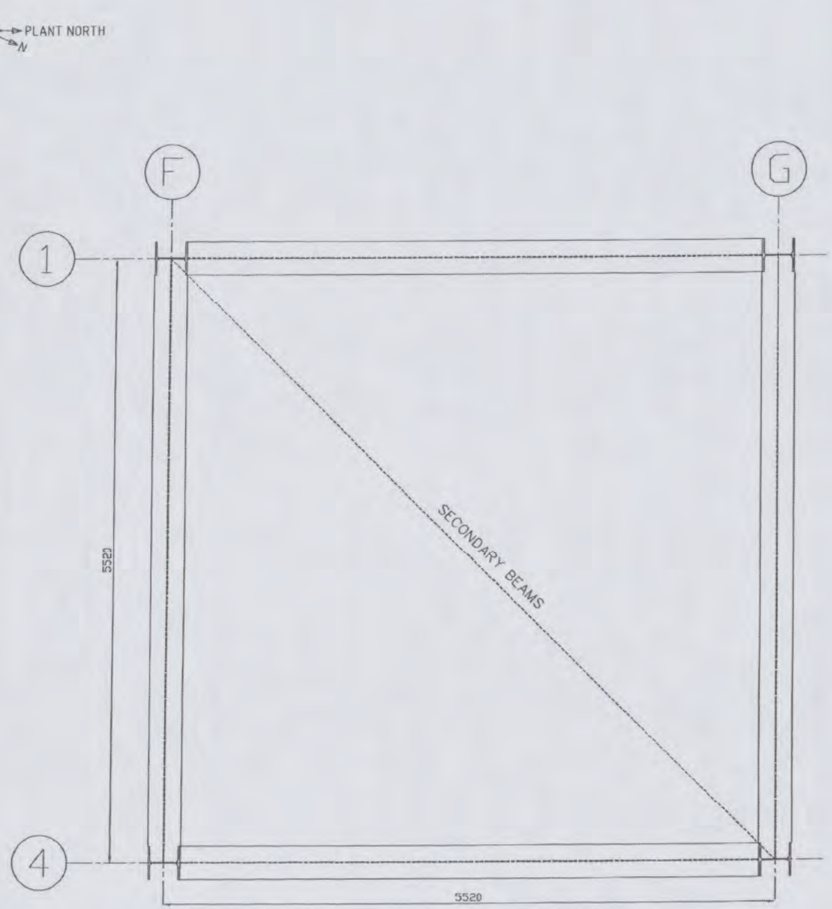

PLAN AT T.O.S. EL.+18.700
SCALE 1:25

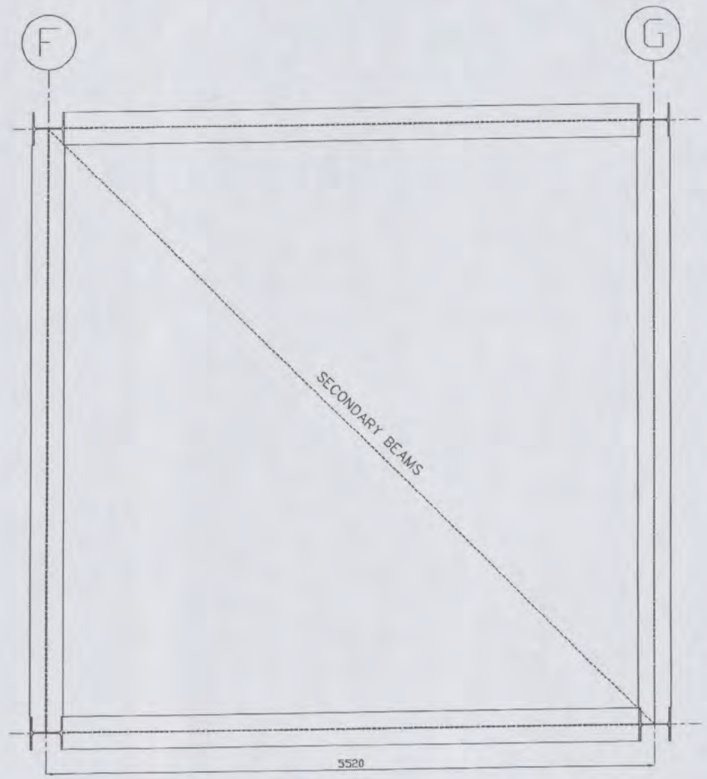

PLAN AT T.O.S. EL.+22.100
SCALE 1:25

Behoort bij de beschikking van het
Dagelijks Bestuur van het
Stadsdeel Amsterdam-Noord
dd. 26 JULI 2012

SHELL KEY-PLAN

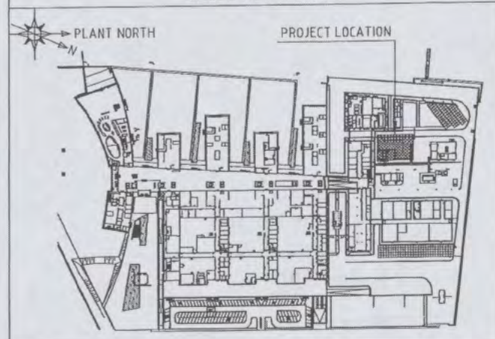

REFERENCE DRAWINGS

C-5643-11-1002-001	FOUNDATION AND PILE LAYOUT
C-5643-11-1002-002	FOUNDATION SECTIONS
C-5643-11-1007-001	STRUCTURE AT EL.+1.700 - EL.+8.900
C-5643-11-1007-002	STRUCTURE AT EL.+12.100 - EL.+15.300
C-5643-11-1007-004	STRUCTURE AT EL.+25.500 - EL.+28.900
C-5643-11-1007-005	SECTION AT ROW F,1
C-5643-11-1007-006	SECTION AT ROW G,4

GENERAL NOTES

1. ALL DIMENSIONS ARE IN MM
2. ALL ELEVATION ARE ACC. NAP
3. R&R SECTION F-G/1-4
   PROCESS MODULE 1 H-J/1-4-6
   PROCESS MODULE 2 H-I-K/7-9
4. MAIN STAIRS (EAST) D-E/3-5
   STAIRS (NORTH) I-H/8-9
   STAIRS (WEST) F-G/1

HOLDS

1. PROFILE SIZES
2. FLOOR ELEVATIONS

KEY-PLAN

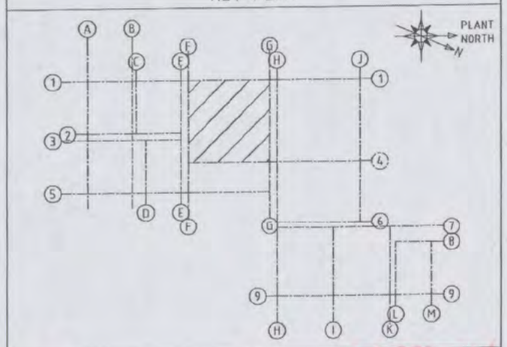

NOTES

20 DEC. 2011

FOR BUILDING PERMIT
09-12-2011 [redacted]

SPIE Controlec Engineering

ISSUE	DATE	Resp. Sign/Init. Designer	Resp. Sign/Init. Custodian	DESCRIPTION
A	09-12-2011	[redacted]		FOR BUILDING PERMIT
O	21-03-2011			FIRST ISSUE

APPROVED BY

This document is confidential. Neither the whole nor any part of this document may be disclosed to any third party without the prior written consent of Shell Global Solutions International B.V. and Shell International Exploration and Production B.V., The Hague, The Netherlands. The copyright of this document is vested in these companies. All rights reserved. Neither the whole nor any part of this document may be reproduced, stored in any retrieval system or transmitted in any form or by any means (electronic, mechanical, reprographic, recording or otherwise) without the prior written consent of the copyright owners.

PLOT PLAN OMO INTEGRATED PILOT PLANT
REACTOR SECTION – STEEL STRUCTURE AT EL.+18.700–22.100

STANDARD DRAWING
SHELL GLOBAL SOLUTIONS INTERNATIONAL B.V.
SHELL INTERNATIONAL EXPLORATION AND PRODUCTION B.V.

SCALE: 1:25 | Sheet No. 003 of 006 | Size A1
ID 5463 | DRG No. C 5463-11-1007 Issue A

Filename:

the scale towards document
Image Engineering Scan Reference Chart TE263 Serial No. 318
Patch Reference numbers on ITT

Behoort bij de beschikking van het
Dagelijks Bestuur van het
Stadsdeel Amsterdam-Noord
dd. 26 JULI 2012

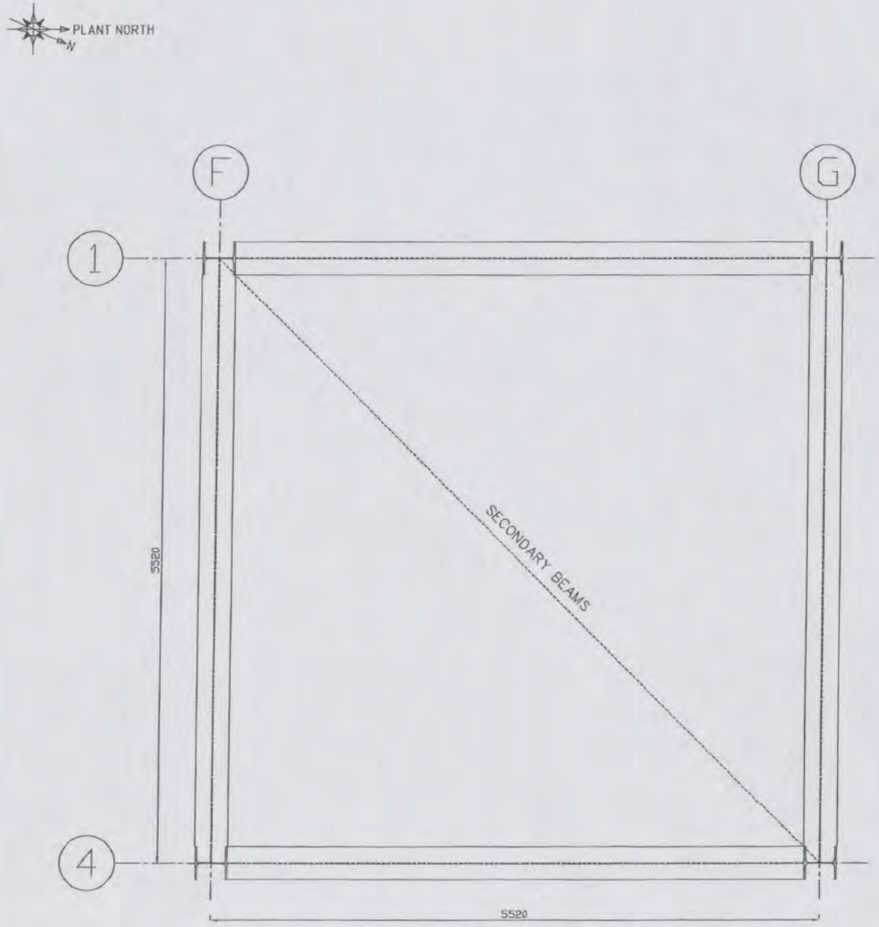

PLAN AT T.O.S. EL.+25.500
SCALE 1:25

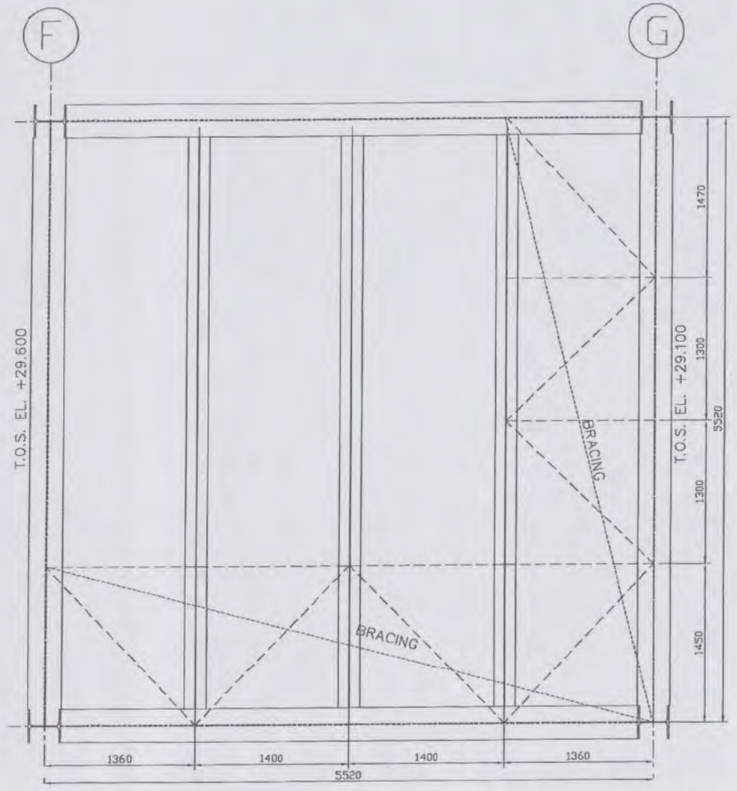

PLAN AT T.O.S. EL.+29.100–29.600
SCALE 1:25

Behoort bij de beschikking van het
Dagelijks Bestuur van het
Stadsdeel Amsterdam-Noord
dd. 26 JULI 2012

SHELL KEY-PLAN

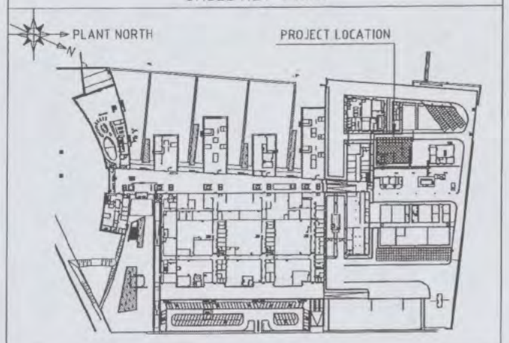

REFERENCE DRAWINGS

C-5643-11-1002-001	FOUNDATION AND PILE LAYOUT
C-5643-11-1002-002	FOUNDATION SECTIONS
C-5643-11-1007-001	STRUCTURE AT EL.+1.700 – EL.+8.900
C-5643-11-1007-002	STRUCTURE AT EL.+12.100 – EL.+15.300
C-5643-11-1007-003	STRUCTURE AT EL.+18.700 – EL.+22.100
C-5643-11-1007-005	SECTION AT ROW F.1
C-5643-11-1007-006	SECTION AT ROW G.4

GENERAL NOTES

1. ALL DIMENSIONS ARE IN MM
2. ALL ELEVATION ARE ACC. NAP
3. R&R SECTION F-G/1-4
   PROCESS MODULE 1 H-J/1-4-6
   PROCESS MODULE 2 H-I-K/7-9
4. MAIN STAIRS (EAST) D-E/3-5
   STAIRS (NORTH) L-M/8-9
   STAIRS (WEST) F-G/1

HOLDS

1. PROFILE SIZES
2. FLOOR ELEVATIONS

KEY-PLAN

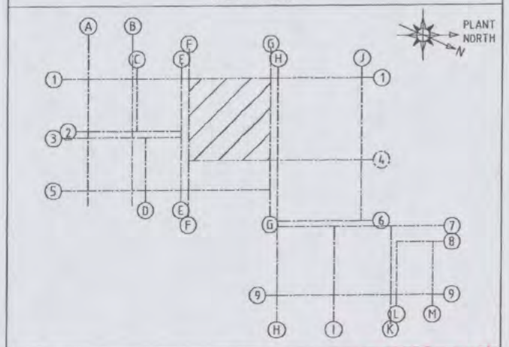

NOTES

20 DEC. 2011

FOR BUILDING PERMIT
09-12-2011 [redacted]

SPIE Controlec engineering

ISSUE	DATE	Retnd Sign/Init Designer	Retnd Sign/Init Custodian	DESCRIPTION
A	09-12-2011	[redacted]		FOR BUILDING PERMIT
0	21-03-2011			FIRST ISSUE

APPROVED BY

This document is confidential. Neither the whole nor any part of this document may be disclosed to any third party without the prior written consent of Shell Global Solutions International B.V. and Shell International Exploration and Production B.V., The Hague, The Netherlands. The copyright of this document is vested in these companies. All rights reserved. Neither the whole nor any part of this document may be reproduced, stored in any retrieval system or transmitted in any form or by any means (electronic, mechanical, reprographic, recording or otherwise) without the prior written consent of the copyright owners.

PLOT PLAN OMO INTEGRATED PILOT PLANT
REACTOR SECTION – STEEL STRUCTURE AT EL.+25.500–28.900

STANDARD DRAWING	SCALE: 1:25	Sheet No. 004 of 006	Size A1
SHELL GLOBAL SOLUTIONS INTERNATIONAL B.V. SHELL INTERNATIONAL EXPLORATION AND PRODUCTION B.V.	ID 5463	DRG No. C 5463-11-1007	Issue A

Filename:

318

Behoort bij de beschikking van het
Dagelijks Bestuur van het
Stadsdeel Amsterdam-Noord
dd.
26 JULI 2012

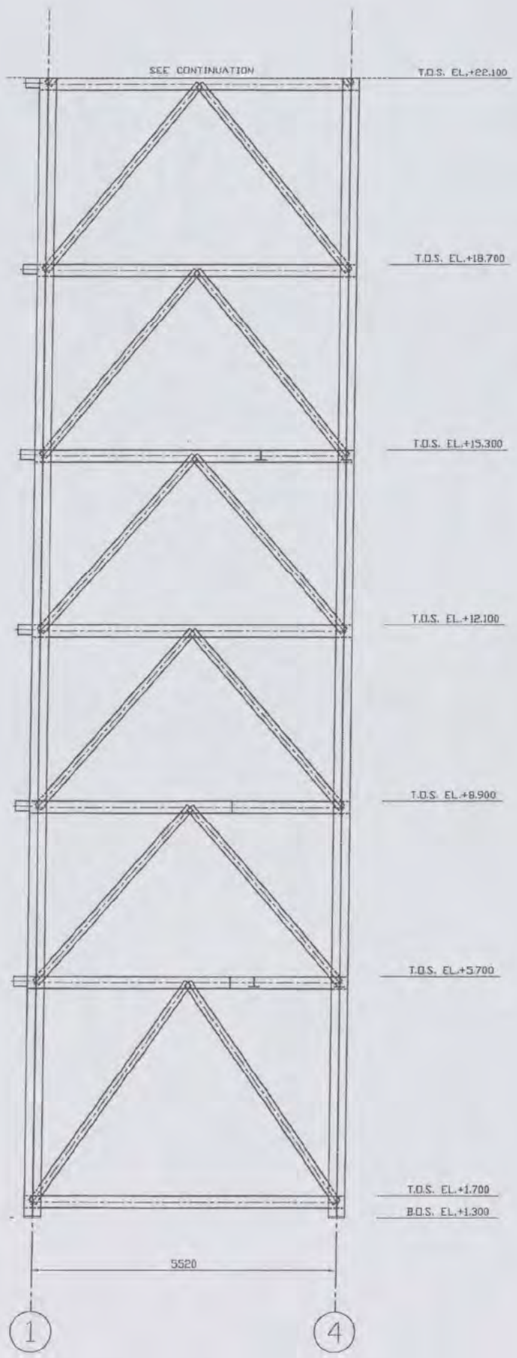

SECTION – ROW F
SCALE 1:50

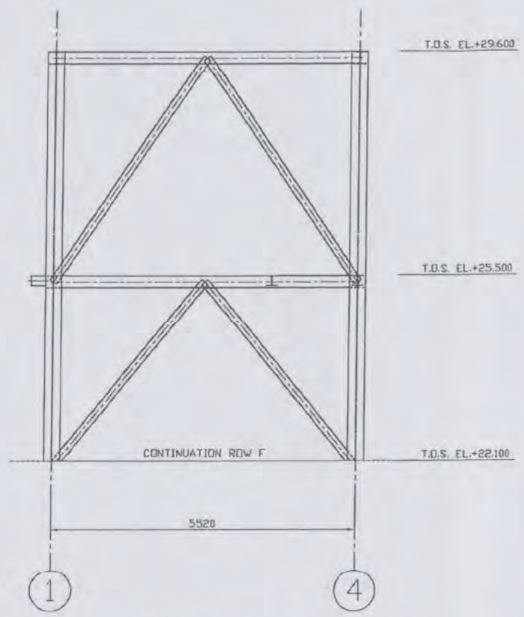

SECTION – ROW F
SCALE 1:50

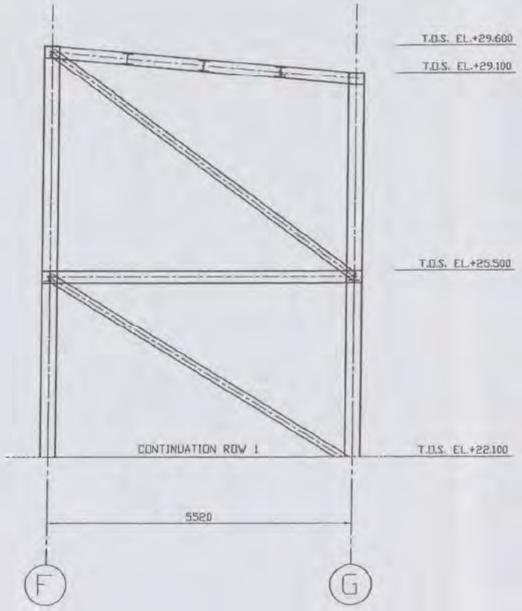

SECTION – ROW 1
SCALE 1:50

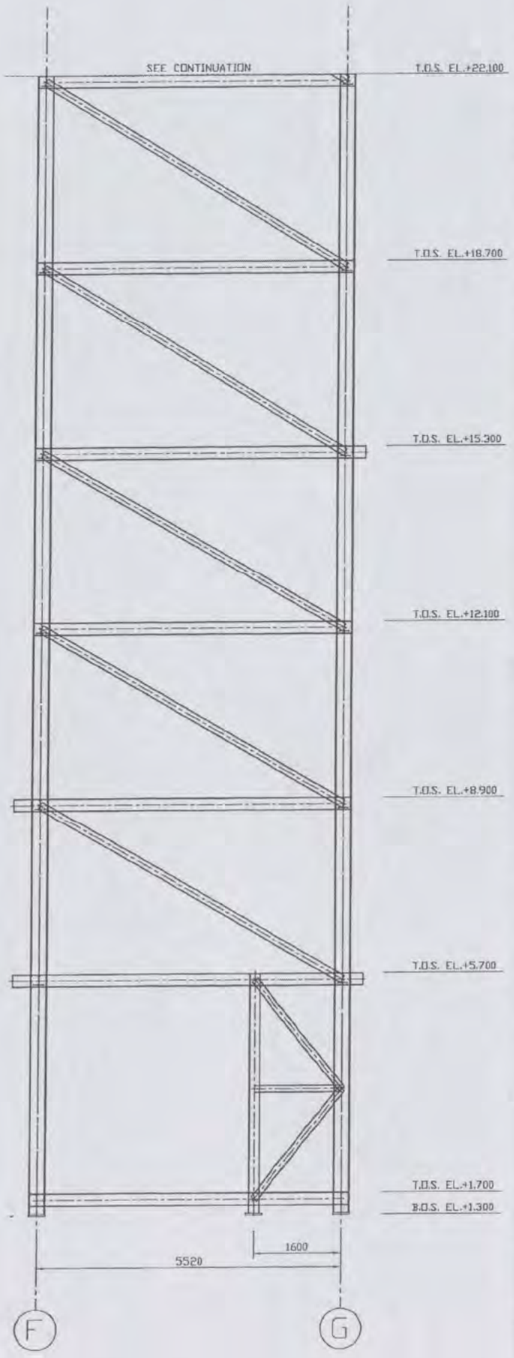

SECTION – ROW 1
SCALE 1:50

SHELL KEY-PLAN

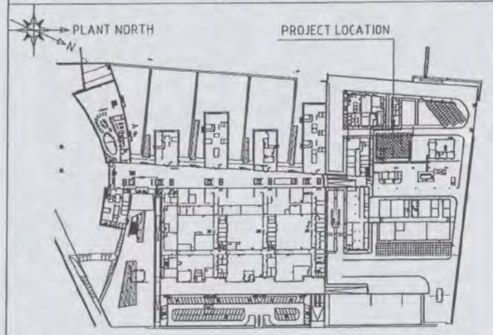

REFERENCE DRAWINGS

C-5643-11-1002-001	FOUNDATION AND PILE LAYOUT
C-5643-11-1002-002	FOUNDATION SECTIONS
C-5643-11-1007-001	STRUCTURE AT EL.+1.700 – EL.+8.900
C-5643-11-1007-002	STRUCTURE AT EL.+12.100 – EL.+15.300
C-5643-11-1007-003	STRUCTURE AT EL.+18.700 – EL.+22.100
C-5643-11-1007-004	STRUCTURE AT EL.+25.500 – EL.+28.900
C-5643-11-1007-006	SECTION AT ROW G,4

GENERAL NOTES

1. ALL DIMENSIONS ARE IN MM
2. ALL ELEVATION ARE ACC. NAP
3. RER SECTION F-G/1-4
   PROCESS MODULE 1 H-J/1-4-6
   PROCESS MODULE 2 H-I-K/7-9
4. MAIN STAIRS (EAST) D-E/3-5
   STAIRS (NORTH) L-M/8-9
   STAIRS (WEST) F-G/1

Behoort bij de beschikking van het
Dagelijks Bestuur van het
Stadsdeel Amsterdam-Noord
dd 26 JULI 2012

HOLDS

1. PROFILE SIZES
2. FLOOR ELEVATIONS

KEY-PLAN

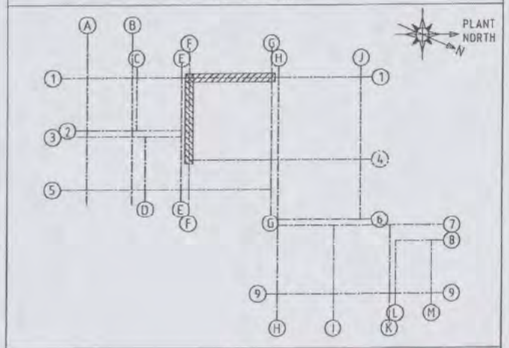

NOTES

FOR BUILDING PERMIT
09-12-2011 [redacted]

28 DEC. 2011

SPIE Controlec Engineering

ISSUE	DATE	Rev'd. Sign/Init. Designer	Rev'd. Sign/Init. Customer	DESCRIPTION
A	09-12-2011	[redacted]		FOR BUILDING PERMIT
0	21-03-2011			FIRST ISSUE

APPROVED BY

This document is confidential. Neither the whole nor any part of this document may be disclosed to any third party without the prior written consent of Shell Global Solutions International B.V. and Shell International Exploration and Production B.V., The Hague, The Netherlands. The copyright of this document is vested in these companies. All rights reserved. Neither the whole nor any part of this document may be reproduced, stored in any retrieval system or transmitted in any form or by any means (electronic, mechanical, reprographic, recording or otherwise) without the prior written consent of the copyright owners.

PLOT PLAN OMO INTEGRATED PILOT PLANT
REACTOR MODULE – SECTION AT ROW F, 1

STANDARD DRAWING	SCALE 1:50	Sheet No. 003 of 006	Size A1
SHELL GLOBAL SOLUTIONS INTERNATIONAL B.V. SHELL INTERNATIONAL EXPLORATION AND PRODUCTION B.V.	ID 5463	DRG No. C 5463-11-1007 Issue 0	

Filename:

the scale towards document
Image Engineering Scan Reference Chart TE261 Serial No. 318
Patch Reference numbers on/off
mm
C1 B1 A1 C2 B2 A2 B5 A5 20 18 17 16 11 10 09 03 02 01 C7 B7 A7 C8 B8 A8 C9 B9

Behoort bij de beschikking van het
Dagelijks Bestuur van het
Stadsdeel Amsterdam-Noord
dd. 26 JULI 2012

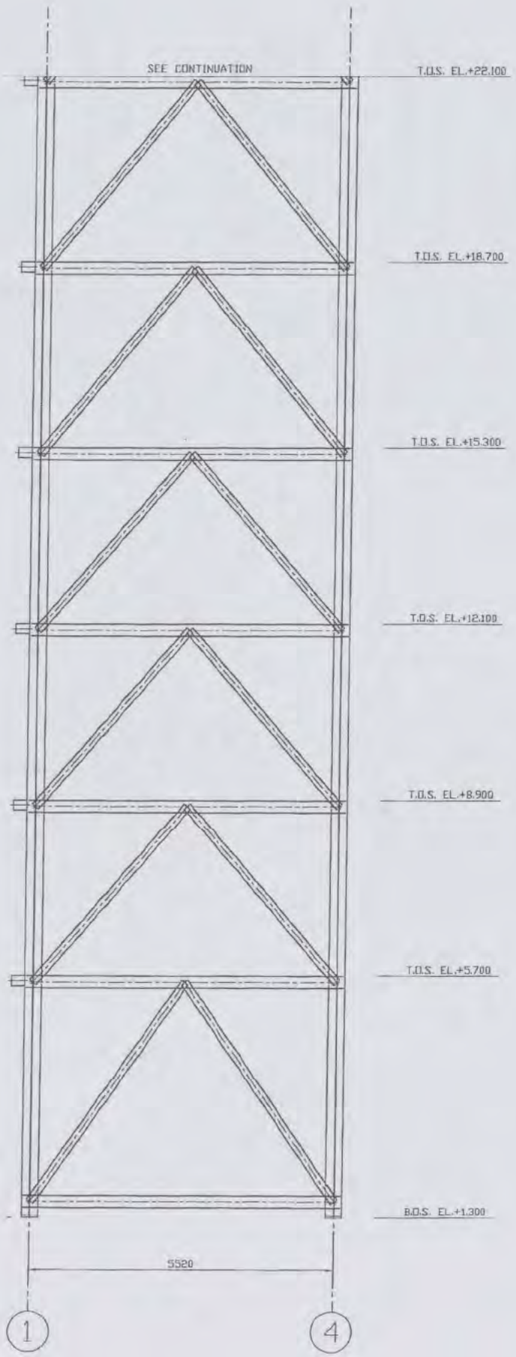

SECTION – ROW G
SCALE 1:50

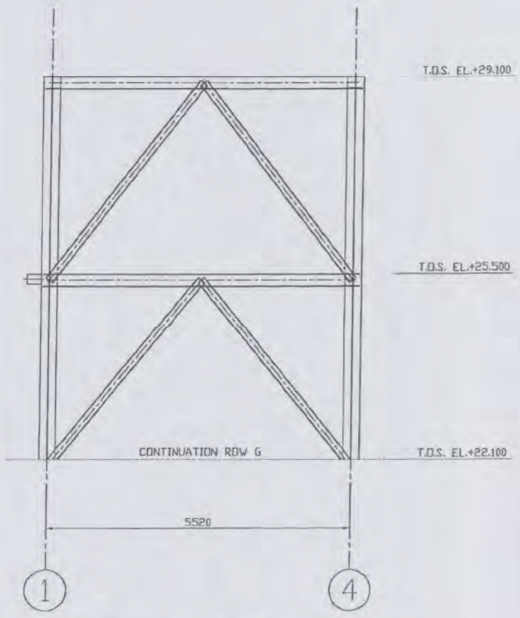

SECTION – ROW G
SCALE 1:50

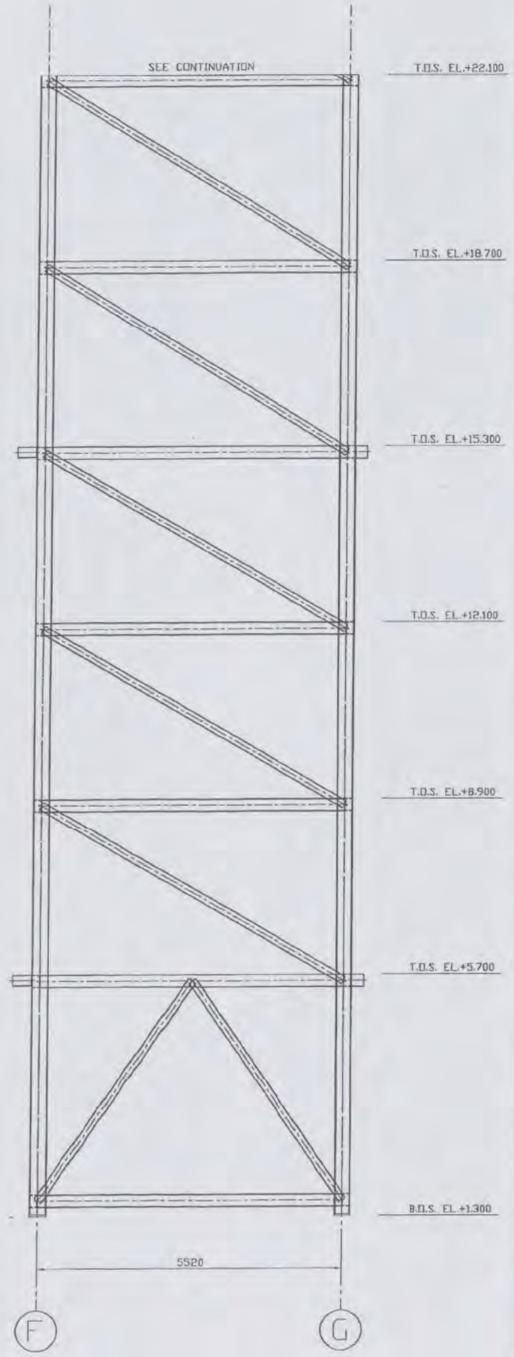

SECTION – ROW G
SCALE 1:50

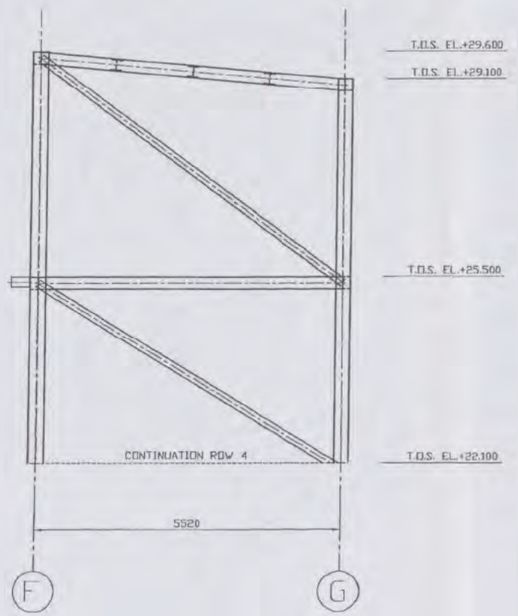

SECTION – ROW 4
SCALE 1:50

SECTION – ROW 4
SCALE 1:50

SHELL KEY-PLAN

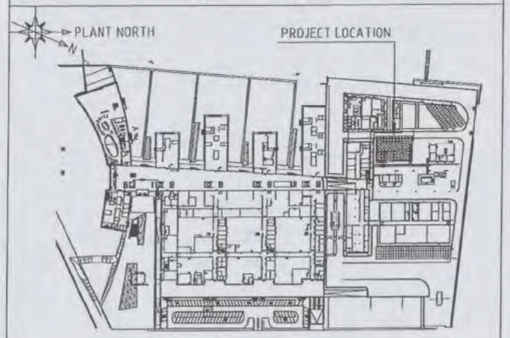

REFERENCE DRAWINGS

C-5643-11-1002-001	FOUNDATION AND PILE LAYOUT
C-5643-11-1002-002	FOUNDATION SECTIONS
C-5643-11-1007-001	STRUCTURE AT EL.+1.700 – EL.+8.900
C-5643-11-1007-002	STRUCTURE AT EL.+12.100 – EL.+15.300
C-5643-11-1007-003	STRUCTURE AT EL.+18.700 – EL.+22.100
C-5643-11-1007-004	STRUCTURE AT EL.+25.500 – EL.+28.900
C-5643-11-1007-005	SECTION AT ROW F,1

GENERAL NOTES

1. ALL DIMENSIONS ARE IN MM
2. ALL ELEVATION ARE ACC. NAP
3. R&R SECTION F-G/1-4
   PROCESS MODULE 1 H-J/1-4-6
   PROCESS MODULE 2 H-I-K/7-9
4. MAIN STAIRS (EAST) D-E/3-5
   STAIRS (NORTH) L-M/8-9
   STAIRS (WEST) F-G/1

Behoort bij de beschikking van het
Dagelijks Bestuur van het
Stadsdeel Amsterdam-Noord
de 26 JULI 2012

HOLDS

1. PROFILE SIZES
2. FLOOR ELEVATIONS

KEY-PLAN

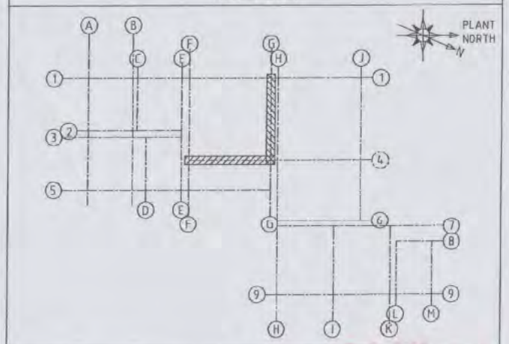

NOTES

FOR BUILDING PERMIT
09-12-2011 [redacted]

SPIE Controlec Engineering

ISSUE	DATE	Retina Designer Sign/Init	Retkind Custodian Sign/Init	DESCRIPTION
A	09-12-2011	[redacted]		FOR BUILDING PERMIT
0	21-03-2011			FIRST ISSUE

APPROVED BY

This document is confidential. Neither the whole nor any part of this document may be disclosed to any third party without the prior written consent of Shell Global Solutions International B.V. and Shell International Exploration and Production B.V., The Hague, The Netherlands. The copyright of this document is vested in these companies. All rights reserved. Neither the whole nor any part of this document may be reproduced, stored in any retrieval system or transmitted in any form or by any means (electronic, mechanical, reprographic, recording or otherwise) without the prior written consent of the copyright owners.

PLOT PLAN OMO INTEGRATED PILOT PLANT
REACTOR MODULE – SECTION AT ROW G, 4

STANDARD DRAWING	SCALE: 1:50	Sheet No. 006 of 006	Size A1
SHELL GLOBAL SOLUTIONS INTERNATIONAL B.V. SHELL INTERNATIONAL EXPLORATION AND PRODUCTION B.V.	ID 5463	DRD No. C 5463 – 11 – 1007 Issue A	

Filename:

the scale towards document
Image Engineering Scan Reference Charts TE263 Serial No. 318

Behoort bij de beschikking van het
Dagelijks Bestuur van het
Stadsdeel Amsterdam-Noord
dd. 26 JULI 2012

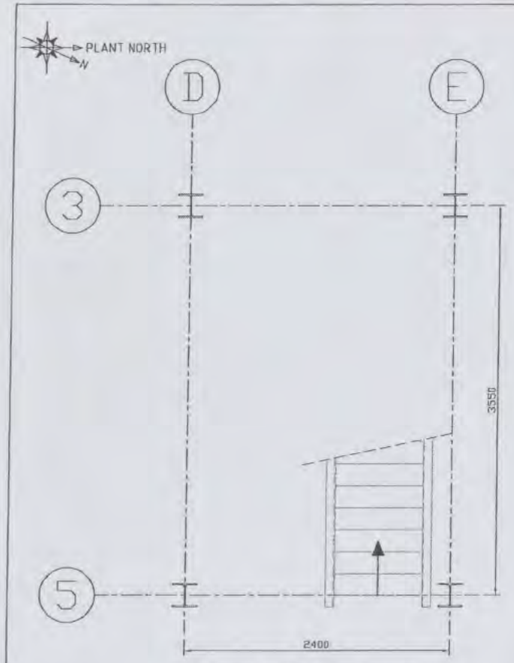

PLAN AT T.O.S. EL.+1.300
SCALE 1:25

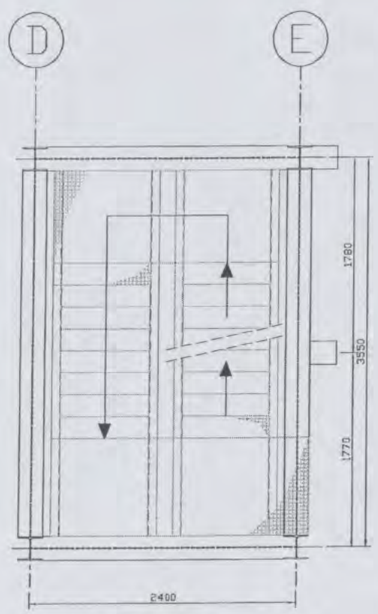

PLAN AT T.O.S. EL.+5.700
SCALE 1:25

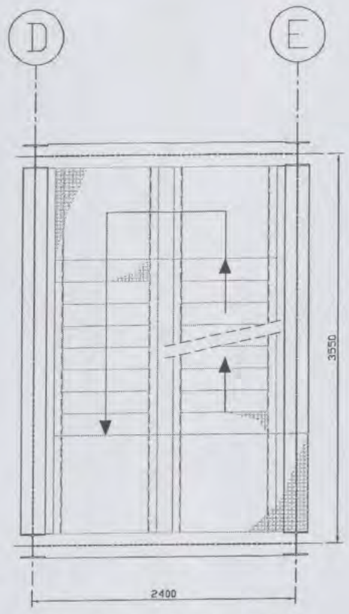

PLAN AT T.O.S. EL.+8.900
SCALE 1:25

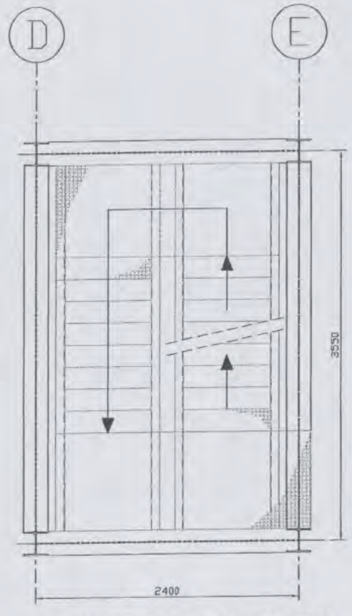

PLAN AT T.O.S. EL.+12.100
SCALE 1:25

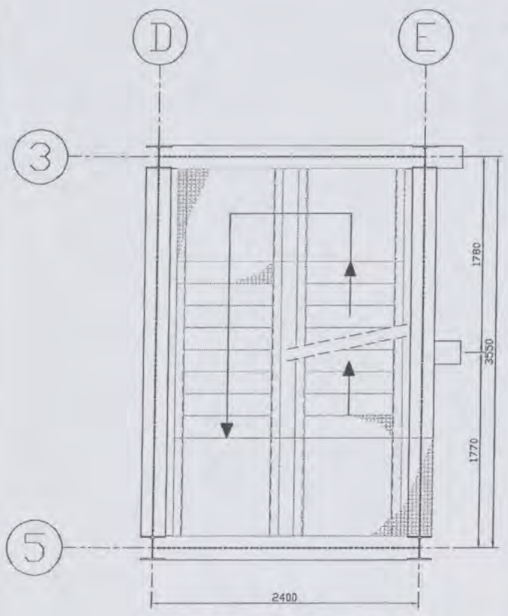

PLAN AT T.O.S. EL.+15.300
SCALE 1:25

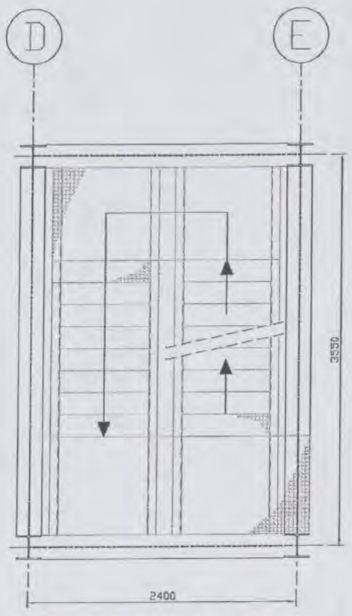

PLAN AT T.O.S. EL.+18.700
SCALE 1:25

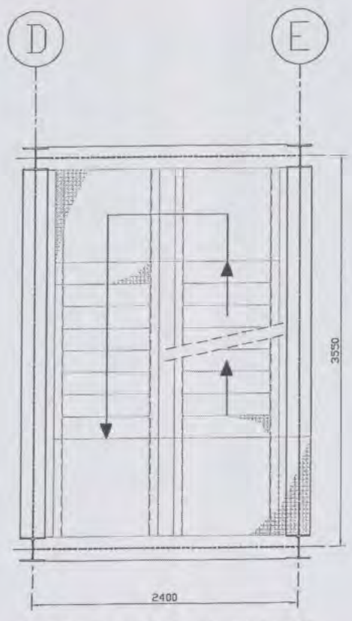

PLAN AT T.O.S. EL.+22.100
SCALE 1:25

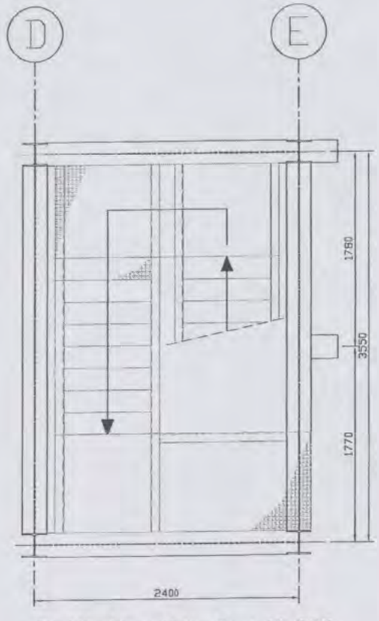

PLAN AT T.O.S. EL.+25.500
SCALE 1:25

SHELL KEY-PLAN

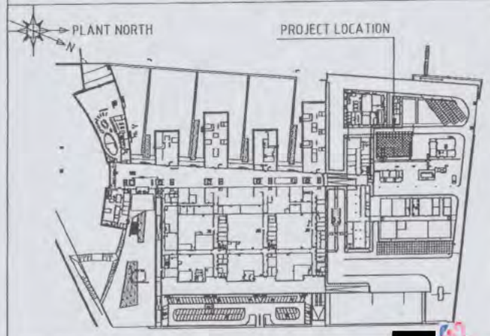

REFERENCE DRAWINGS

C-5643-11-1002-001	FOUNDATION AND PILE LAYOUT
C-5643-11-1002-002	FOUNDATION SECTIONS
C-5643-11-1008-002	SECTIONS AT ROW 3,5,D,E

[redacted] 12 JULI T15

GENERAL NOTES

1. ALL DIMENSIONS ARE IN MM
2. ALL ELEVATION ARE ACC. NAP
3. R&R SECTION F-G/1-4
   PROCESS MODULE 1 H-J/1-4-6
   PROCESS MODULE 2 H-I-K/7-9
4. MAIN STAIRS (EAST) D-E/3-5
   STAIRS (NORTH) I-M/8-9
   STAIRS (WEST) F-G/1

Behoort bij de beschikking van het
Dagelijks Bestuur van het
Stadsdeel Amsterdam-Noord
dd. 26 JULI 2012

HOLDS

1. PROFILE SIZES
2. FLOOR ELEVATIONS

KEY-PLAN

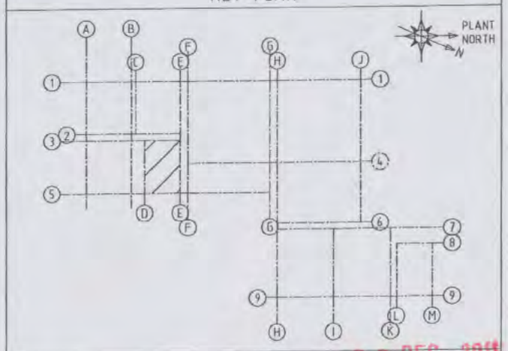

NOTES

20 DEC. 2011

FOR BUILDING PERMIT
09-12-2011 [redacted]

SPIE Controlec Engineering

ISSUE	DATE	Ref.Ind. Dsgn/Ind. Designer	Ref.Ind. Dsgn/Ind. Custodian	DESCRIPTION
A	08-12-2011	[redacted]		FOR BUILDING PERMIT
0	21-03-2011			FIRST ISSUE

APPROVED BY

The document is confidential. Neither the whole nor any part of this document may be disclosed to any third party without the prior written consent of Shell Global Solutions International B.V. and Shell International Exploration and Production B.V., The Hague, The Netherlands. The copyright of this document is vested in these companies. All rights reserved. Neither the whole nor any part of this document may be reproduced, stored in any retrieval system or transmitted in any form or by any means (electronic, mechanical, reprographic, recording or otherwise) without the prior written consent of the copyright owners.

PLOT PLAN OMO INTEGRATED PILOT PLANT
STAIR _ EAST – STEEL STRUCTURE AT EL.+1.300 / 25.500

STANDARD DRAWING	SCALE: 1:25	Sheet No. 001 of 008	Size A1
SHELL GLOBAL SOLUTIONS INTERNATIONAL B.V. SHELL INTERNATIONAL EXPLORATION AND PRODUCTION B.V.	ID 5463	DRG No. C 5643-11-1008 Issue A	

Filename:

Image Engineering Scan Reference Chart TE261 Serial No. 318
Patch Reference numbers on UTT
the scale towards document
C1 B1 A1 C2 B2 A2 B5 A5 20 18 17 16 11 10 09 03 02 01 C7 B7 A7 C8 B8 A8 C9 B9

Behoort bij de beschikking van het
Dagelijks Bestuur van het
Stadsdeel Amsterdam-Noord
dd. 26 JULI 2012



SECTION – ROW 3
SCALE 1:50

SECTION – ROW 5
SCALE 1:50

SECTION – ROW D
SCALE 1:50

SECTION – ROW E
SCALE 1:50

Filename:

SHELL KEY-PLAN

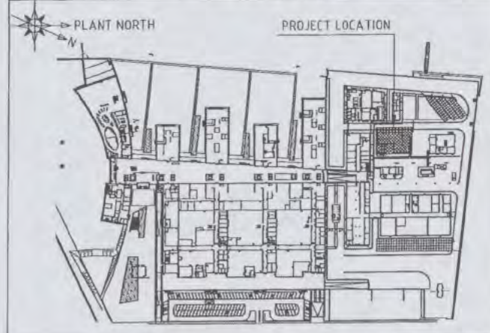

REFERENCE DRAWINGS

C-5643-11-1002-001	FOUNDATION AND PILE LAYOUT
C-5643-11-1002-002	FOUNDATION SECTIONS
C-5643-11-1008-001	STRUCTURE AT EL.+1.300 – EL.+25.500

GENERAL NOTES

1. ALL DIMENSIONS ARE IN MM
2. ALL ELEVATION ARE ACC. NAP
3. R&R SECTION F-G/1-4
   PROCESS MODULE 1 H-J/1-4-6
   PROCESS MODULE 2 H-J-K/7-9
4. MAIN STAIRS (EAST) D-E/3-5
   STAIRS (NORTH) L-M/8-9
   STAIRS (WEST) F-G/1

Behoort bij de beschikking van het
Dagelijks Bestuur van het
Stadsdeel Amsterdam-Noord
dd 26 JULI 2012

HOLDS

1. PROFILE SIZES
2. FLOOR ELEVATIONS

KEY-PLAN

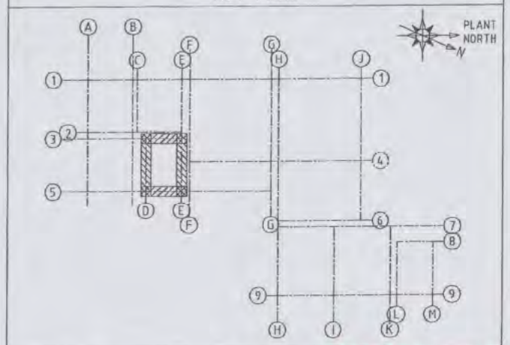

NOTES

20 DEC. 2011

FOR BUILDING PERMIT
09-12-2011 [redacted]

SPIE Controlec Engineering

ISSUE	DATE	Rev'd. Sign/Init. Designer	Rev'd. Sign/Init. Custodian	DESCRIPTION
A	09-12-2011	[redacted]		FOR BUILDING PERMIT
0	21-03-2011			FIRST ISSUE

APPROVED BY

This document is confidential. Neither the whole nor any part of this document may be disclosed to any third party without the prior written consent of Shell Global Solutions International B.V. and Shell International Exploration and Production B.V.. The Hague, The Netherlands. The copyright of this document is vested in these companies. All rights reserved. Neither the whole nor any part of this document may be reproduced, stored in any retrieval system or transmitted in any form or by any means (electronic, mechanical, reprographic, recording or otherwise) without the prior written consent of the copyright owners.

PLOT PLAN OMO INTEGRATED PILOT PLANT
STAIR – EAST – SECTION AT ROW 3, 5, D, E

STANDARD DRAWING
SHELL GLOBAL SOLUTIONS INTERNATIONAL B.V.
SHELL INTERNATIONAL EXPLORATION AND PRODUCTION B.V.

SCALE: 1:50 | Sheet No. 002 of 008 | Size A1
ID 5463 | DRG No. C 5643-11-1008 Issue A

the scale towards document
Image Engineering Scan Reference Chart 2003 Serial No. 318
Patch Reference Numbers on CYT

Behoort bij de beschikking van het
Dagelijks Bestuur van het
Stadsdeel Amsterdam-Noord
dd.
26 JULI 2012

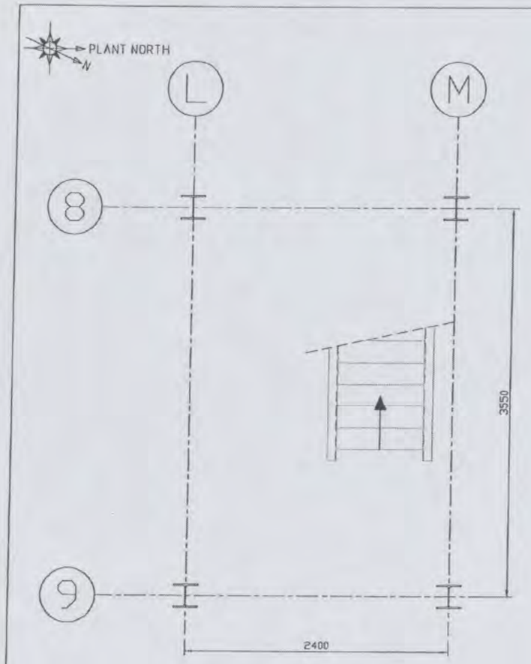

PLAN AT T.O.S. EL.+1.300
SCALE 1:25

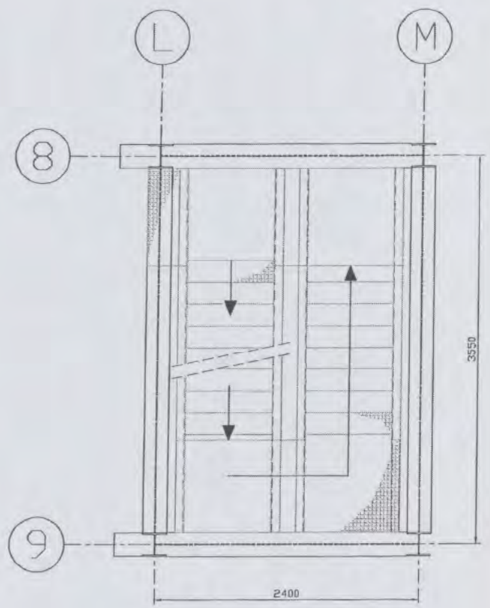

PLAN AT T.O.S. EL.+5.700
SCALE 1:25

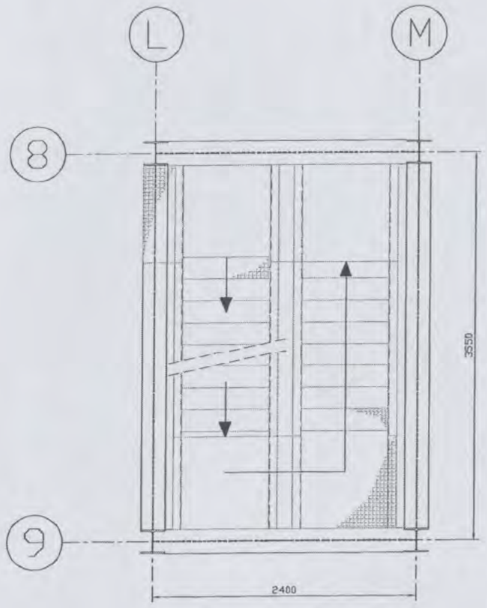

PLAN AT T.O.S. EL.+8.900
SCALE 1:25

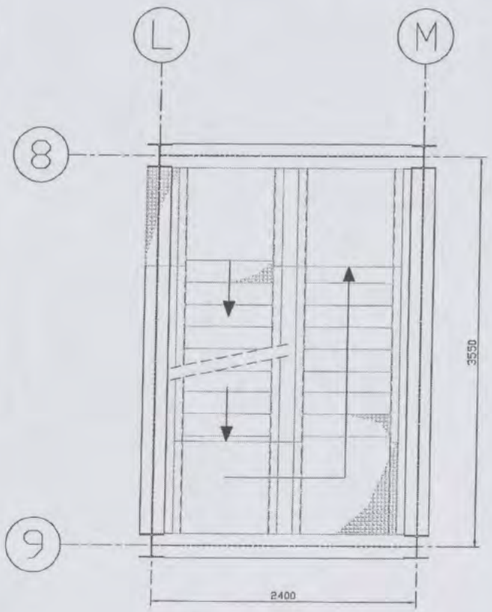

PLAN AT T.O.S. EL.+12.100
SCALE 1:25

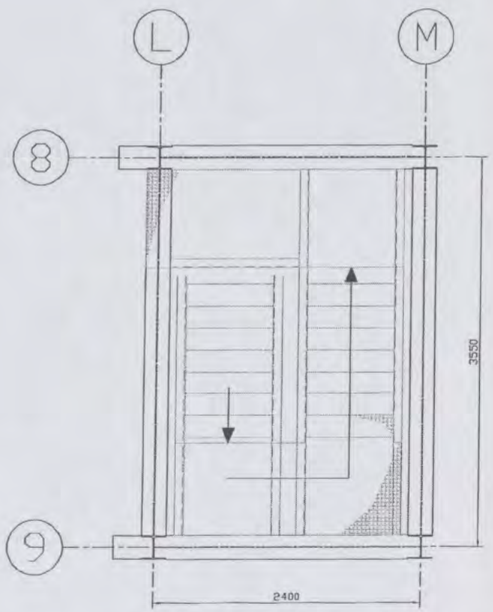

PLAN AT T.O.S. EL.+15.300
SCALE 1:25

Behoort bij de beschikking van het
Dagelijks Bestuur van het
Stadsdeel Amsterdam-Noord
dd. 26 JULI 2012

SHELL KEY-PLAN

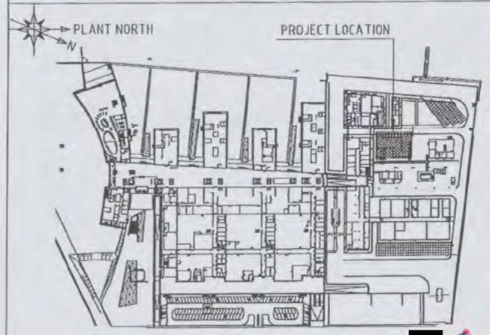

REFERENCE DRAWINGS

C-5643-11-1002-001	FOUNDATION AND PILE LAYOUT
C-5643-11-1002-002	FOUNDATION SECTIONS
C-5643-11-1008-004	SECTIONS AT ROW 8,9,L,M

18 JULI 2012

GENERAL NOTES

1. ALL DIMENSIONS ARE IN MM
2. ALL ELEVATION ARE ACC. NAP
3. R&R SECTION F-G/1-4
   PROCESS MODULE 1 H-J/1-4-6
   PROCESS MODULE 2 H-I-K/7-9
4. MAIN STAIRS (EAST) D-E/3-5
   STAIRS (NORTH) L-M/8-9
   STAIRS (WEST) F-G/1

HOLDS

1. PROFILE SIZES
2. FLOOR ELEVATIONS

KEY-PLAN

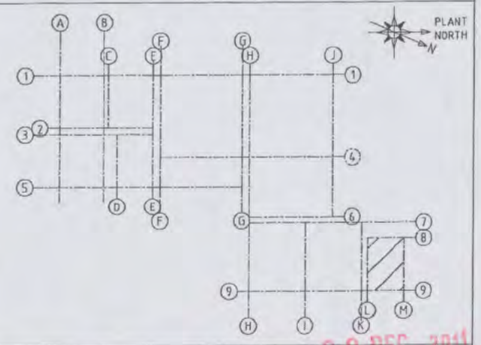

NOTES

20 DEC. 2011

FOR BUILDING PERMIT
09-12-2011

SPIE Controlec Engineering

ISSUE	DATE	Retkd. Designer	Sign/Init.	Retkd. Custodian	Sign/Init.	DESCRIPTION
A	09-12-2011					FOR BUILDING PERMIT
O	21-03-2011					FIRST ISSUE

APPROVED BY:

This document is confidential. Neither the whole nor any part of this document may be disclosed to any third party without the prior written consent of Shell Global Solutions International B.V. and Shell International Exploration and Production B.V., The Hague, The Netherlands. The copyright of this document is vested in these companies. All rights reserved. Neither the whole nor any part of this document may be reproduced, stored in any retrieval system or transmitted in any form or by any means (electronic, mechanical, reprographic, recording or otherwise) without the prior written consent of the copyright owners.

PLOT PLAN OMO INTEGRATED PILOT PLANT
STAIR _ NORTH – STEEL STRUCTURE AT EL.+1.300 / 15.300

STANDARD DRAWING	SCALE: 1:25	Sheet No. 003 of 008	Size A1
SHELL GLOBAL SOLUTIONS INTERNATIONAL B.V. SHELL INTERNATIONAL EXPLORATION AND PRODUCTION B.V.	ID5463	DRG No. C 5463-11-1008 Issue A	

Filename:

the scale towards document
Image Engineering Scan Reference Chart TE263 Serial No. 318
Patch Reference numbers on IT7

Behoort bij de beschikking van het
Dagelijks Bestuur van het
Stadsdeel Amsterdam-Noord
dd. 26 JULI 2012

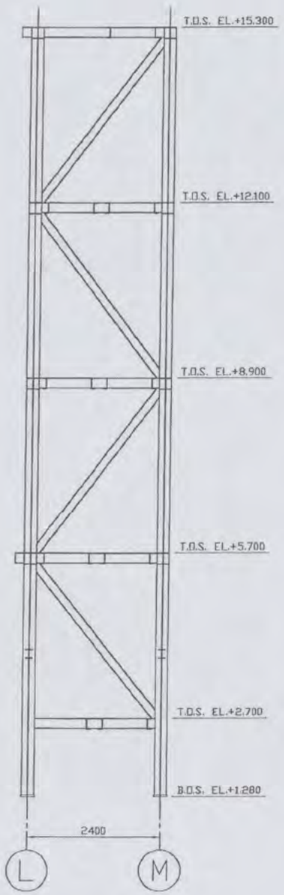

SECTION – ROW 8
SCALE 1:50

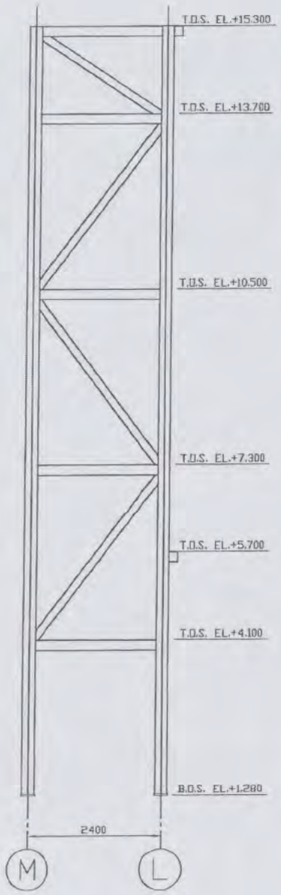

SECTION – ROW 9
SCALE 1:50

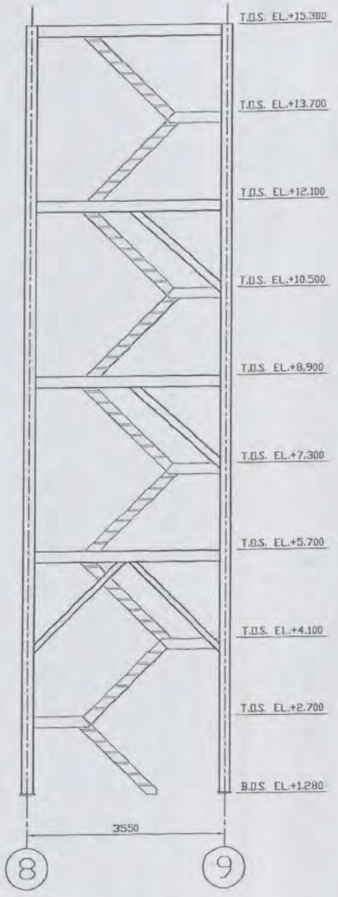

SECTION – ROW L
SCALE 1:50

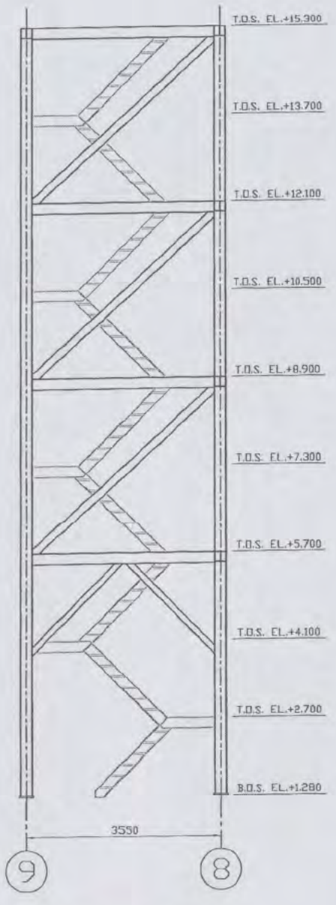

SECTION – ROW M
SCALE 1:50

Behoort bij de beschikking van het
Dagelijks Bestuur van het
Stadsdeel Amsterdam-Noord
dd. 26 JULI 2012

SHELL KEY-PLAN

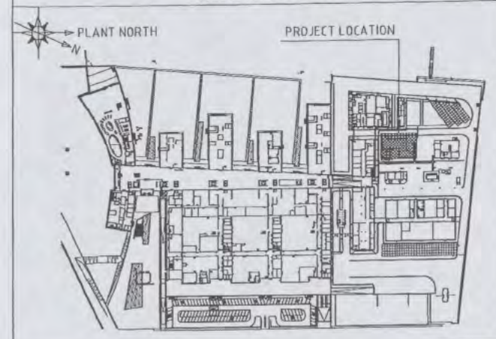

REFERENCE DRAWINGS

C-5643-11-1002-001	FOUNDATION AND PILE LAYOUT
C-5643-11-1002-002	FOUNDATION SECTIONS
C-5643-11-1008-003	STRUCTURE AT EL.+1.300 – EL.+15.300

GENERAL NOTES

1. ALL DIMENSIONS ARE IN MM
2. ALL ELEVATION ARE ACC. NAP
3. R&R SECTION F-G/1-4
   PROCESS MODULE 1 H-J/1-4-6
   PROCESS MODULE 2 H-I-K/7-9
4. MAIN STAIRS (EAST) D-E/3-5
   STAIRS (NORTH) L-M/8-9
   STAIRS (WEST) F-G/1

HOLDS

1. PROFILE SIZES
2. FLOOR ELEVATIONS

KEY-PLAN

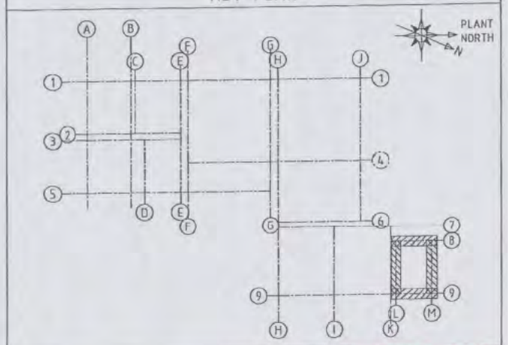

NOTES

20 DEC. 2011

FOR BUILDING PERMIT
09-12-2011 [redacted]

SPIE Controlec Engineering

ISSUE	DATE	Review Sign/Init. Designer	Review Sign/Init. Custodian	DESCRIPTION
A	09-12-2011	[redacted]		FOR BUILDING PERMIT
C	31-03-2011			FIRST ISSUE

APPROVED BY

This document is confidential. Neither the whole nor any part of this document may be disclosed to any third party without the prior written consent of Shell Global Solutions International B.V. and Shell International Exploration and Production B.V., The Hague, The Netherlands. The copyright of this document is vested in these companies. All rights reserved. Neither the whole nor any part of this document may be reproduced, stored in any retrieval system or transmitted in any form or by any means (electronic, mechanical, reprographic, recording or otherwise) without the prior written consent of the copyright owners.

PLOT PLAN OMO INTEGRATED PILOT PLANT
STAIR _ NORTH – SECTION AT ROW 8, 9, L, M

STANDARD DRAWING
SHELL GLOBAL SOLUTIONS INTERNATIONAL B.V.
SHELL INTERNATIONAL EXPLORATION AND PRODUCTION B.V.

SCALE: 1:50 | Sheet No 004 of 008 | Size A1
ID 5463 | DRG No. C 5463-11-1008 Issue A

Filename:

318

Behoort bij de beschikking van het
Dagelijks Bestuur van het
Stadsdeel Amsterdam-Noord
dd. 26 JULI 2012

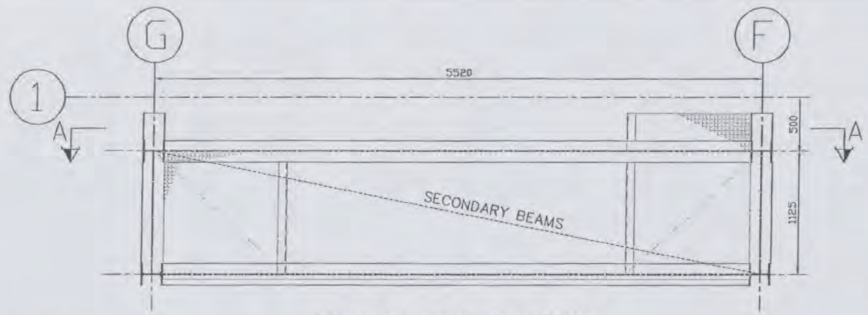

PLAN AT T.O.S. EL.+5.700
SCALE 1:25

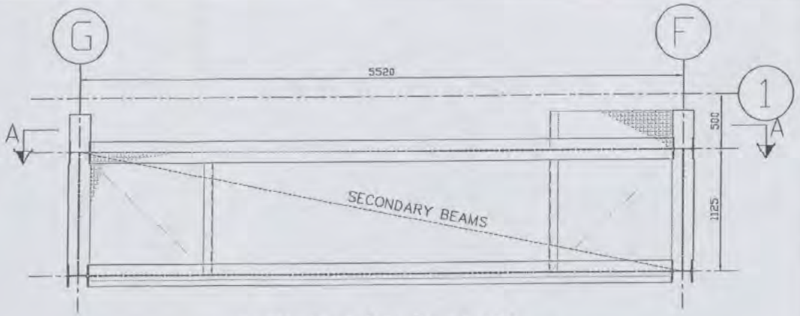

PLAN AT T.O.S. EL.+8.900
SCALE 1:25

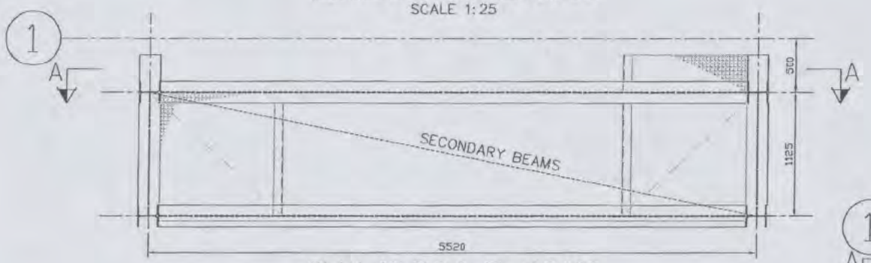

PLAN AT T.O.S. EL.+12.100
SCALE 1:25

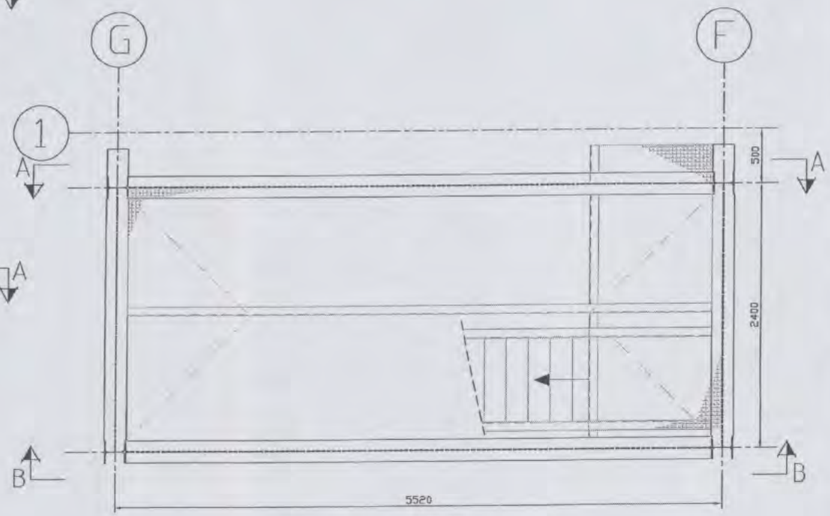

PLAN AT T.O.S. EL.+15.300
SCALE 1:25

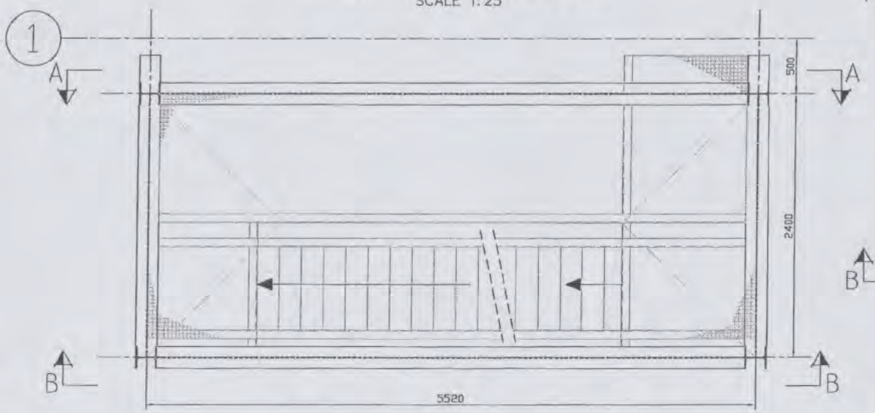

PLAN AT T.O.S. EL.+18.700
SCALE 1:25

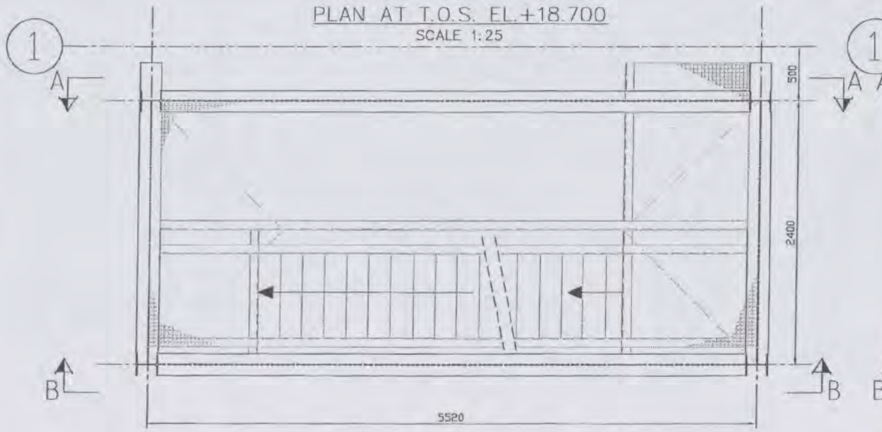

PLAN AT T.O.S. EL.+22.100
SCALE 1:25

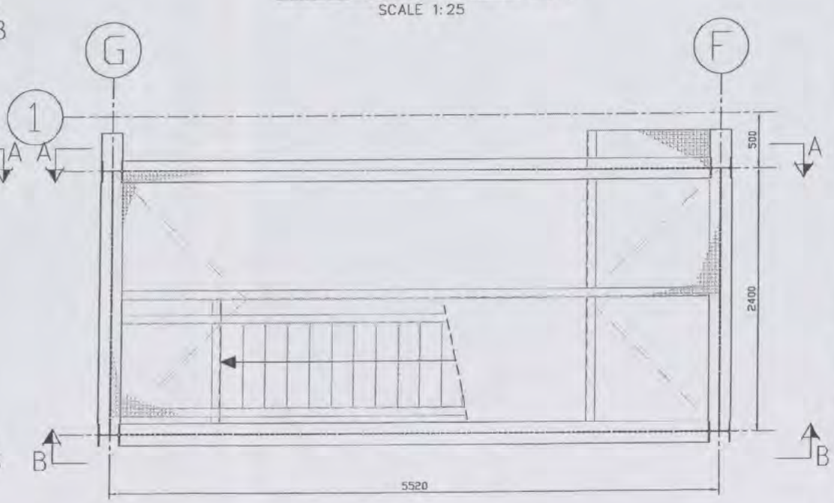

PLAN AT T.O.S. EL.+25.500
SCALE 1:25

SHELL KEY-PLAN

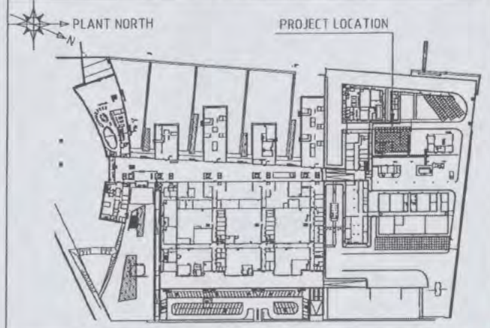

REFERENCE DRAWINGS

C-5643-11-1002-001	FOUNDATION AND PILE LAYOUT
C-5643-11-1002-002	FOUNDATION SECTIONS
C-5643-11-1008-006	SECTIONS AT ROW F,G

[redacted] 18 JULI 2012 [redacted]

GENERAL NOTES

1. ALL DIMENSIONS ARE IN MM
2. ALL ELEVATION ARE ACC. NAP
3. R&R SECTION F-G/1-4
   PROCESS MODULE 1 H-J/1-4-6
   PROCESS MODULE 2 H-J-K/7-9
4. MAIN STAIRS (EAST) D-E/3-5
   STAIRS (NORTH) L-M/8-9
   STAIRS (WEST) F-G/1

Behoort bij de beschikking van het Dagelijks Bestuur van het Stadsdeel Amsterdam-Noord dd 26 JULI 2012

HOLDS

1. PROFILE SIZES
2. FLOOR ELEVATIONS

KEY-PLAN

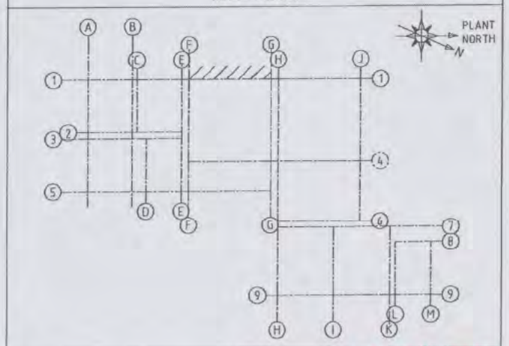

NOTES

20 DEC. 2011

FOR BUILDING PERMIT
09-12-2011 [redacted]

SPIE Controlec Engineering

ISSUE	DATE	Initial Sign/Init. Designer	Initial Sign/Init. Custodian	DESCRIPTION
0	09-12-2011	[redacted]		FOR BUILDING PERMIT

APPROVED BY

This document is confidential. Neither the whole nor any part of this document may be disclosed to any third party without the prior written consent of Shell Global Solutions International B.V. and Shell International Exploration and Production B.V., The Hague, The Netherlands. The copyright of this document is vested in these companies. All rights reserved. Neither the whole nor any part of this document may be reproduced, stored in any retrieval system or transmitted in any form or by any means (electronic, mechanical, reprographic, recording, or otherwise) without the prior written consent of the copyright owners.

PLOT PLAN OMO INTEGRATED PILOT PLANT
STAIR _ WEST – STEEL STRUCTURE AT EL.+5.700–25.500

STANDARD DRAWING	SCALE 1:25	Sheet No. 005 of 008	Size A1
SHELL GLOBAL SOLUTIONS INTERNATIONAL B.V. SHELL INTERNATIONAL EXPLORATION AND PRODUCTION B.V.	ID 5463	DRG No. C 5463-11-1008 Issue 0	

FILENAME:

Behoort bij de beschikking van het
Dagelijks Bestuur van het
Stadsdeel Amsterdam-Noord
dd. 26 JULI 2012

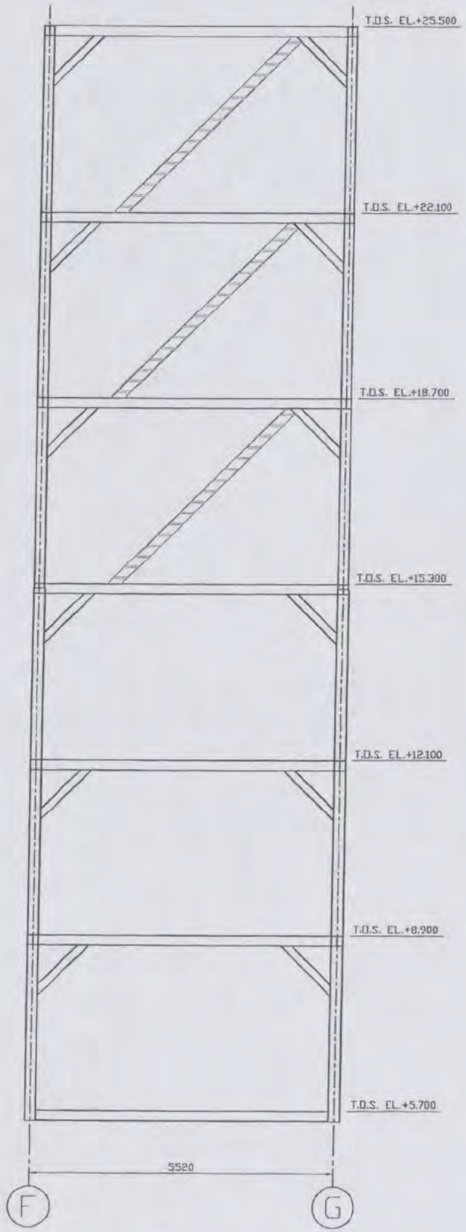

SECTION – A–A'
SCALE 1:50

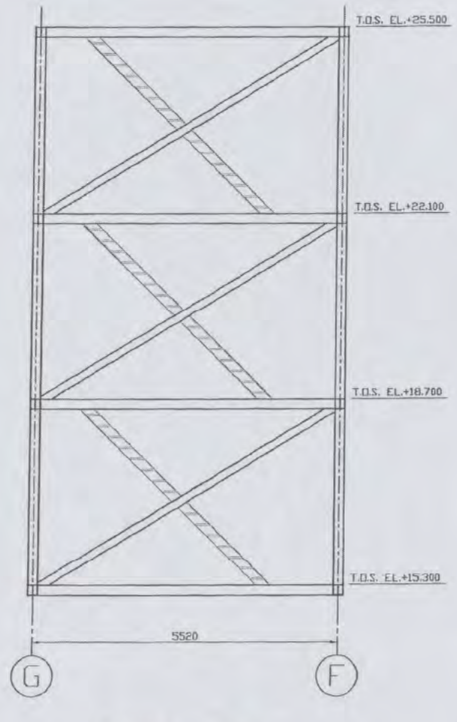

SECTION – B–B'
SCALE 1:50

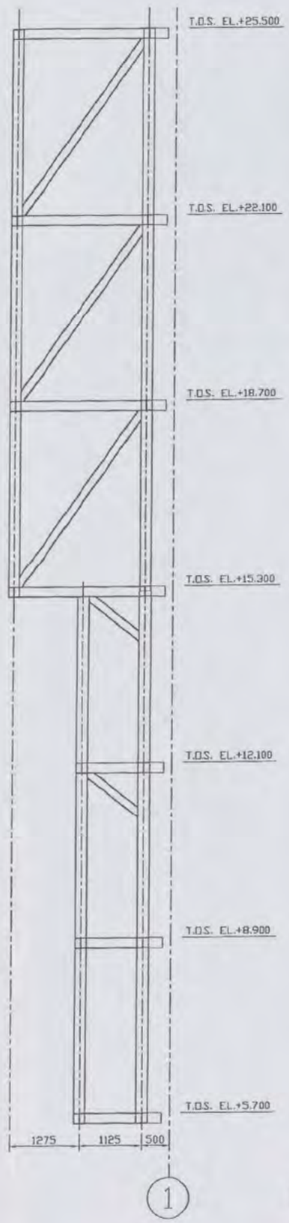

SECTION – ROW F
SCALE 1:50

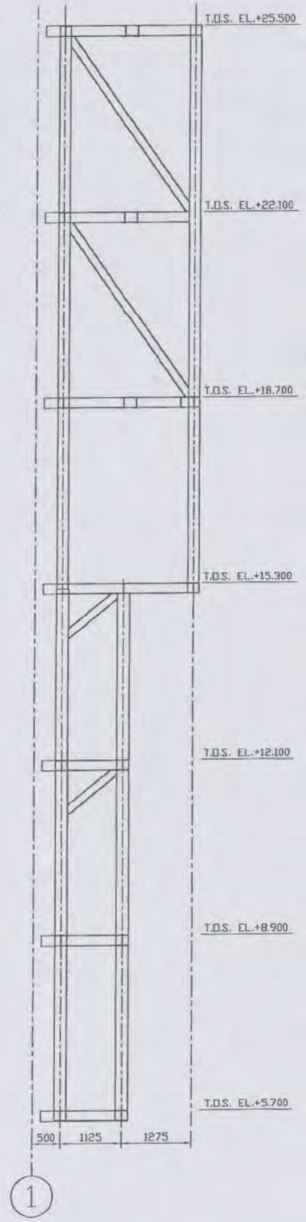

SECTION – ROW G
SCALE 1:50

SHELL KEY-PLAN

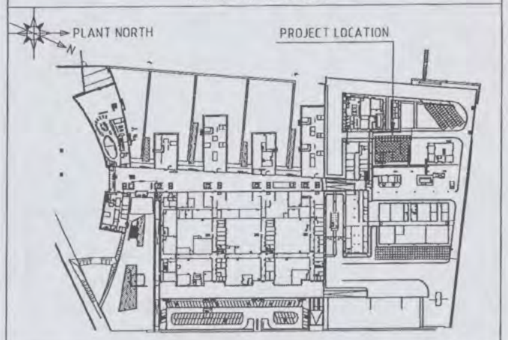

REFERENCE DRAWINGS

C-5643-11-1002-001	FOUNDATION AND PILE LAYOUT
C-5643-11-1002-002	FOUNDATION SECTIONS
C-5643-11-1008-005	STRUCTURE AT EL.+5.700 – EL.+25.500

GENERAL NOTES

1. ALL DIMENSIONS ARE IN MM
2. ALL ELEVATION ARE ACC. NAP
3. R&R SECTION F-G/1-4
   PROCESS MODULE 1 H-J/1-4-6
   PROCESS MODULE 2 H-I-K/7-9
4. MAIN STAIRS (EAST) D-E/3-5
   STAIRS (NORTH) L-M/8-9
   STAIRS (WEST) F-G/1

Behoort bij de beschikking van het
Dagelijks Bestuur van het
Stadsdeel Amsterdam-Noord
dd. 26 JULI 2012

HOLDS

1. PROFILE SIZES
2. FLOOR ELEVATIONS

KEY-PLAN

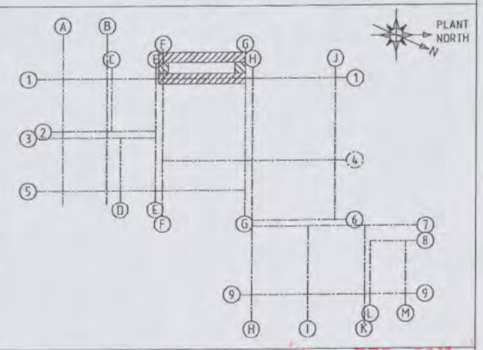

NOTES

20 DEC. 2011

FOR BUILDING PERMIT
09-12-2011 [redacted]

SPIE Controlec Engineering

ISSUE	DATE	Prepd. Sign/Init. Designer	Rel'ed. Sign/Init. Custodian	DESCRIPTION
0	09-12-2011	[redacted]		FOR BUILDING PERMIT

APPROVED BY

This document is confidential. Neither the whole nor any part of this document may be disclosed to any third party without the prior written consent of Shell Global Solutions International B.V. and Shell International Exploration and Production B.V., The Hague, The Netherlands. The copyright of this document is vested in these companies. All rights reserved. Neither the whole nor any part of this document may be reproduced, stored in any retrieval system or transmitted in any form or by any means (electronic, mechanical, reprographic, recording or otherwise) without the prior written consent of the copyright owners.

PLOT PLAN OMO INTEGRATED PILOT PLANT
STAIR _ WEST – SECTION AT ROW F, G

STANDARD DRAWING	SCALE: 1:50	Sheet No. 006 of 008	Size A1
SHELL GLOBAL SOLUTIONS INTERNATIONAL B.V. SHELL INTERNATIONAL EXPLORATION AND PRODUCTION B.V.	ID5463	DRG No. C 5643-11-1008 Issue 0	

Filename:

Image Engineering iCam Reference Chart 18263 Serial No. 318
Patch Reference numbers on LFT
the scale towards document

Behoort bij de beschikking van het
Dagelijks Bestuur van het
Stadsdeel Amsterdam-Noord
dd. 26 JULI 2012

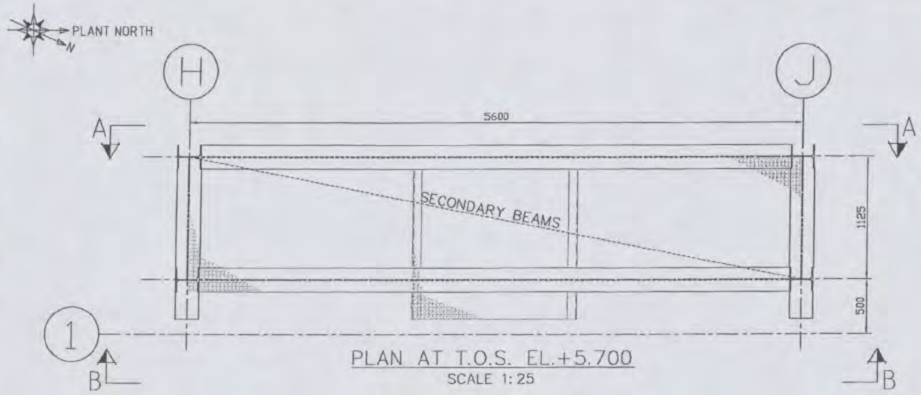

PLAN AT T.O.S. EL.+5.700
SCALE 1:25

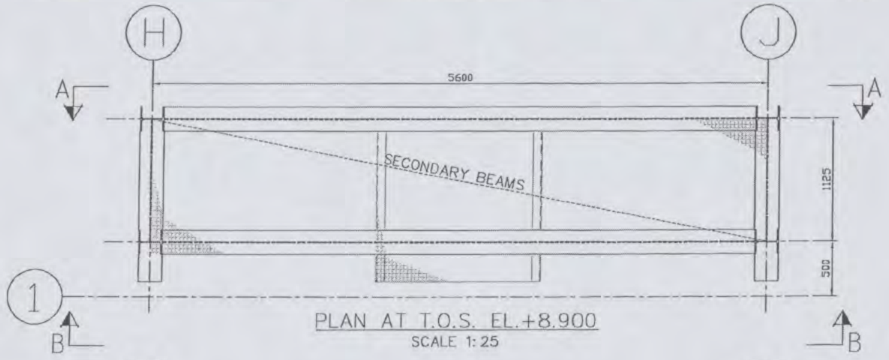

PLAN AT T.O.S. EL.+8.900
SCALE 1:25

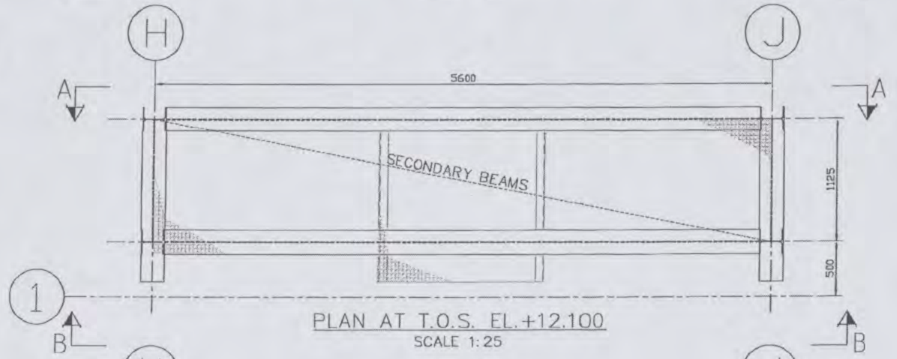

PLAN AT T.O.S. EL.+12.100
SCALE 1:25

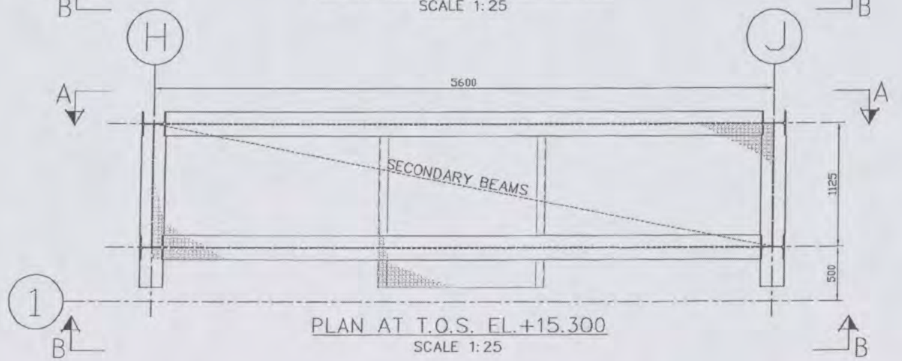

PLAN AT T.O.S. EL.+15.300
SCALE 1:25

Filename:

SHELL KEY-PLAN

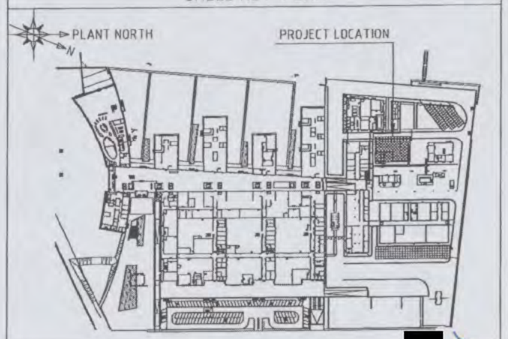

REFERENCE DRAWINGS

C-5643-11-1002-001	FOUNDATION AND PILE LAYOUT
C-5643-11-1002-002	FOUNDATION SECTIONS
C-5643-11-1008-008	SECTIONS AT ROW H,J

[redacted]

GENERAL NOTES

1. ALL DIMENSIONS ARE IN MM
2. ALL ELEVATION ARE ACC. NAP
3. RBR SECTION F-G/1-4
   PROCESS MODULE 1 H-J/1-4-6
   PROCESS MODULE 2 H-I-K/7-9
4. MAIN STAIRS (EAST) D-E/3-5
   STAIRS (NORTH) L-M/8-9
   STAIRS (WEST) F-G/1

HOLDS

1. PROFILE SIZES
2. FLOOR ELEVATIONS

KEY-PLAN

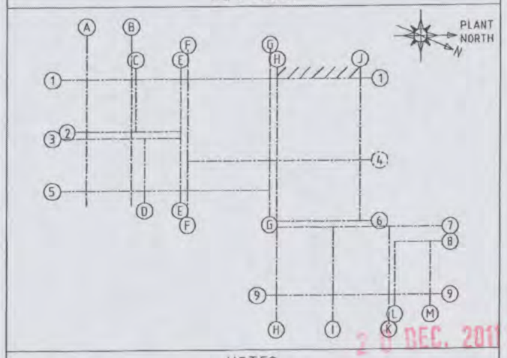

NOTES

FOR BUILDING PERMIT
09-12-2011 [redacted]

SPIE Controlec Engineering

ISSUE	DATE	Initiated Designer	Sign/Init.	Reckd. Custodian	Sign/Init.	DESCRIPTION
0	09-12-2011	[redacted]				FOR BUILDING PERMIT

APPROVED BY

This document is confidential. Neither the whole nor any part of this document may be disclosed to any third party without the prior written consent of Shell Global Solutions International B.V. and Shell International Exploration and Production B.V., The Hague, The Netherlands. The copyright of this document is vested in these companies. All rights reserved. Neither the whole nor any part of this document may be reproduced, stored in any retrieval system or transmitted in any form or by any means (electronic, mechanical, reprographic, recording or otherwise) without the prior written consent of the copyright owners.

PLOT PLAN OMO INTEGRATED PILOT PLANT
PLATFORM PM1 – STEEL STRUCTURE AT EL.+5.700–EL.+15.300

STANDARD DRAWING	SCALE: 1:25	Sheet No. 007 of 008	Size A1
SHELL GLOBAL SOLUTIONS INTERNATIONAL B.V. SHELL INTERNATIONAL EXPLORATION AND PRODUCTION B.V.	ID 5463	DRG No. C 5463-11-1008 Issue 0	

Behoort bij de beschikking van het
Dagelijks Bestuur van het
Stadsdeel Amsterdam-Noord
dd. 26 JULI 2012

2 0 DEC. 2012

the scale towards document
Image Engineering Scan Reference Chart TE363 Serial No. 318

Behoort bij de beschikking van het
Dagelijks Bestuur van het
Stadsdeel Amsterdam-Noord
dd. 26 JULI 2012

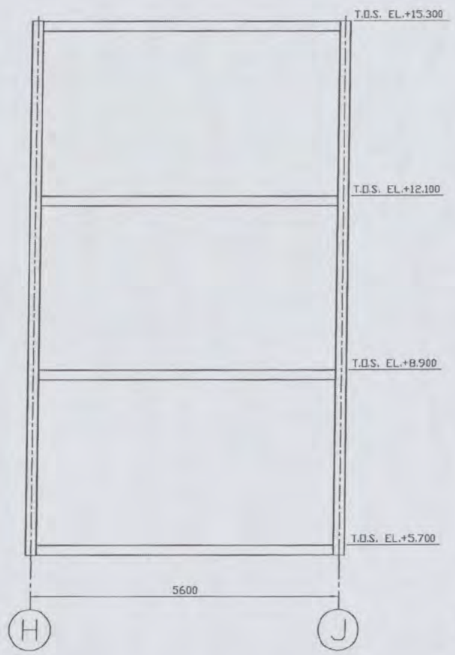

SECTION – ROW B–B'
SCALE 1:50



SECTION – ROW A–A'
SCALE 1:50

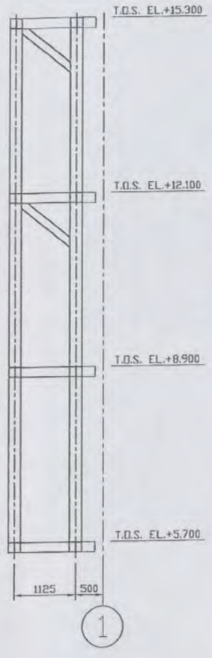

SECTION – ROW J
SCALE 1:50

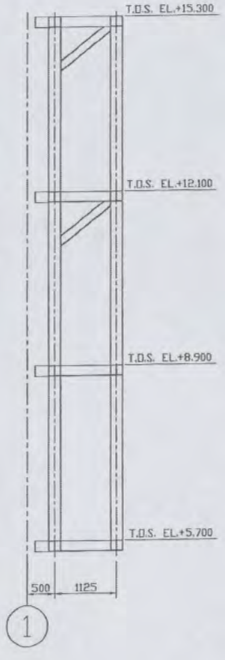

SECTION – ROW H
SCALE 1:50

Behoort bij de beschikking van het
Dagelijks Bestuur van het
Stadsdeel Amsterdam-Noord
dd. 26 JULI 2012

SHELL KEY-PLAN

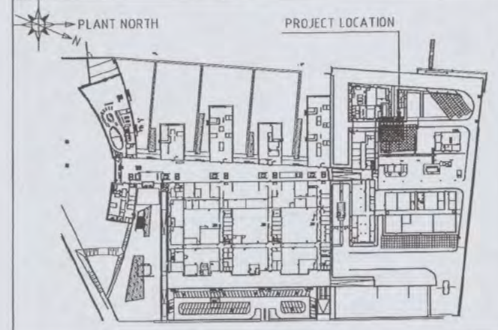

REFERENCE DRAWINGS

C-5643-11-1082-001	FOUNDATION AND PILE LAYOUT
C-5643-11-1082-002	FOUNDATION SECTIONS
C-5643-11-1088-007	STRUCTURE AT EL.+5.700 – EL.+15.300

GENERAL NOTES

1. ALL DIMENSIONS ARE IN MM
2. ALL ELEVATION ARE ACC. NAP
3. R&R SECTION F-G/1-4
   PROCESS MODULE 1 H-J/1-4-6
   PROCESS MODULE 2 H-I-K/7-9
4. MAIN STAIRS (EAST) D-E/3-5
   STAIRS (NORTH) L-M/8-9
   STAIRS (WEST) F-G/1

HOLDS

1. PROFILE SIZES
2. FLOOR ELEVATIONS

KEY-PLAN

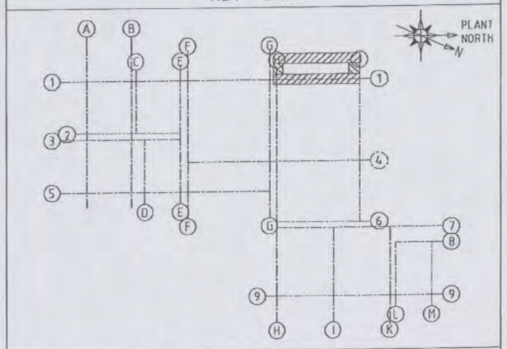

NOTES

2 0 DEC. 2011

FOR BUILDING PERMIT
09-12-2011

spie Controlec Engineering

ISSUE	DATE	Retnd. Sign/Init. Designer	Retnd. Sign/Init. Custodian	DESCRIPTION
0	09-12-2011	[redacted]		FOR BUILDING PERMIT

APPROVED BY

This document is confidential. Neither the whole nor any part of this document may be disclosed to any third party without the prior written consent of Shell Global Solutions International B.V. and Shell International Exploration and Production B.V., The Hague, The Netherlands. The copyright of this document is vested in these companies. All rights reserved. Neither the whole nor any part of this document may be reproduced, stored in any retrieval system or transmitted in any form or by any means (electronic, mechanical, reprographic, recording or otherwise) without the prior written consent of the copyright owners.

PLOT PLAN OMO INTEGRATED PILOT PLANT
PLATFORM PM1 – SECTION AT ROW H,J

STANDARD DRAWING	SCALE 1:50	Sheet No. 008 of 008	Size A1
SHELL GLOBAL SOLUTIONS INTERNATIONAL B.V. SHELL INTERNATIONAL EXPLORATION AND PRODUCTION B.V.	ID5463	DRG No. C 5463-11-1008 Issue 0	

Filename:

Behoort bij de beschikking van het
Dagelijks Bestuur van het
Stadsdeel Amsterdam-Noord
dd. 26 JULI 2012

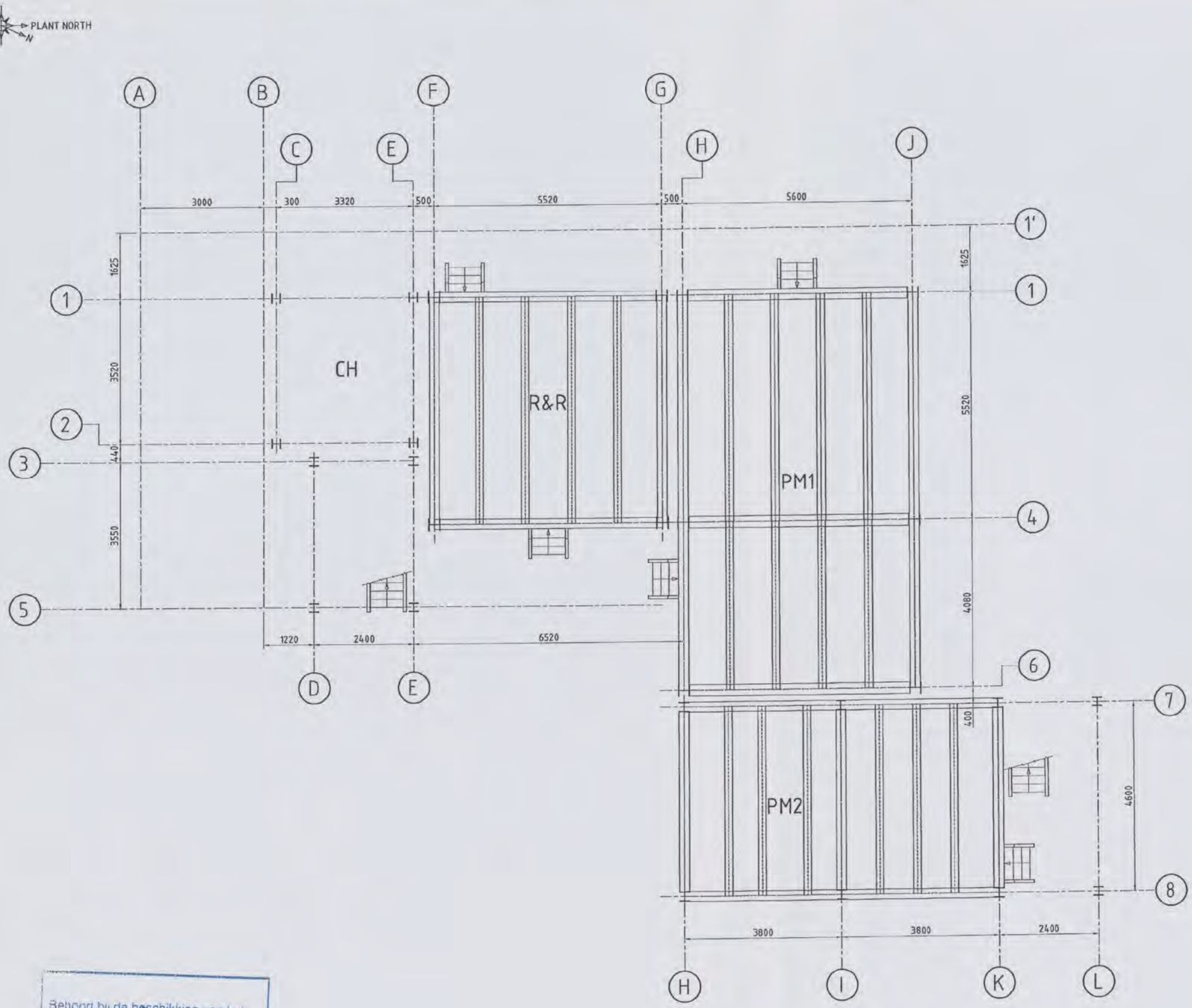

PLAN AT T.O.S. EL.+1.700
SCALE 1:50

Behoort bij de beschikking van het
Dagelijks Bestuur van het
Stadsdeel Amsterdam-Noord
dd. 26 JULI 2012

SHELL KEY-PLAN

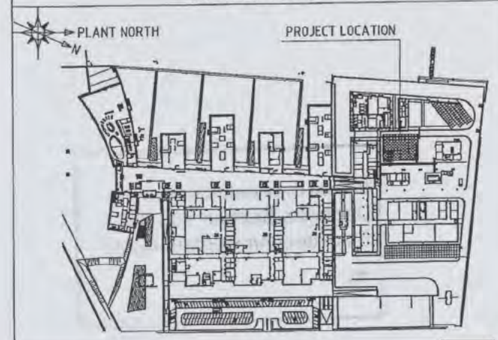

REFERENCE DRAWINGS

C-5463-11-1008 SH. 011	COMPLETE OVERVIEW – STEEL STRUCTURE AT EL.+5.700
C-5463-11-1008 SH. 012	COMPLETE OVERVIEW – STEEL STRUCTURE AT EL.+8.900
C-5463-11-1008 SH. 013	COMPLETE OVERVIEW – STEEL STRUCTURE AT EL.+12.100
C-5463-11-1008 SH. 014	COMPLETE OVERVIEW – STEEL STRUCTURE AT EL.+15.300
C-5463-11-1008 SH. 015	COMPLETE OVERVIEW – STEEL STRUCTURE AT EL.+18.700
C-5463-11-1008 SH. 016	COMPLETE OVERVIEW – STEEL STRUCTURE AT EL.+23.590
C-5463-11-1008 SH. 017	COMPLETE OVERVIEW – STEEL STRUCTURE AT EL.+29.680
C-5463-11-1008 SH. 018	OVERALL VIEW: NORTH SIDE AND EAST SIDE
C-5463-11-1008 SH. 019	OVERALL VIEW: SOUTH SIDE AND WEST SIDE

[redacted] 19 JULI 2012 10

GENERAL NOTES

1. ALL DIMENSIONS ARE IN MM
2. ALL ELEVATION ARE ACC. NAP
3. R&R SECTION F-6/1-4
   PROCESS MODULE 1 H-J/1-4-6
   PROCESS MODULE 2 H-I-K/7-8
4. MAIN STAIRS (EAST) D-E/3-5
   STAIRS (WEST) F-6/1
5. R&R = REACTOR SECTIE
   PM1 = PROCES MODULE 1
   PM2 = PROCES MODULE 2
   CH = CATALIST HANDELING

HOLDS

1. PROFILE SIZES

KEY-PLAN

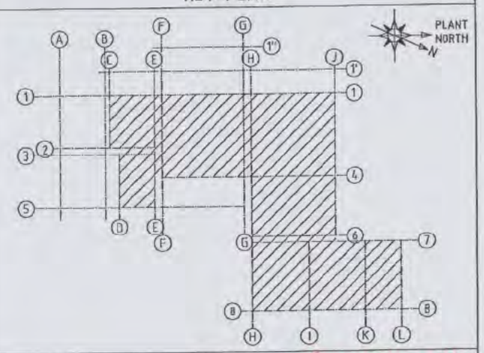

NOTES

09 MAART 2012

FOR BUILDING PERMIT
06-03-2012

spie Controlec Engineering

ISSUE	DATE	Initial Designer	Sign/Init.	Initial Custodian	Sign/Init.	DESCRIPTION
0	06-03-2012	[redacted]				FOR BUILDING PERMIT

APPROVED BY

This document is confidential. Neither the whole nor any part of this document may be disclosed to any third party without the prior written consent of Shell Global Solutions International B.V. and Shell International Exploration and Production B.V., The Hague, The Netherlands. The copyright of this document is vested in these companies. All rights reserved. Neither the whole nor any part of this document may be reproduced, stored in any retrieval system or transmitted in any form or by any means (electronic, mechanical, reprographic, recording or otherwise) without the prior written consent of the copyright owners.

PLOT PLAN OMO INTEGRATED PILOT PLANT
COMPLETE OVERVIEW – STEEL STRUCTURE AT EL.+1.700

STANDARD DRAWING	SCALE 1:50	Sheet No. 010 of 019	Size A1
SHELL GLOBAL SOLUTIONS INTERNATIONAL B.V. SHELL INTERNATIONAL EXPLORATION AND PRODUCTION B.V.	ID 5463	DRG No. C 5463-11-1008 Issue 0	

the scale towards document
Image Engineering Scan Reference Chart TE263 Serial No.
Print Reference numbers on UT1
mm
C1 B1 A1 C2 B2 A2 B5 A5 20 18 17 16 11 10 09 03 02 01 C7 B7 A7 C8 B8 A8 C9 B9

Behoort bij de beschikking van het
Dagelijks Bestuur van het
Stadsdeel Amsterdam-Noord
dd.
26 JULI 2012

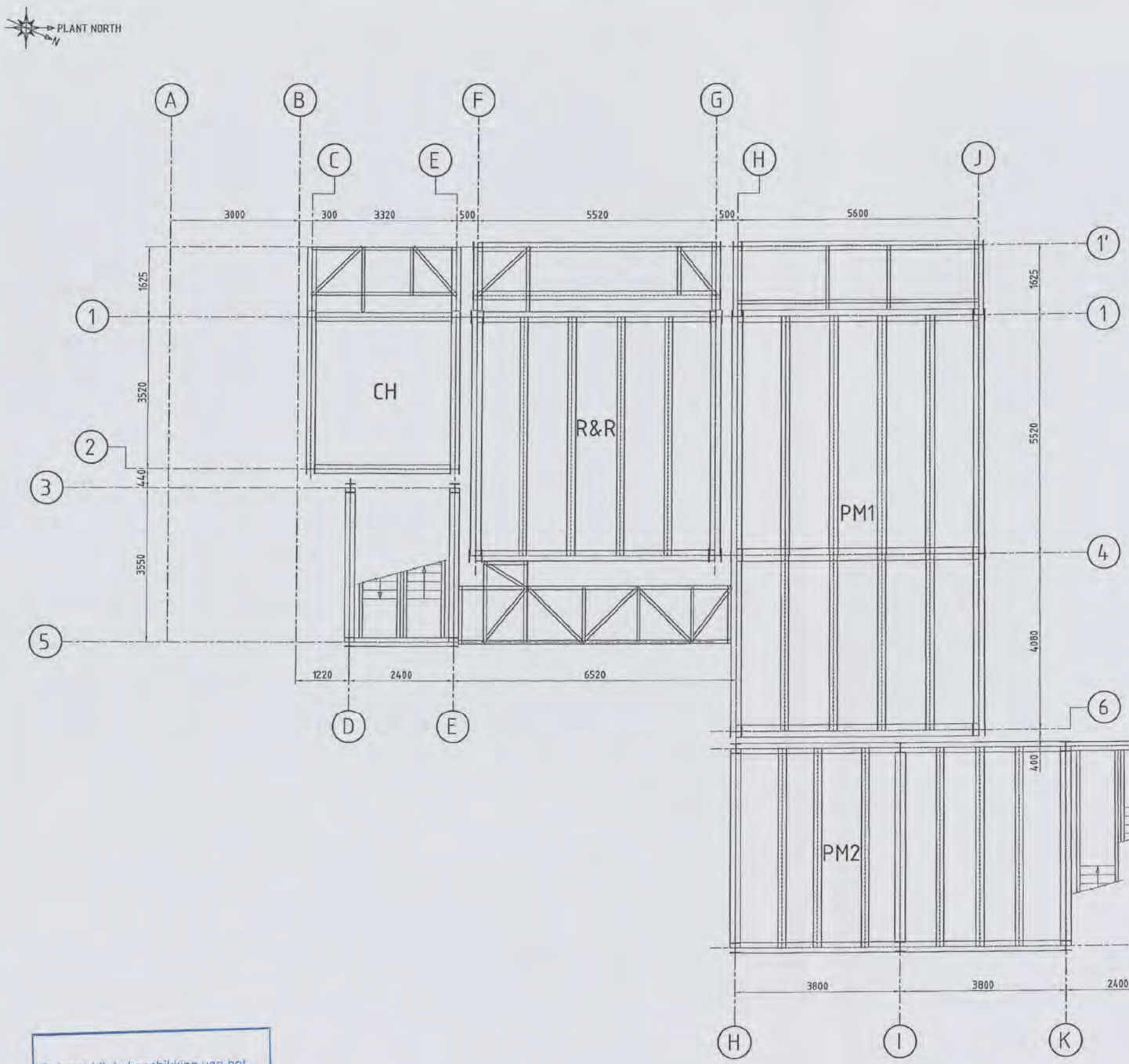

PLAN AT T.O.S. EL.+5.700
SCALE 1:50

Behoort bij de beschikking van het
Dagelijks Bestuur van het
Stadsdeel Amsterdam-Noord
dd. 26 JULI 2012

SHELL KEY-PLAN

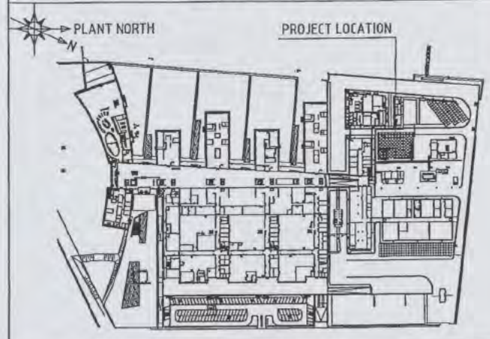

REFERENCE DRAWINGS

C-5463-11-1008 SH. 010 COMPLETE OVERVIEW – STEEL STRUCTURE AT EL.+1700

GENERAL NOTES

1. ALL DIMENSIONS ARE IN MM
2. ALL ELEVATION ARE ACC. NAP
3. R&R SECTION F-G/1-4
   PROCESS MODULE 1 H-J/1-4-6
   PROCESS MODULE 2 H-I-K/7-8
4. MAIN STAIRS (EAST) D-E/3-5
   STAIRS (WEST) F-G/1
5. R&R – REACTOR SECTIE
   PM1 – PROCES MODULE 1
   PM2 – PROCES MODULE 2
   CH – CATALIST HANDELING

HOLDS

1. PROFILE SIZES

KEY-PLAN

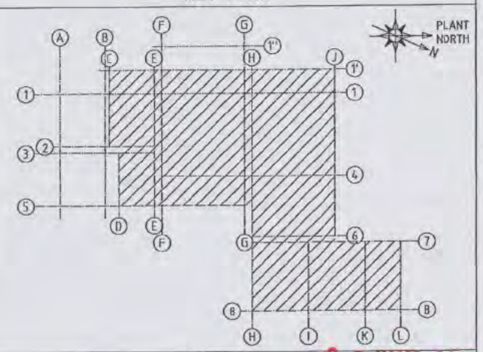

NOTES

0 9 MAART 2012

FOR BUILDING PERMIT
06-03-2012

SPIE Controlec Engineering

ISSUE	DATE	Initiated Sign/Init. Designer	Initiated Sign/Init. Custodian	DESCRIPTION
0	06-03-2012	[redacted]		FOR BUILDING PERMIT

APPROVED BY

This document is confidential. Neither the whole nor any part of this document may be disclosed to any third party without the prior written consent of Shell Global Solutions International B.V. and Shell International Exploration and Production B.V., The Hague, The Netherlands. The copyright of this document is vested in those companies. All rights reserved. Neither the whole nor any part of this document may be reproduced, stored in any retrieval system or transmitted in any form or by any means (electronic, mechanical, reprographic, recording or otherwise) without the prior written consent of the copyright owners.

PLOT PLAN OMO INTEGRATED PILOT PLANT
COMPLETE OVERVIEW – STEEL STRUCTURE AT EL.+5.700

STANDARD DRAWING	SCALE: 1:50	Sheet No. 011 of 019	Size A1
SHELL GLOBAL SOLUTIONS INTERNATIONAL B.V. / SHELL INTERNATIONAL EXPLORATION AND PRODUCTION B.V.	ID 5463	DRG No. C 5463-11-1008 Issue 0	

Behoort bij de beschikking van het
Dagelijks Bestuur van het
Stadsdeel Amsterdam-Noord
dd.
26 JULI 2012

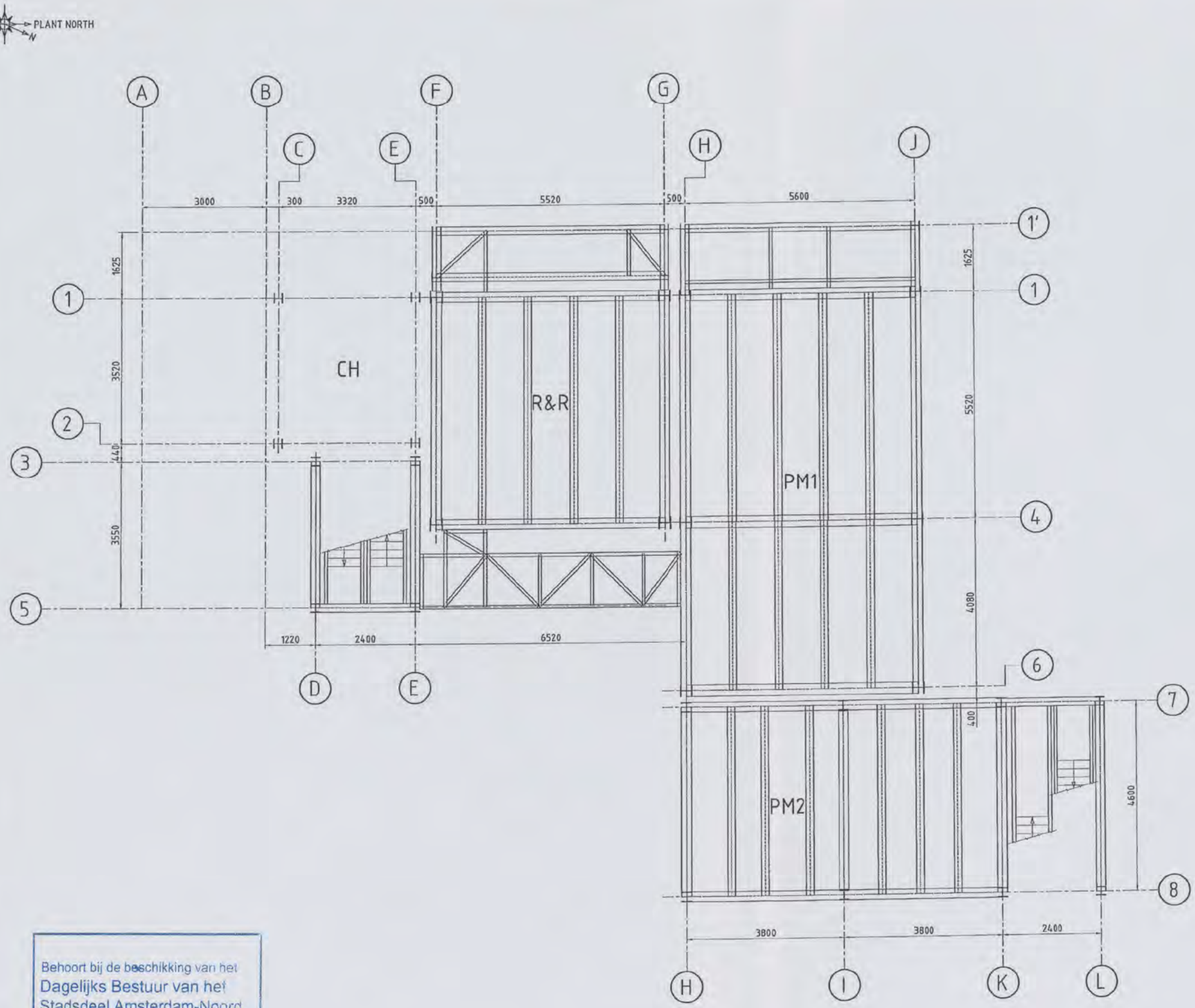

PLAN AT T.O.S. EL.+8.900
SCALE 1:50

Behoort bij de beschikking van het
Dagelijks Bestuur van het
Stadsdeel Amsterdam-Noord
dd. 26 JULI 2012

SHELL KEY-PLAN

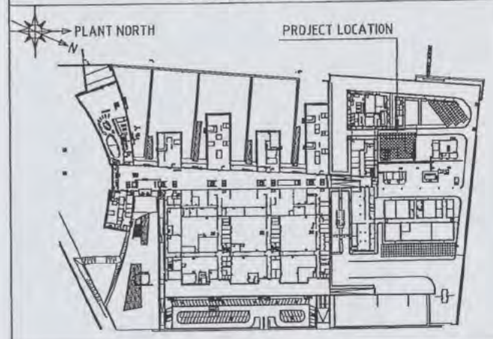

REFERENCE DRAWINGS

C-5463-11-1008 SH. 010	COMPLETE OVERVIEW - STEEL STRUCTURE AT EL.+1700

GENERAL NOTES

1. ALL DIMENSIONS ARE IN MM
2. ALL ELEVATION ARE ACC. NAP
3. R&R SECTION F-G/1-4
   PROCESS MODULE 1 H-J/1-4-6
   PROCESS MODULE 2 H-I-K/1-8
4. MAIN STAIRS (EAST) D-E/3-5
   STAIRS (WEST) F-G/1
5. R&R - REACTOR SECTIE
   PM1 - PROCES MODULE 1
   PM2 - PROCES MODULE 2
   CH - CATALIST HANDELING

HOLDS

1. PROFILE SIZES

KEY-PLAN

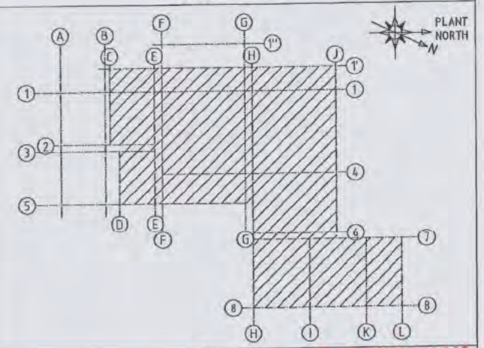

NOTES

0 9 MAART 2012

FOR BUILDING PERMIT
06-03-2012

SPIE Controlec Engineering

ISSUE	DATE	Refind. Sign/Init. Designer	Refind. Sign/Init. Custodian	DESCRIPTION
0	06-03-2012	[redacted]		FOR BUILDING PERMIT

APPROVED BY

This document is confidential. Neither the whole nor any part of this document may be disclosed to any third party without the prior written consent of Shell Global Solutions International B.V. and Shell International Exploration and Production B.V., The Hague, The Netherlands. The copyright of this document is vested in these companies. All rights reserved. Neither the whole nor any part of this document may be reproduced, stored in any retrieval system or transmitted in any form or by any means (electronic, mechanical, reprographic, recording or otherwise) without the prior written consent of the copyright owners.

PLOT PLAN OMO INTEGRATED PILOT PLANT
COMPLETE OVERVIEW – STEEL STRUCTURE AT EL.+8.900

STANDARD DRAWING	SCALE: 1:50	Sheet No. 012 of 019	Size A1
SHELL GLOBAL SOLUTIONS INTERNATIONAL B.V. SHELL INTERNATIONAL EXPLORATION AND PRODUCTION B.V.	ID 5463	DRG No. C 5463-11-1008 ISSUE 0	

Behoort bij de beschikking
Dagelijks Bestuur
Stadsdeel Amsterdam
dd. 26 JULI 2012

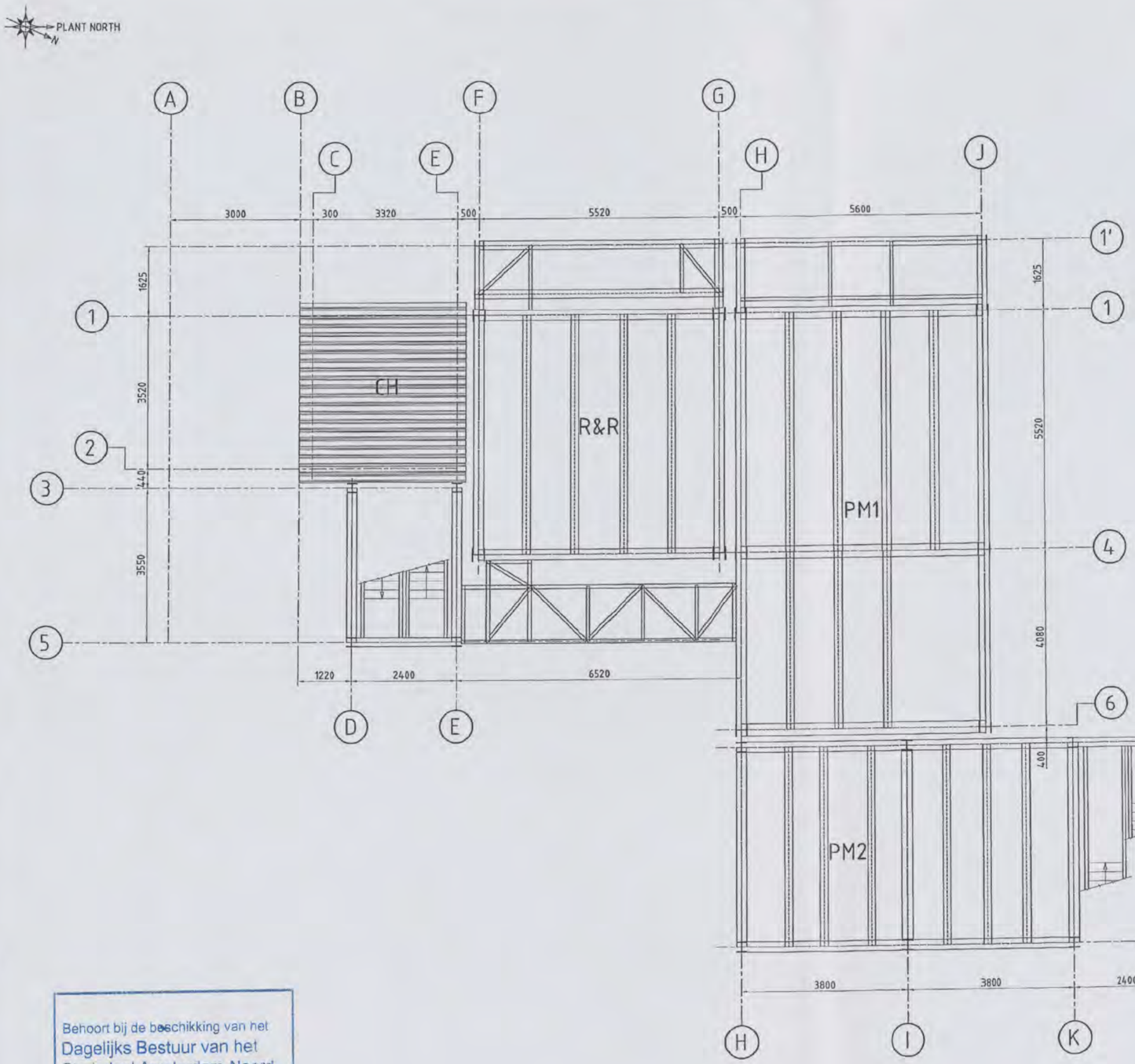

PLAN AT T.O.S. EL.+12.100
SCALE 1:50

Behoort bij de beschikking van het
Dagelijks Bestuur van het
Stadsdeel Amsterdam-Noord
dd. 26 JULI 2012

SHELL KEY-PLAN

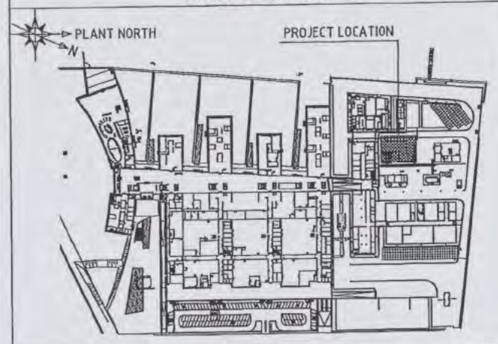

REFERENCE DRAWINGS

C-5463-11-1008 SH 010 COMPLETE OVERVIEW – STEEL STRUCTURE AT EL.+1700

GENERAL NOTES

1. ALL DIMENSIONS ARE IN MM
2. ALL ELEVATION ARE ACC. NAP
3. R&R SECTION F-G/1-4
   PROCESS MODULE 1 H-J/1-4-6
   PROCESS MODULE 2 H-I-K/1-8
4. MAIN STAIRS (EAST) D-E/3-5
   STAIRS (WEST) F-G/1
5. R&R – REACTOR SECTIE
   PM1 – PROCES MODULE 1
   PM2 – PROCES MODULE 2
   CH – CATALIST HANDELING

HOLDS

1. PROFILE SIZES

KEY-PLAN

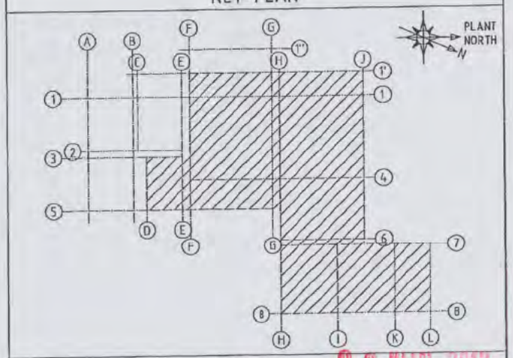

NOTES

09 MAART 2012

FOR BUILDING PERMIT
06-03-2012

SPIE Controlec engineering

ISSUE	DATE	Initiated Sign/Init. Designer	Initiated Sign/Init. Custodian	DESCRIPTION
0	06-03-2012	[redacted]		FOR BUILDING PERMIT

APPROVED BY

This document is confidential. Neither the whole nor any part of this document may be disclosed to any third party without the prior written consent of Shell Global Solutions International B.V. and Shell International Exploration and Production B.V., The Hague, The Netherlands. The copyright of this document is vested in these companies. All rights reserved. Neither the whole nor any part of this document may be reproduced, stored in any retrieval system or transmitted in any form or by any means (electronic, mechanical, reprographic, recording or otherwise) without the prior written consent of the copyright owners.

PLOT PLAN OMO INTEGRATED PILOT PLANT
COMPLETE OVERVIEW – STEEL STRUCTURE AT EL.+12.100

STANDARD DRAWING	SCALE: 1:50	Sheet No. 013 of 019	Size A1
SHELL GLOBAL SOLUTIONS INTERNATIONAL B.V. SHELL INTERNATIONAL EXPLORATION AND PRODUCTION B.V.	ID 5463	DRG No. C 5463-11-1008 Issue 0	

Behoort bij de beschikking van het
Dagelijks Bestuur van het
Stadsdeel Amsterdam-Noord
dd. 26 JUL! 2012

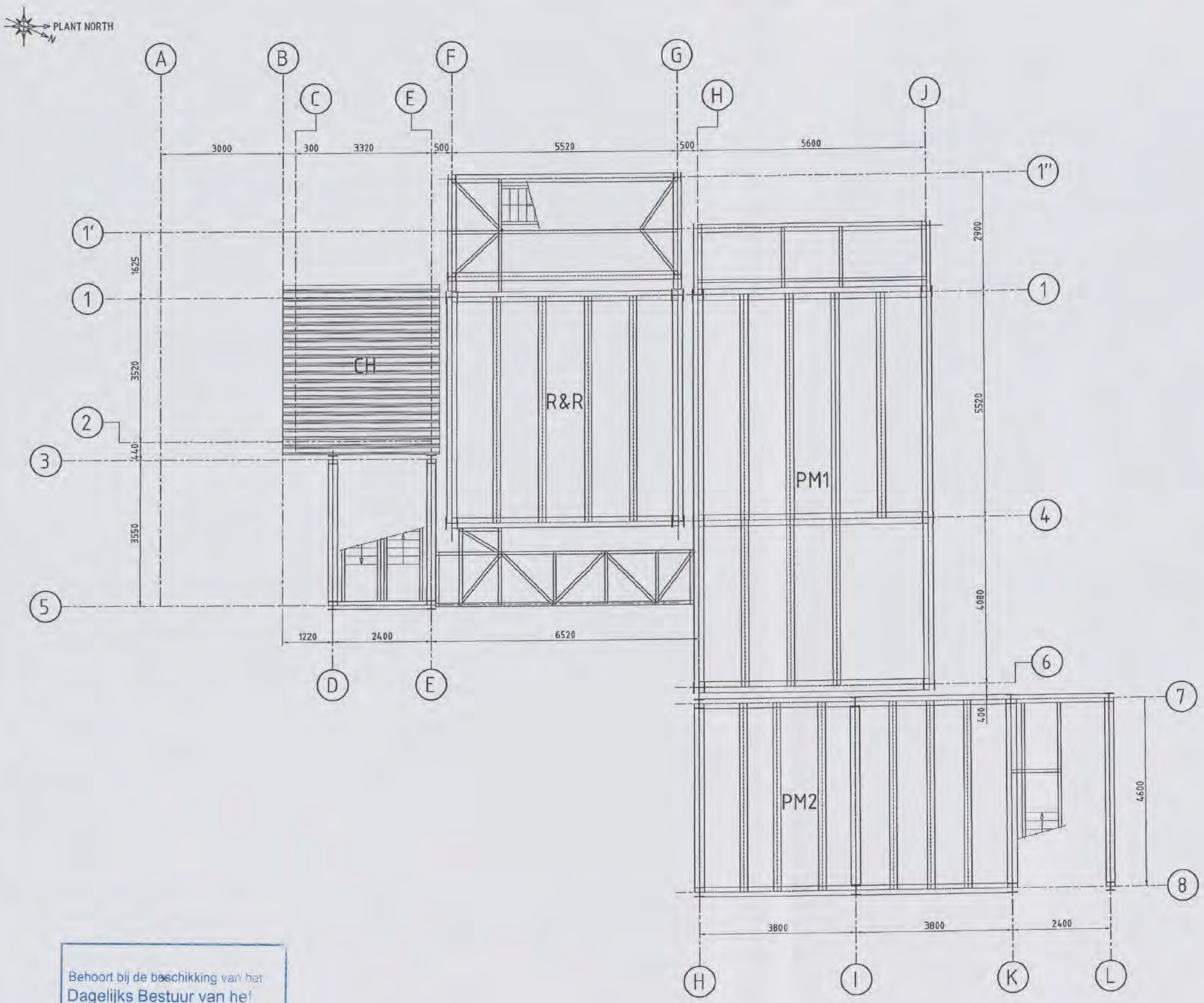

PLAN AT T.O.S. EL.+15.300
SCALE 1:50

Behoort bij de beschikking van het
Dagelijks Bestuur van het
Stadsdeel Amsterdam-Noord
dd. 26 JULI 2012

SHELL KEY-PLAN

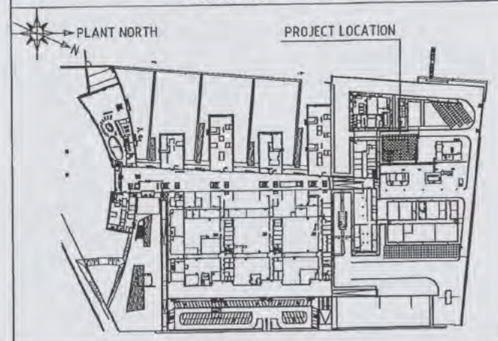

REFERENCE DRAWINGS

C-5463-11-1008 SH. 010	COMPLETE OVERVIEW – STEEL STRUCTURE AT EL.+1.700

GENERAL NOTES

1. ALL DIMENSIONS ARE IN MM
2. ALL ELEVATION ARE ACC. NAP
3. R&R SECTION F-G/1-4
   PROCESS MODULE 1 H-J/1-4-6
   PROCESS MODULE 2 H-I-K/1-8
4. MAIN STAIRS (EAST) D-E/3-5
   STAIRS (WEST) F-G/1
5. R&R = REACTOR SECTIE
   PM1 = PROCES MODULE 1
   PM2 = PROCES MODULE 2
   CH = CATALIST HANDELING

HOLDS

1. PROFILE SIZES

KEY-PLAN

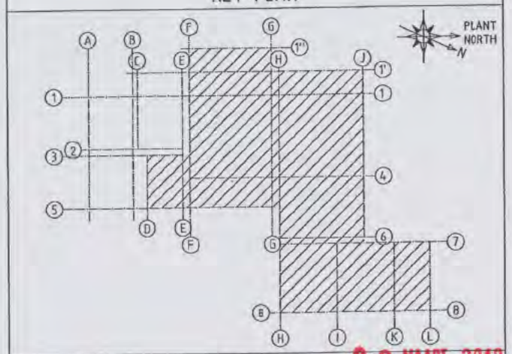

NOTES

0 9 MAART 2012

FOR BUILDING PERMIT
06-03-2012

SPIE Controlec engineering

ISSUE	DATE	APPROVED BY: Retand. Sign/Init. Designer	Retand. Sign/Init. Custodian	DESCRIPTION
0	06-03-2012	[redacted]		FOR BUILDING PERMIT

This document is confidential. Neither the whole nor any part of this document may be disclosed to any third party without the prior written consent of Shell Global Solutions International B.V. and Shell International Exploration and Production B.V., The Hague, The Netherlands. The copyright of this document is vested in these companies. All rights reserved. Neither the whole nor any part of this document may be reproduced, stored in any retrieval system or transmitted in any form or by any means (electronic, mechanical, reprographic, recording or otherwise) without the prior written consent of the copyright owners.

PLOT PLAN OMO INTEGRATED PILOT PLANT
COMPLETE OVERVIEW – STEEL STRUCTURE AT EL.+15.300

STANDARD DRAWING	SCALE: 1:50	Sheet No. 014 of 012	Size A1
SHELL GLOBAL SOLUTIONS INTERNATIONAL B.V. SHELL INTERNATIONAL EXPLORATION AND PRODUCTION B.V.	ID 5463	DRG No. C 5463-11-1008 Issue 0	

the scale towards document
Image Engineering Scan Reference Chart ID363 Serial No. 318

Behoort bij de beschikking van het
Dagelijks Bestuur van het
Stadsdeel Amsterdam-Noord
dd. 26 JUL! 2012

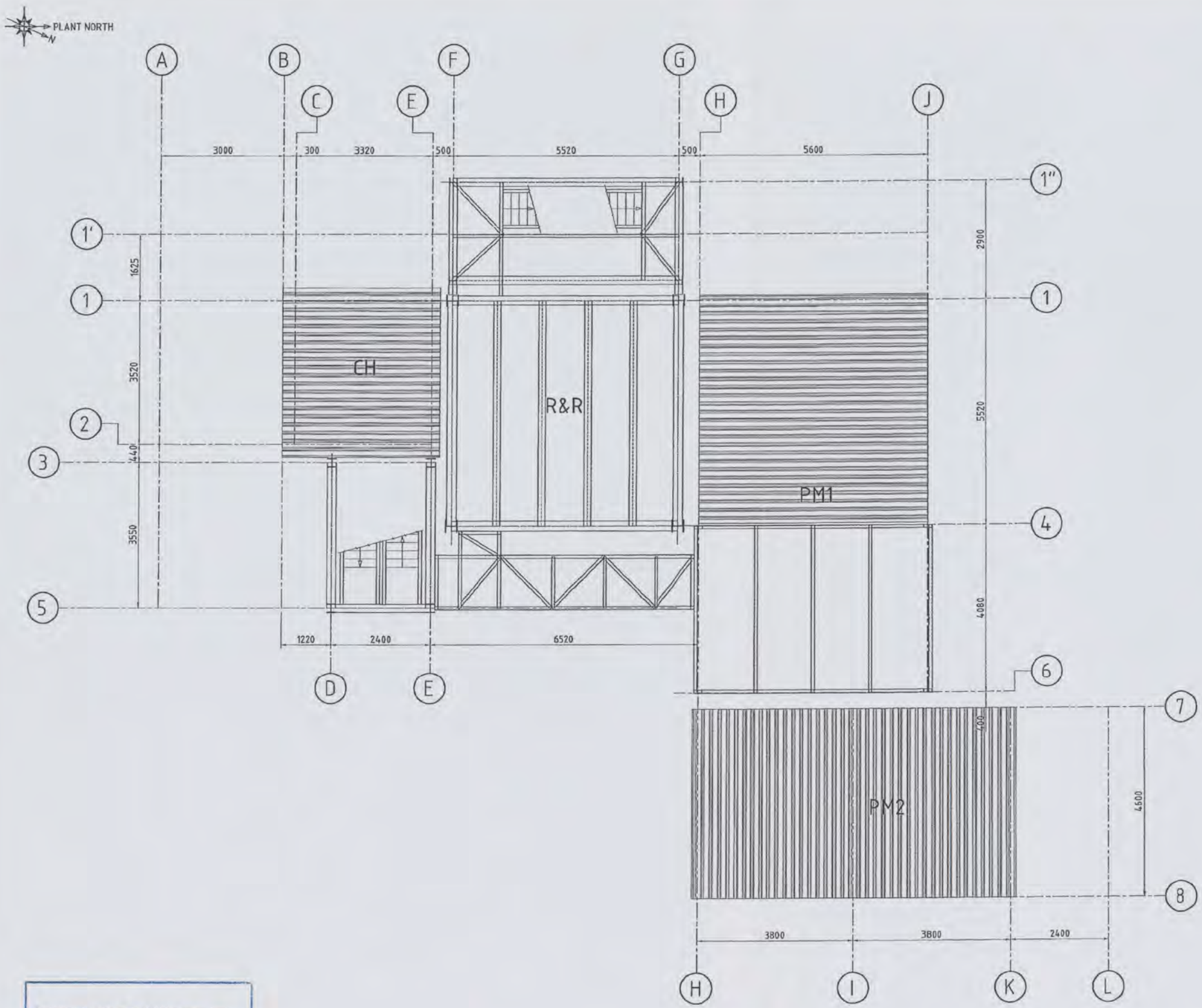

PLAN AT T.O.S. EL.+18.700
SCALE 1:50

Behoort bij de beschikking van het
Dagelijks Bestuur van het
Stadsdeel Amsterdam-Noord
dd. 26 JULI 2012

SHELL KEY-PLAN

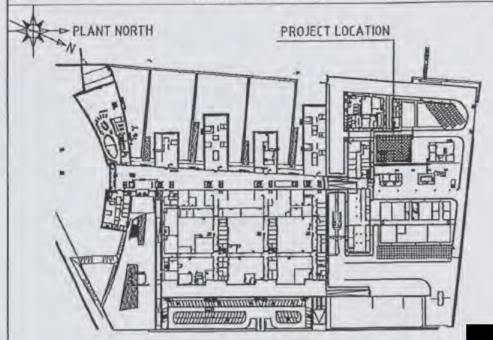

REFERENCE DRAWINGS

C-5463-11-1008 SH. 010	COMPLETE OVERVIEW - STEEL STRUCTURE AT EL.+1700

[redacted]

18 JULI 2012

GENERAL NOTES

1. ALL DIMENSIONS ARE IN MM
2. ALL ELEVATION ARE ACC. NAP
3. R&R SECTION F-G/1-4
   PROCESS MODULE 1 H-J/1-4-6
   PROCESS MODULE 2 H-I-K/7-8
4. MAIN STAIRS (EAST) D-E/3-5
   STAIRS (WEST) F-G/1
5. R&R - REACTOR SECTIE
   PM1 - PROCES MODULE 1
   PM2 - PROCES MODULE 2
   CH - CATALIST HANDELING

HOLDS

1. PROFILE SIZES

KEY-PLAN

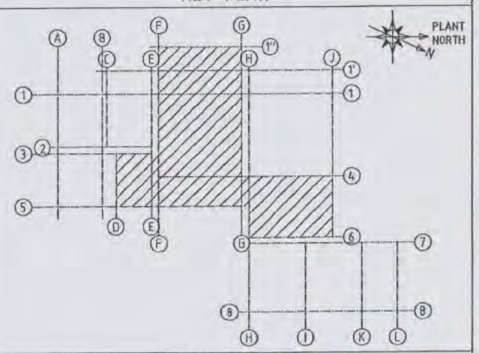

NOTES

09 MAART 2012

FOR BUILDING PERMIT
06-03-2012

SPIE Controlec Engineering

ISSUE	DATE	Initiat. Sgn/Init. Designer	Initiat. Sgn/Init. Custodian	DESCRIPTION
0	06-03-2012	[redacted]		FOR BUILDING PERMIT

APPROVED BY

This document is confidential. Neither the whole nor any part of this document may be disclosed to any third party without the prior written consent of Shell Global Solutions International B.V. and Shell International Exploration and Production B.V., The Hague, The Netherlands. The copyright of this document is vested in these companies. All rights reserved. Neither the whole nor any part of this document may be reproduced, stored in any retrieval system or transmitted in any form or by any means (electronic, mechanical, reprographic, recording or otherwise) without the prior written consent of the copyright owners.

PLOT PLAN OMO INTEGRATED PILOT PLANT
COMPLETE OVERVIEW – STEEL STRUCTURE AT EL.+18.700

STANDARD DRAWING	SCALE: 1:50	Sheet No. 015 of 019	Size A1
SHELL GLOBAL SOLUTIONS INTERNATIONAL B.V. SHELL INTERNATIONAL EXPLORATION AND PRODUCTION B.V.	ID5463	DRG No. C 5463-11-1008 Issue 0	

318

Behoort bij de beschikking van het
Dagelijks Bestuur van het
Stadsdeel Amsterdam-Noord
dd. 26 JULI 2012

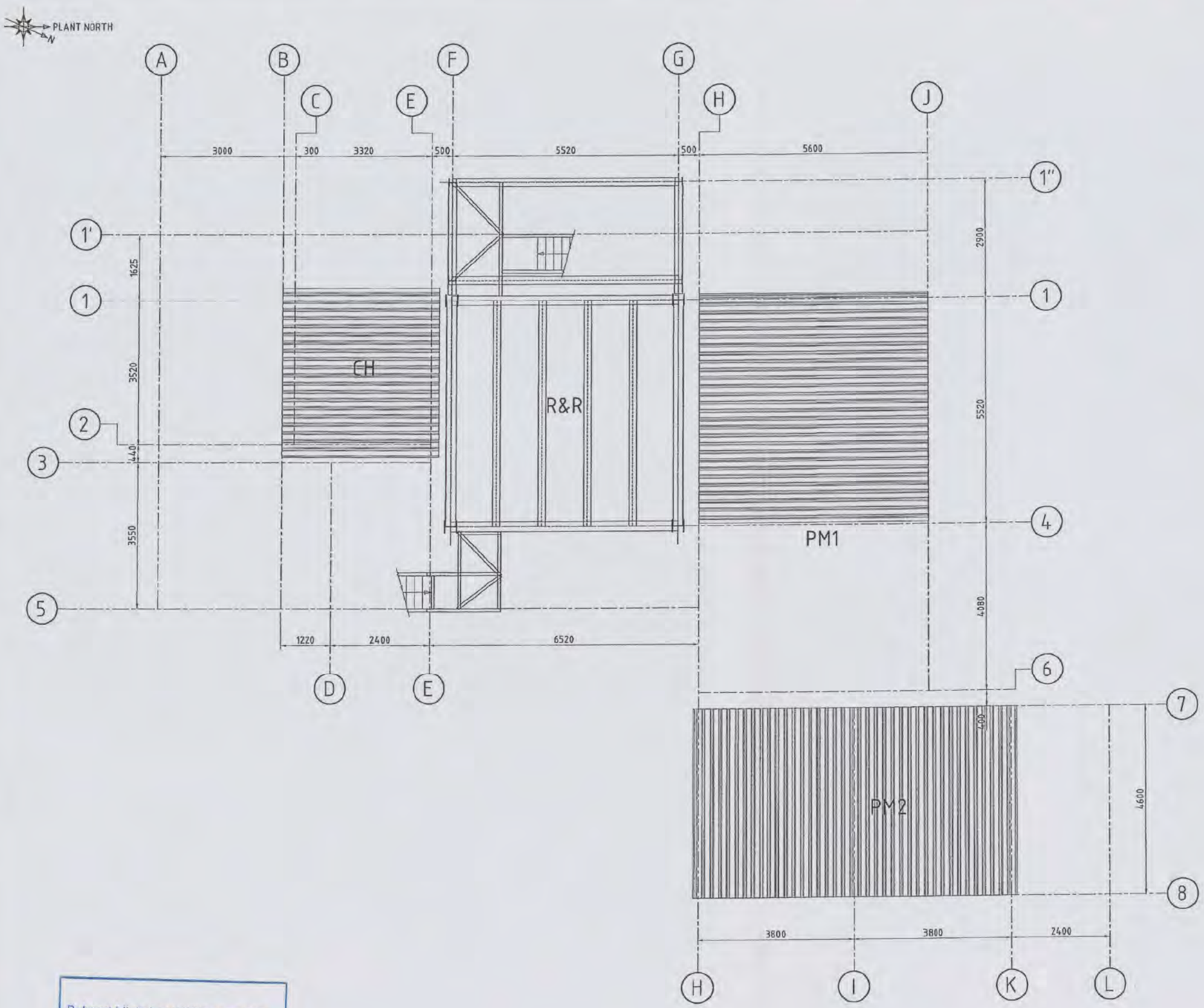

PLAN AT T.O.S. EL.+23.500
SCALE 1:50

Behoort bij de beschikking van het
Dagelijks Bestuur van het
Stadsdeel Amsterdam-Noord
dd. 26 JULI 2012

SHELL KEY-PLAN

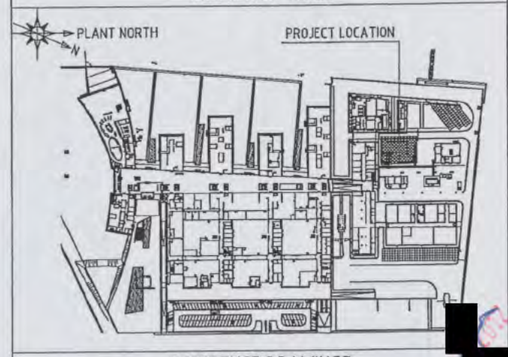

REFERENCE DRAWINGS

C-5463-11-1008 SH. 010	COMPLETE OVERVIEW – STEEL STRUCTURE AT EL.+1700

GENERAL NOTES

1. ALL DIMENSIONS ARE IN MM
2. ALL ELEVATION ARE ACC. NAP
3. R&R SECTION F-G/1-4.
   PROCESS MODULE 1 H-J/1-4-6
   PROCESS MODULE 2 H-I-K/7-8
4. MAIN STAIRS (EAST) D-E/3-5
   STAIRS (WEST) F-G/1
5. R&R - REACTOR SECTIE
   PM1 - PROCES MODULE 1
   PM2 - PROCES MODULE 2
   CH - CATALIST HANDELING

HOLDS

1. PROFILE SIZES

KEY-PLAN

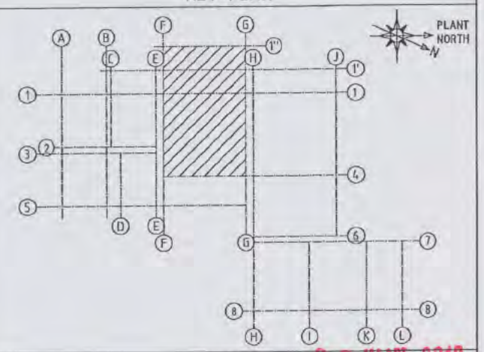

NOTES

09 MAART 2012

FOR BUILDING PERMIT
06-03-2012

SPIE Controlec Engineering

ISSUE	DATE	Retlnd. Dgn/Vrf. Designer	Retlnd. Dgn/Vrf. Custodian	DESCRIPTION
0	06-03-2012			FOR BUILDING PERMIT

APPROVED BY

This document is confidential. Neither the whole nor any part of this document may be disclosed to any third party without the prior written consent of Shell Global Solutions International B.V. and Shell International Exploration and Production B.V., The Hague, the Netherlands. The copyright of this document is vested in these companies. All rights reserved. Neither the whole nor any part of this document may be reproduced, stored in any retrieval system or transmitted in any form or by any means (electronic, mechanical, reprographic, recording or otherwise) without the prior written consent of the copyright owners.

PLOT PLAN OMO INTEGRATED PILOT PLANT
COMPLETE OVERVIEW – STEEL STRUCTURE AT EL.+23,500

STANDARD DRAWING	SCALE: 1:50	Sheet No. 018 of 019	Size A1
SHELL GLOBAL SOLUTIONS INTERNATIONAL B.V. SHELL INTERNATIONAL EXPLORATION AND PRODUCTION B.V.	ID 5463	DRG No. C 5463-11-1008 Issue 0	

the scale towards document
Image Engineering Scan Reference Chart TE263 Serial No. 318
Match Reference Numbers on IT8

Behoort bij de beschikking van het
Dagelijks Bestuur van het
Stadsdeel Amsterdam-Noord
dd.
26 JUL! 2012

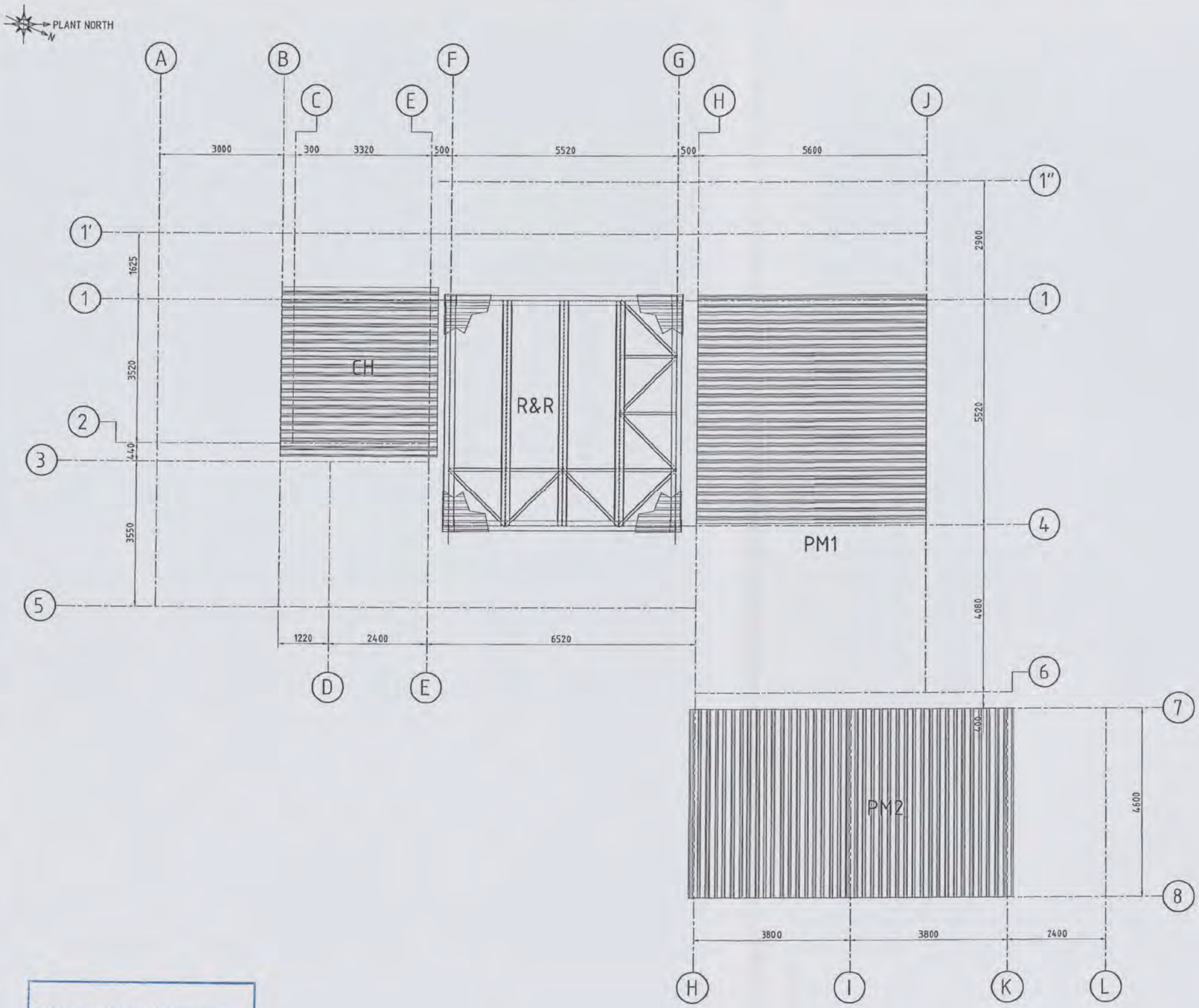

PLAN AT T.O.S. EL.+29.600
SCALE 1:50

Behoort bij de beschikking van het
Dagelijks Bestuur van het
Stadsdeel Amsterdam-Noord
dd. 26 JULI 2012

SHELL KEY-PLAN

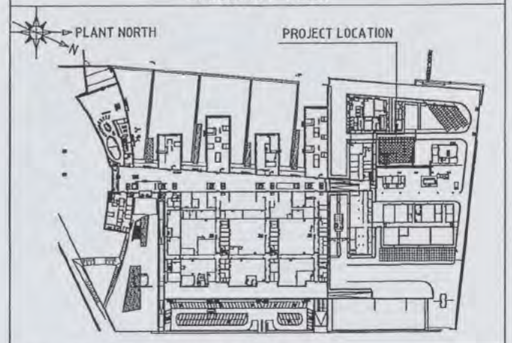

REFERENCE DRAWINGS

C-5463-11-1008 SH. 010	COMPLETE OVERVIEW – STEEL STRUCTURE AT EL.+1.700

GENERAL NOTES

1. ALL DIMENSIONS ARE IN MM
2. ALL ELEVATION ARE ACC. NAP
3. R&R SECTION F-G/1-4
   PROCESS MODULE 1 H-J/1-4-6
   PROCESS MODULE 2 H-I-K/7-8
4. MAIN STAIRS (EAST) D-E/3-5
   STAIRS (WEST) F-G/1
5. R&R – REACTOR SECTIE
   PM1 – PROCES MODULE 1
   PM2 – PROCES MODULE 2
   CH – CATALIST HANDELING

HOLDS

1. PROFILE SIZES

KEY-PLAN

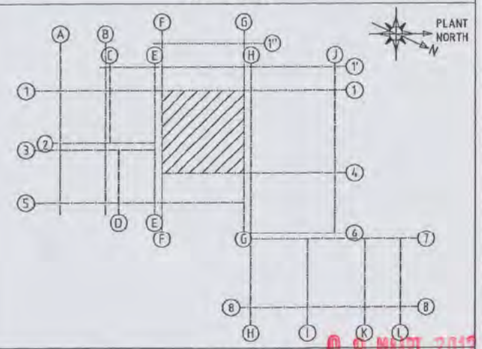

NOTES

05 MRT 2012

FOR BUILDING PERMIT
06-03-2012

SPIE Controlec Engineering

ISSUE	DATE	Initiat. Dsgn/Wt. Designer	Initiat. Dsgn/Wt. Custodian	DESCRIPTION
0	06-03-2012	[redacted]		FOR BUILDING PERMIT

APPROVED BY

This document is confidential. Neither the whole nor any part of this document may be disclosed to any third party without the prior written consent of Shell Global Solutions International B.V. and Shell International Exploration and Production B.V., The Hague, The Netherlands. The copyright of this document is vested in these companies. All rights reserved. Neither the whole nor any part of this document may be reproduced, stored in any retrieval system or transmitted in any form or by any means (electronic, mechanical, reprographic, recording or otherwise) without the prior written consent of the copyright owners.

PLOT PLAN OMO INTEGRATED PILOT PLANT
COMPLETE OVERVIEW – STEEL STRUCTURE AT EL.+29.600

STANDARD DRAWING	SCALE: 1:50	Sheet No. 017 of 019	Size A1
SHELL GLOBAL SOLUTIONS INTERNATIONAL B.V. SHELL INTERNATIONAL EXPLORATION AND PRODUCTION B.V.	ID 5463	DRG No. C 5463-11-1008 Issue 0	

Behoort bij de beschikking van het
Dagelijks Bestuur van het
Stadsdeel Amsterdam-Noord
dd. 26 JULI 2012

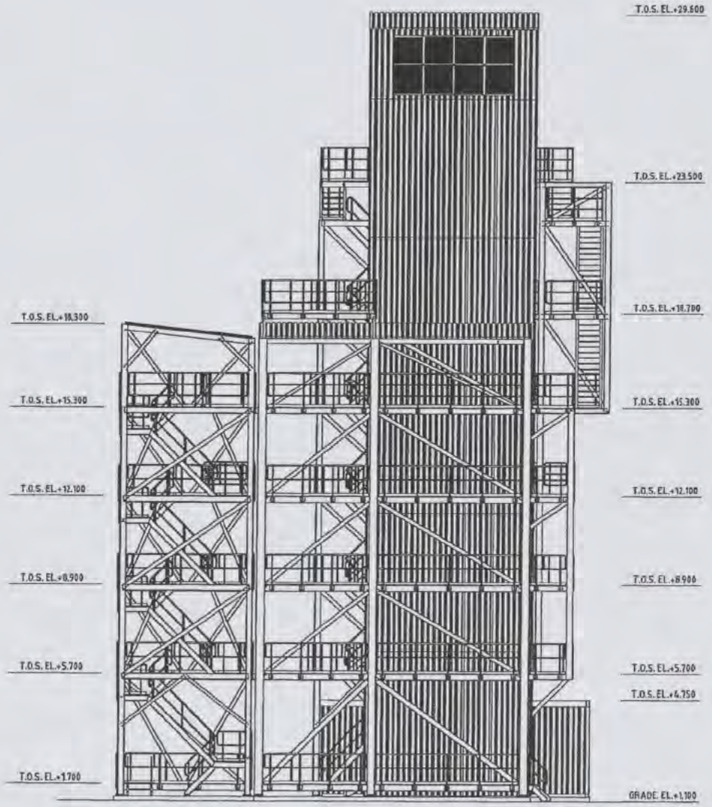

NORTH SIDE
SCALE 1:100

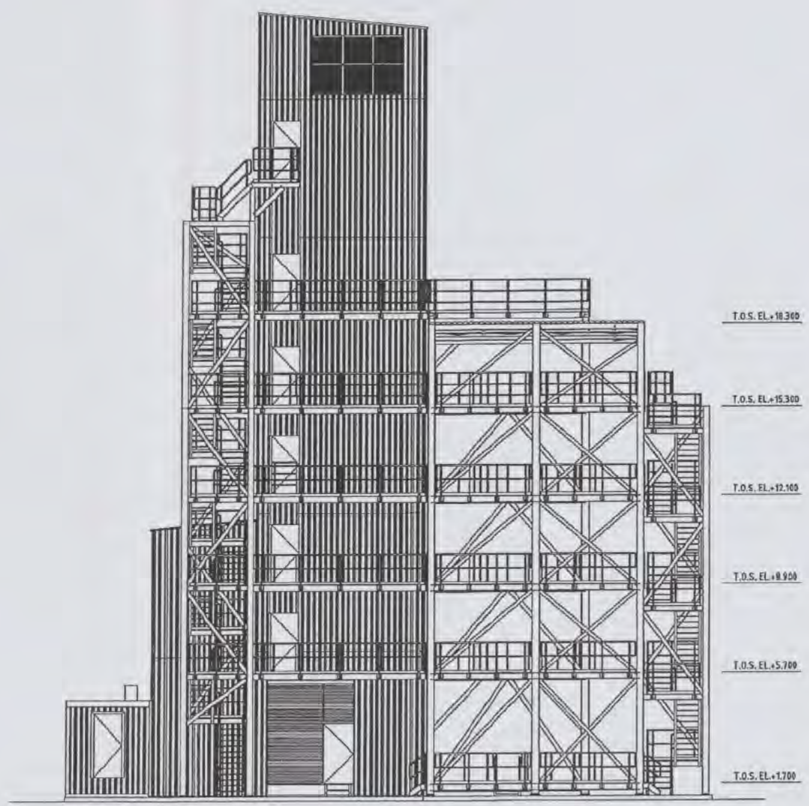

EAST SIDE
SCALE 1:100

Behoort bij de beschikking van het
Dagelijks Bestuur van het
Stadsdeel Amsterdam-Noord
dd. 26 JULI 2012

SHELL KEY-PLAN

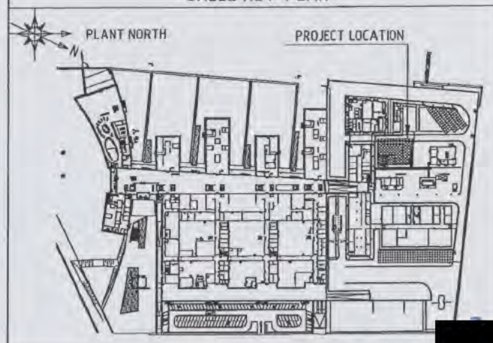

REFERENCE DRAWINGS

C-5463-11-1008 SHL 012 COMPLETE OVERVIEW - STEEL STRUCTURE AT EL.+1700

[redacted]

18 JULI

GENERAL NOTES

1. ALL DIMENSIONS ARE IN MM
2. ALL ELEVATION ARE ACC. NAP
3. R&R SECTION F-G/1-4
   PROCESS MODULE 1 H-J/1-4-6
   PROCESS MODULE 2 H-I-K-L/7-8
4. MAIN STAIRS (EAST) D-E/3-5
   STAIRS (WEST) F-G/1

HOLDS

1. PROFILE SIZES
2. FLOOR ELEVATIONS

KEY-PLAN

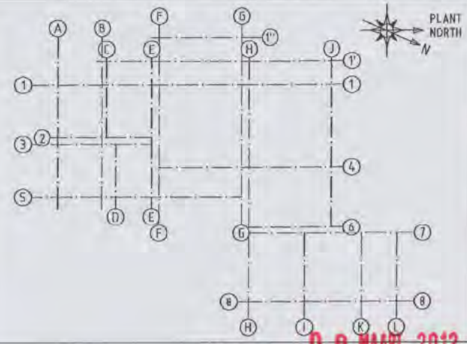

NOTES

09 MAART 2012

FOR BUILDING PERMI[redacted]
06-03-2012

SPIE Controlec

ISSUE	DATE	Rel.Ind. Dgn/Wtl Designer	Rel.Ind. Dgn/Wtl Controllen	DESCRIPTION
A				
O	6-03-2012	[redacted]		FOR BUILDING PERMIT

APPROVED BY

This document is confidential. Neither the whole nor any part of this document may be disclosed to any third party without the prior written consent of Shell Group Solutions International B.V. and Shell International Exploration and Production B.V., the Hague, the Netherlands. The copyright of this document is vested in these companies. All rights reserved. Neither the whole nor any part of this document may be reproduced, stored in any retrieval system or transmitted in any form or by any means (electronic, mechanical, reprographic, recording or otherwise) without the prior written consent of the copyright owners.

PLOT PLAN OMO INTEGRATED PILOT PLANT
OVERALL VIEW – NORTH SIDE AND EAST SIDE

STANDARD DRAWING | SCALE: 1:100 | Sheet No. 018 of 019 | Size A1
SHELL GLOBAL SOLUTIONS INTERNATIONAL B.V.
SHELL INTERNATIONAL EXPLORATION AND PRODUCTION B.V.
ID 5463 | DRG No. C 5463-11-1008 Issue O

318

Behoort bij de beschikking van het
Dagelijks Bestuur van het
Stadsdeel Amsterdam-Noord
dd. 26 JULI 2012

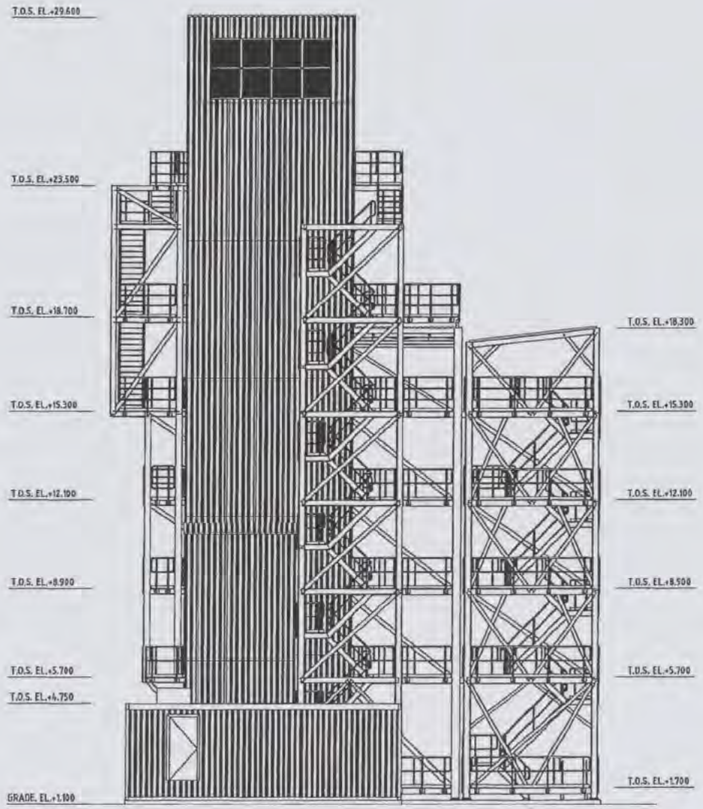

SOUTH SIDE
SCALE 1:100

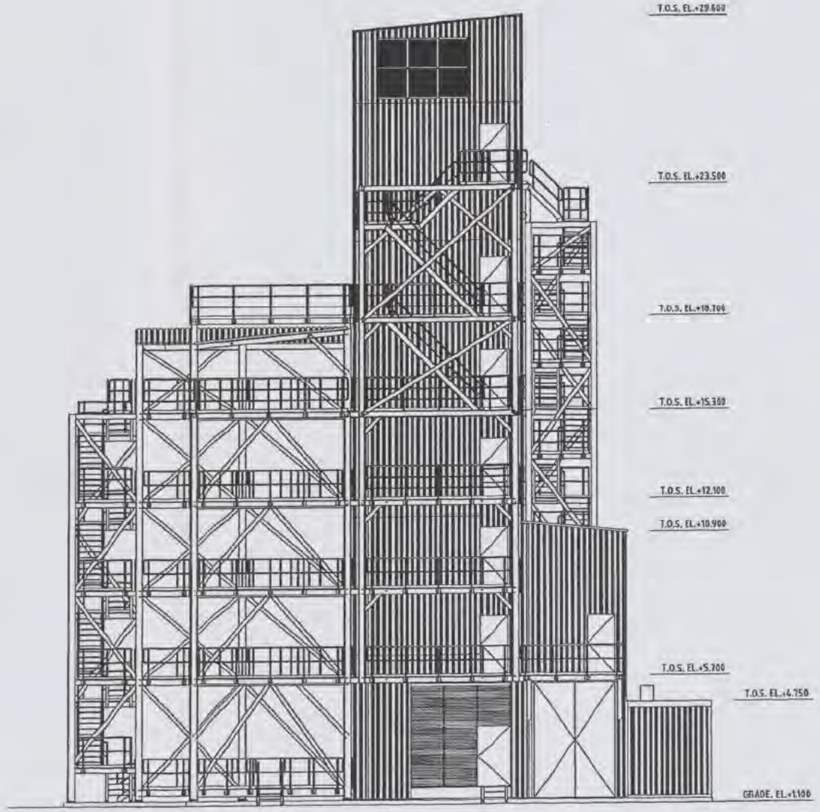

WEST SIDE
SCALE 1:100

Behoort bij de beschikking van het
Dagelijks Bestuur van het
Stadsdeel Amsterdam-Noord
dd. 26 JULI 2012

SHELL KEY-PLAN

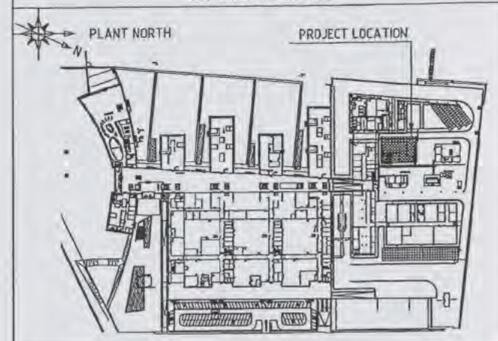

REFERENCE DRAWINGS

E-5463-11-1008 SH 010	COMPLETE OVERVIEW - STEEL STRUCTURE AT EL.+1.700

GENERAL NOTES

1. ALL DIMENSIONS ARE IN MM
2. ALL ELEVATION ARE ACC. MAP
3. R&R SECTION F-G/1-4
   PROCESS MODULE 1 H-J/1-4-6
   PROCESS MODULE 2 H-I-K-L/1-8
4. MAIN STAIRS (EAST) D-E/3-5
   STAIRS (WEST) F-G/1

HOLDS

1. PROFILE SIZES
2. FLOOR ELEVATIONS

KEY-PLAN

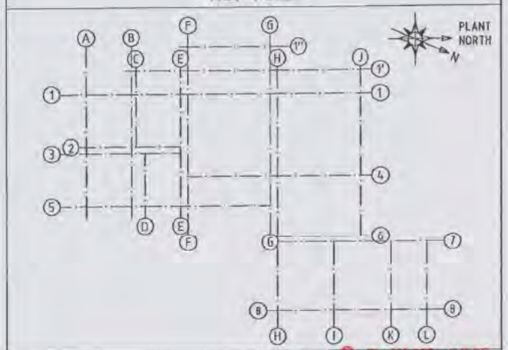

NOTES

0 9 MAART 2012

FOR BUILDING PERMIT
06-03-2012

SPIE Controlec Engineering

ISSUE	DATE	Retand. Dgn/Vrf. Designer	Retand. Dgn/Vrf. Custodian	DESCRIPTION
A				
0	06-03-2012	[redacted]		FOR BUILDING PERMIT

APPROVED BY

This document is confidential. Neither the whole nor any part of this document may be disclosed to any third party without the prior written consent of Shell Global Solutions International B.V. and Shell International Exploration and Production B.V., The Hague, The Netherlands. The copyright of this document is vested in these companies. All rights reserved. Neither the whole nor any part of this document may be reproduced, stored in any retrieval system or transmitted in any form or by any means (electronic, mechanical, reprographic, recording or otherwise) without the prior written consent of the copyright owners.

PLOT PLAN OMO INTEGRATED PILOT PLANT
OVERALL VIEW – SOUTH SIDE AND WEST SIDE

STANDARD DRAWING	SCALE: 1:100	Sheet No. 019 of 019	Size A1
SHELL GLOBAL SOLUTIONS INTERNATIONAL B.V. SHELL INTERNATIONAL EXPLORATION AND PRODUCTION B.V.	ID 5463	DRG No. E 5463-11-1008 ISSUE 0	

Behoort bij de beschikking van het
Dagelijks Bestuur van het
Stadsdeel Amsterdam-Noord
dd. 26 JULI 2012

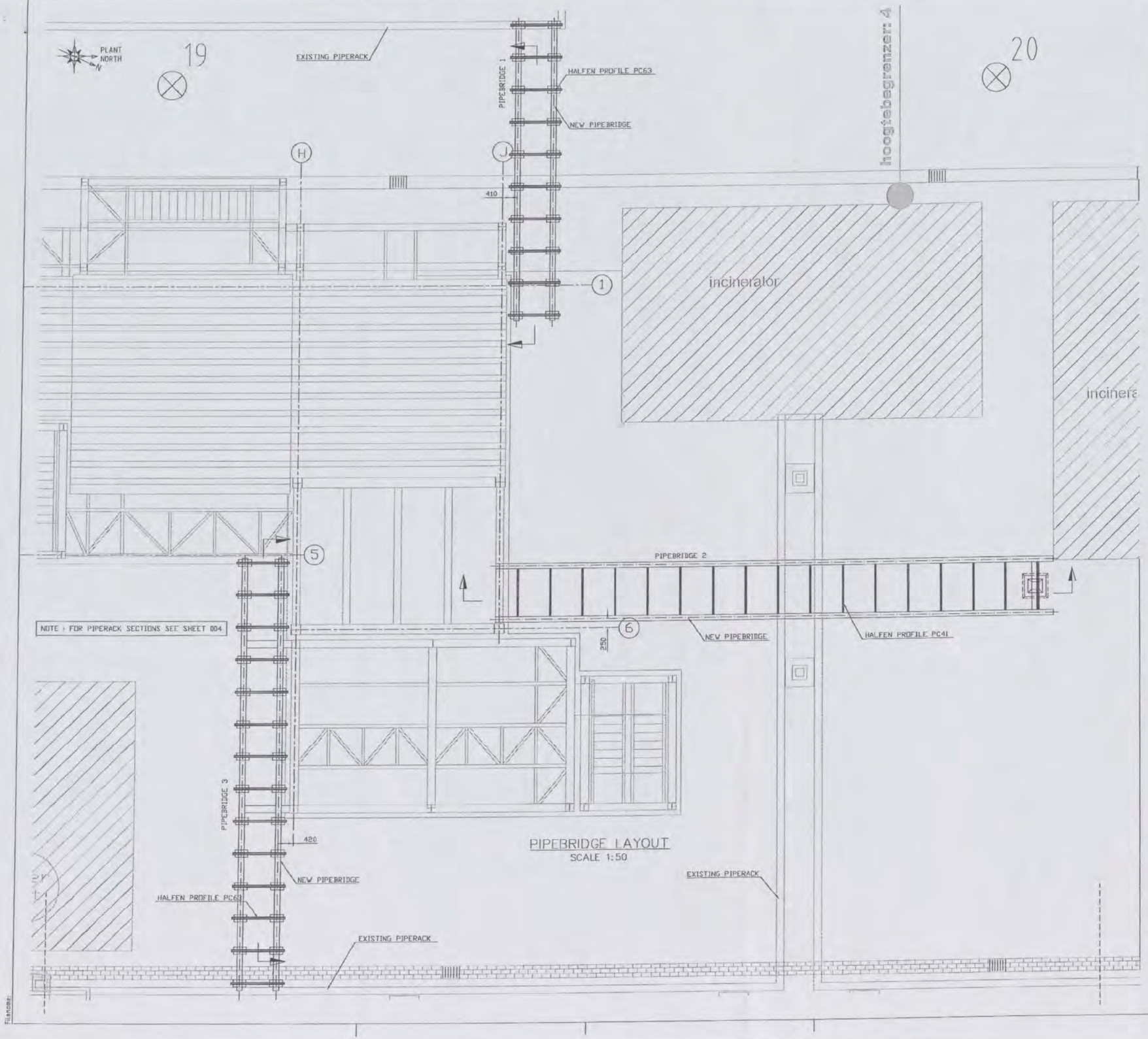

PIPEBRIDGE LAYOUT
SCALE 1:50

SHELL KEY-PLAN

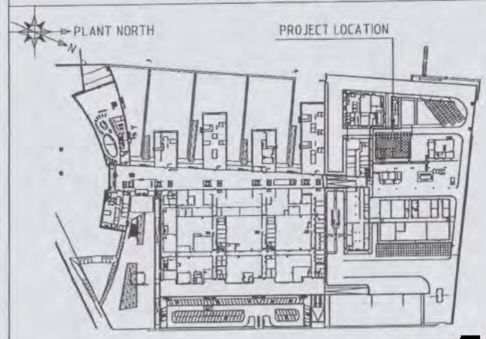

REFERENCE DRAWINGS

C 5643 11-1010-004	PIPERRIDGE SECTIONS

16 JULI 2012

GENERAL NOTES

1. ALL DIMENSIONS ARE IN MM
2. ALL ELEVATION ARE ACC. NAP

Behoort bij de beschikking van het
Dagelijks Bestuur van het
Stadsdeel Amsterdam-Noord
de
26 JULI 2012
HOLDS

1. PROFILE SIZES
2. FLOOR ELEVATIONS

KEY-PLAN

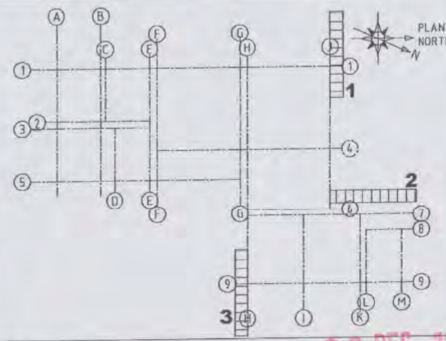

NOTES

20 DEC. 2011

FOR BUILDING PERMIT
09-12-2011 [redacted]

SPIE Controlec Engineering

ISSUE	DATE	Initial Sign/Init. Designer	Initial Sign/Init. Custodian	DESCRIPTION
D	09-12-2011	[redacted]		FOR BUILDING PERMIT

APPROVED BY

This document is confidential. Neither the whole nor any part of this document may be disclosed to any third party without the prior written consent of Shell Global Solutions International B.V. and Shell International Exploration and Production B.V., The Hague, The Netherlands. The copyright of this document is vested in these companies. All rights reserved. Neither the whole nor any part of this document may be reproduced, stored in any retrieval system or transmitted in any form or by any means (electronic, mechanical, reprographic, recording or otherwise) without the prior written consent of the copyright owners.

PLOT PLAN OMO INTEGRATED PILOT PLANT
PIPE BRIDGES STRUCTURAL LAYOUT

STANDARD DRAWING	SCALE: 1:50	Sheet No. 003 of 004	Size A1
SHELL GLOBAL SOLUTIONS INTERNATIONAL B.V. SHELL INTERNATIONAL EXPLORATION AND PRODUCTION B.V.	ID 5463	DRG No. C 5463-11-1010 Issue D	

Filename:

Behoort bij de beschikking van het
Dagelijks Bestuur van het
Stadsdeel Amsterdam-Noord
dd. 26 JULI 2012

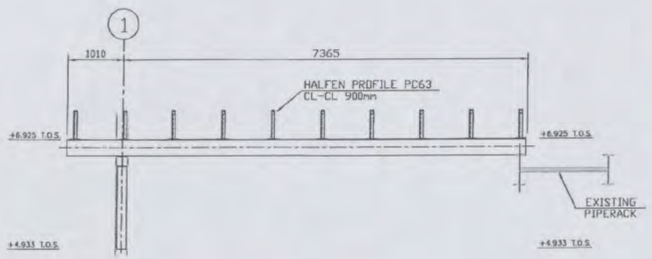

SIDEVIEW PIPEBRIDGE 1
SCALE 1:50

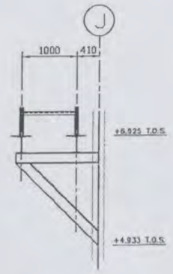

SECTION

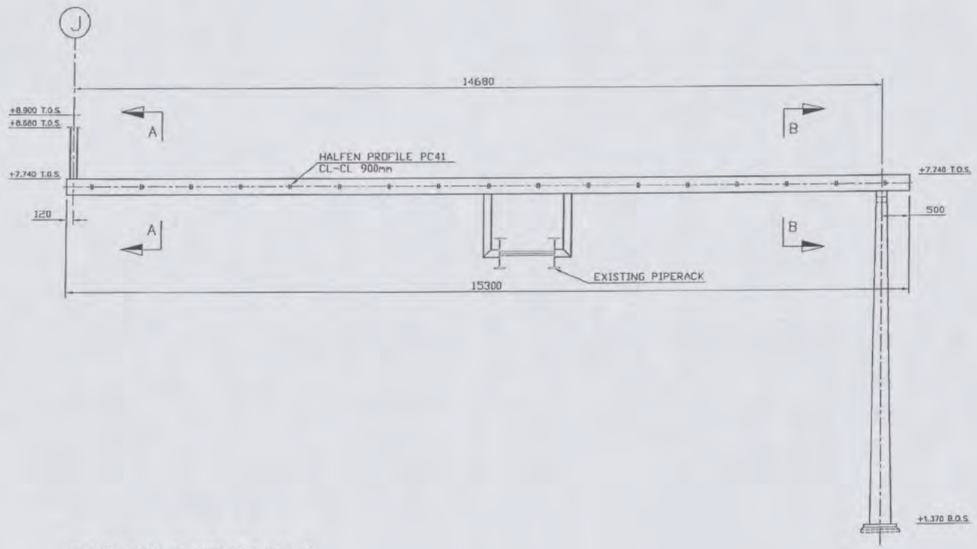

SIDEVIEW PIPEBRIDGE 2
SCALE 1:50

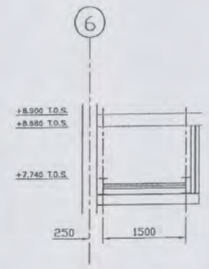

SECTION A

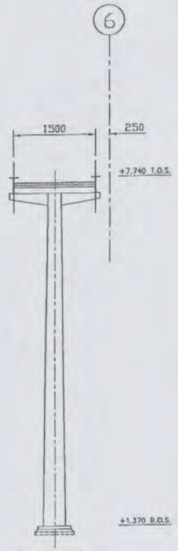

SECTION B

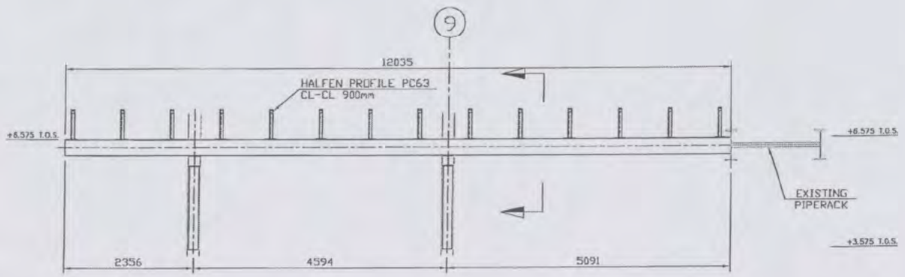

SIDEVIEW PIPEBRIDGE 3
SCALE 1:50

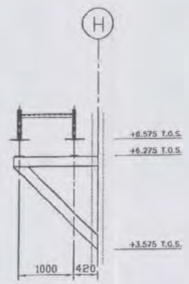

SECTION

Behoort bij de beschikking van het
Dagelijks Bestuur van het
Stadsdeel Amsterdam-Noord
dd. 26 JULI 2012

SHELL KEY-PLAN

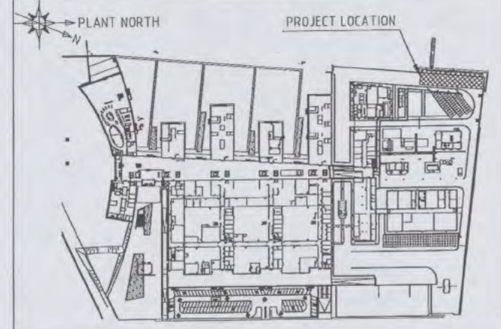

REFERENCE DRAWINGS

C-5463-11-1010-003 PIPEBRIDGE LAYOUT

GENERAL NOTES

1. ALL DIMENSIONS ARE IN MM
2. ALL ELEVATION ARE ACC. NAP

HOLDS

1. PROFILE SIZES
2. FLOOR ELEVATIONS

KEY-PLAN

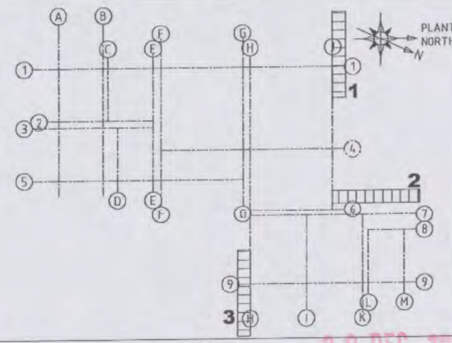

NOTES

20 DEC. 2011

FOR BUILDING PERMIT
09-12-2011 [redacted]

SPIE Controlec Engineering

ISSUE	DATE	Retnd. Designer	Sign/Init.	Retnd. Custodian	Sign/Init.	DESCRIPTION
D	09-12-2011	[redacted]				FOR BUILDING PERMIT

APPROVED BY

This document is confidential. Neither the whole nor any part of this document may be disclosed to any third party without the prior written consent of Shell Global Solutions International B.V. and Shell International Exploration and Production B.V., The Hague, The Netherlands. The copyright of this document is vested in these companies. All rights reserved. Neither the whole nor any part of this document may be reproduced, stored in any retrieval system or transmitted in any form or by any means (electronic, mechanical, reprographic, recording or otherwise) without the prior written consent of the copyright owners.

PLOT PLAN OMO INTEGRATED PILOT PLANT
PIPEBRIDGES STRUCTURAL VIEWS + SECTIONS

STANDARD DRAWING	SCALE: 1:50	Sheet No. 004 of 004	Size A1
SHELL GLOBAL SOLUTIONS INTERNATIONAL B.V. SHELL INTERNATIONAL EXPLORATION AND PRODUCTION B.V.	ID5463	DRG No. C 5463-11-1010 Issue D	

Filename:

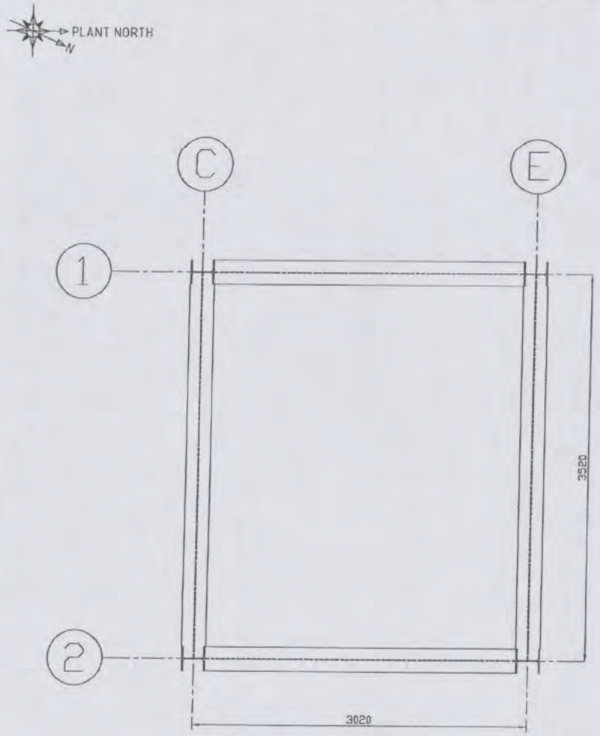

PLAN AT T.O.S. EL.+1.700
SCALE 1:25

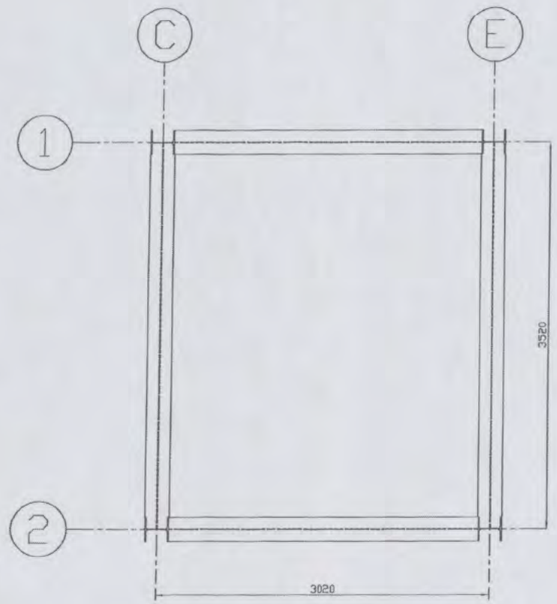

PLAN AT T.O.S. EL.+5.700
SCALE 1:25

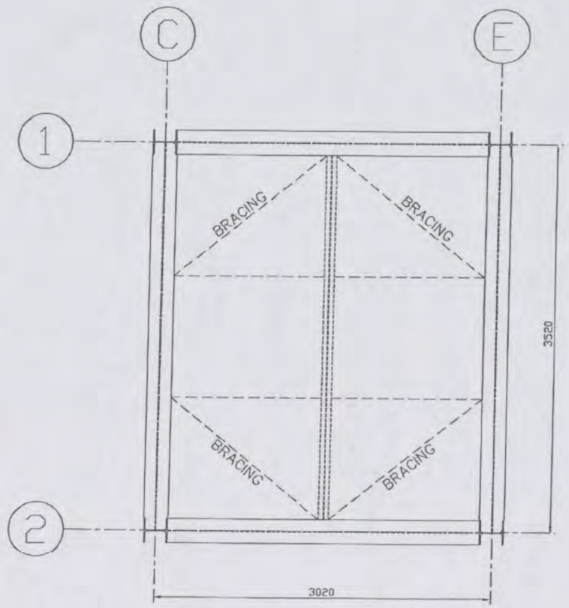

PLAN AT T.O.S. EL.+10.900/11.200
SCALE 1:25

Filename:

SHELL KEY-PLAN

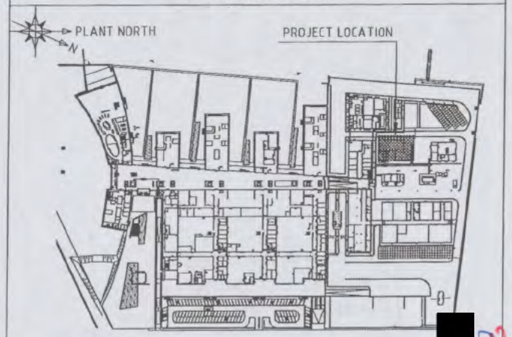

REFERENCE DRAWINGS

C-5463-11-1116-001 CAT. HANDLING - SECTIONS
-
-

GENERAL NOTES

1. ALL DIMENSIONS ARE IN MM
2. ALL ELEVATION ARE ACC. NAP
3. R&R SECTION F-G/1-4
   PROCESS MODULE 1 H-J/1-4-6
   PROCESS MODULE 2 H-I-K/7-9
4. MAIN STAIRS (EAST) D-E/3-5
   STAIRS (NORTH) L-M/8-9
   STAIRS (WEST) F-G/1

HOLDS

1. PROFILE SIZES
2. FLOOR ELEVATIONS

KEY-PLAN

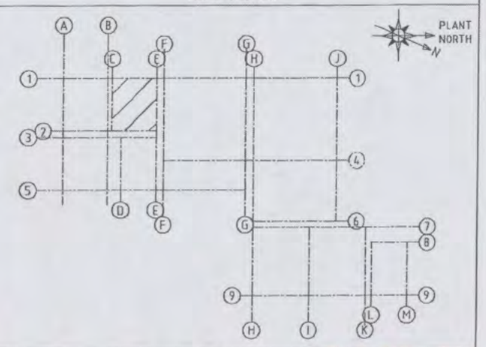

NOTES

20 DEC. 2011

FOR BUILDING PERMIT
09-12-2011

SPIE Controlec Engineering

ISSUE	DATE	Rctng Sign/Init Designer	Rctnd Sign/Init Custodian	DESCRIPTION
0	09-12-2011	[redacted]		FOR BUILDING PERMIT

APPROVED BY

This document is confidential. Neither the whole nor any part of this document may be disclosed to any third party without the prior written consent of Shell Global Solutions International B.V. and Shell International Exploration and Production B.V., The Hague, The Netherlands. The copyright of this document is vested in these companies. All rights reserved. Neither the whole nor any part of this document may be reproduced, stored in any retrieval system or transmitted in any form or by any means (electronic, mechanical, reprographic, recording or otherwise) without the prior written consent of the copyright owners.

PLOT PLAN OMO INTEGRATED PILOT PLANT
CAT HANDLING - STEEL STRUCTURE AT EL.+1.700 / 10.900

STANDARD DRAWING	SCALE: 1:25	Sheet No. 001 of 002	Size A1
SHELL GLOBAL SOLUTIONS INTERNATIONAL B.V. SHELL INTERNATIONAL EXPLORATION AND PRODUCTION B.V.	ID 5463	DRG No. C 5463-11-1116 Issue 0	

Behoort bij de beschikking van het
Dagelijks Bestuur van het
Stadsdeel Amsterdam-Noord
dd.
26 JULI 2012

the scale towards document
Image Engineering Scan Reference Chart TE263 Serial No. 348
Patch Reference numbers on UTT

Behoort bij de beschikking van het
Dagelijks Bestuur van het
Stadsdeel Amsterdam-Noord
dd.
26 JULI 2012

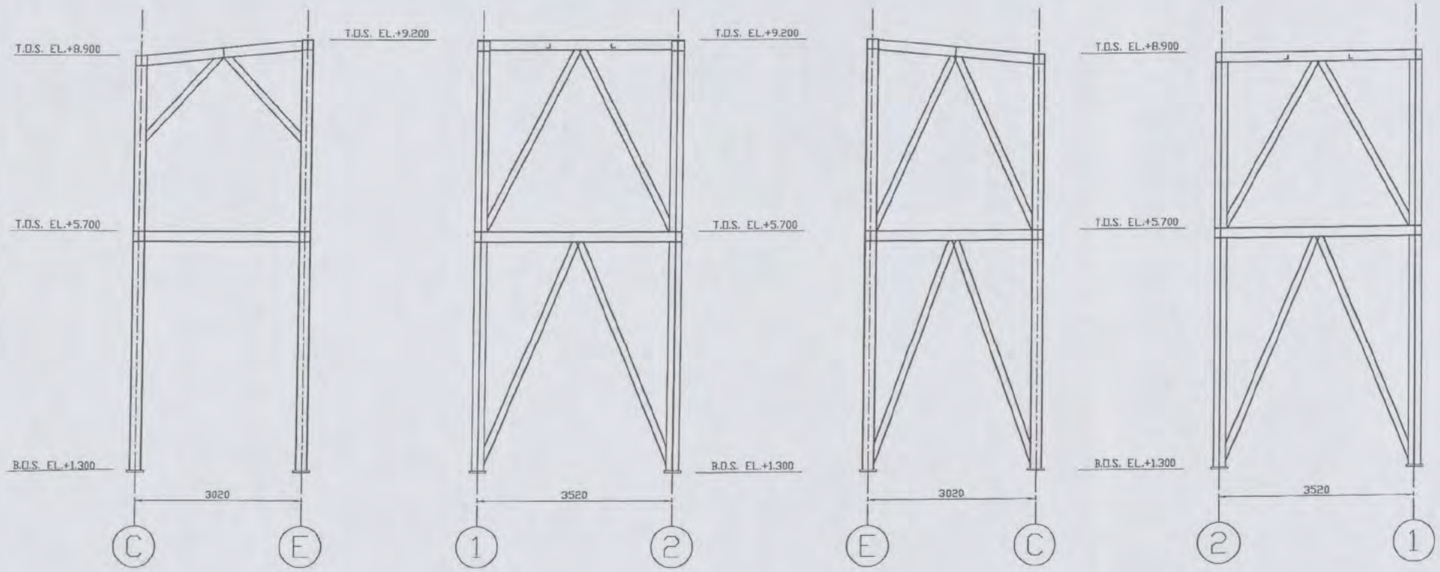

SECTION – ROW 1
SCALE 1:50

SECTION – ROW E
SCALE 1:50

SECTION – ROW 2
SCALE 1:50

SECTION – ROW C
SCALE 1:50

Behoort bij de beschikking van het
Dagelijks Bestuur van het
Stadsdeel Amsterdam-Noord
dd. 26 JULI 2012

SHELL KEY-PLAN

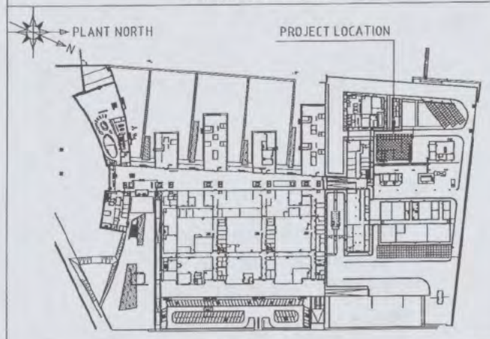

REFERENCE DRAWINGS

C-5463-11-1116-001 CAT. HANDLING - STEEL STRUCTURE AT EL.+1.700~ EL.+10.900
-
-

GENERAL NOTES

1. ALL DIMENSIONS ARE IN MM
2. ALL ELEVATION ARE ACC. NAP
3. R&R SECTION F-G/1-4
   PROCESS MODULE 1 H-J/1-4-6
   PROCESS MODULE 2 H-I-K/7-9
4. MAIN STAIRS (EAST) D-E/3-5
   STAIRS (NORTH) L-M/8-9
   STAIRS (WEST) F-G/1

HOLDS

1. PROFILE SIZES
2. FLOOR ELEVATIONS

KEY-PLAN

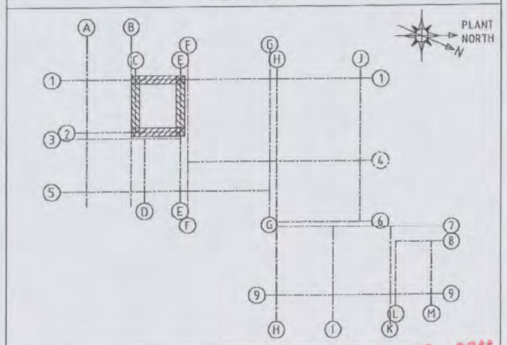

NOTES

20 DEC. 2011

FOR BUILDING PERMIT
09-12-2011
[redacted]

SPIE Controlec Engineering

ISSUE	DATE	Initial Sign/Init. Designer	Initial Sign/Init. Custodian	DESCRIPTION
0	09-12-2011	[redacted]		FOR BUILDING PERMIT

APPROVED BY

This document is confidential. Neither the whole nor any part of this document may be disclosed to any third party without the prior written consent of Shell Global Solutions International B.V. and Shell International Exploration and Production B.V. The Hague, The Netherlands. The copyright of this document is vested in these companies. All rights reserved. Neither the whole nor any part of this document may be reproduced, stored in any retrieval system or transmitted in any form or by any means (electronic, mechanical, reprographic, recording or otherwise) without the prior written consent of the copyright owners.

PLOT PLAN OMO INTEGRATED PILOT PLANT
CAT-HANDLING, SECTIONS AT ROW 1, 2, C, E

STANDARD DRAWING	SCALE: 1:50	Sheet No. 002 of 002	Size A1
SHELL GLOBAL SOLUTIONS INTERNATIONAL B.V. SHELL INTERNATIONAL EXPLORATION AND PRODUCTION B.V.	ID5463	DRG No. C 5463-11-1116 Issue 0	

Filename:

the scale towards document
Image Engineering Scan Reference Chart TE263 Serial No. 318
Patch Reference numbers on UTT

Behoort bij de beschikking van het
Dagelijks Bestuur van het
Stadsdeel Amsterdam-Noord
dd. 26 JULI 2012

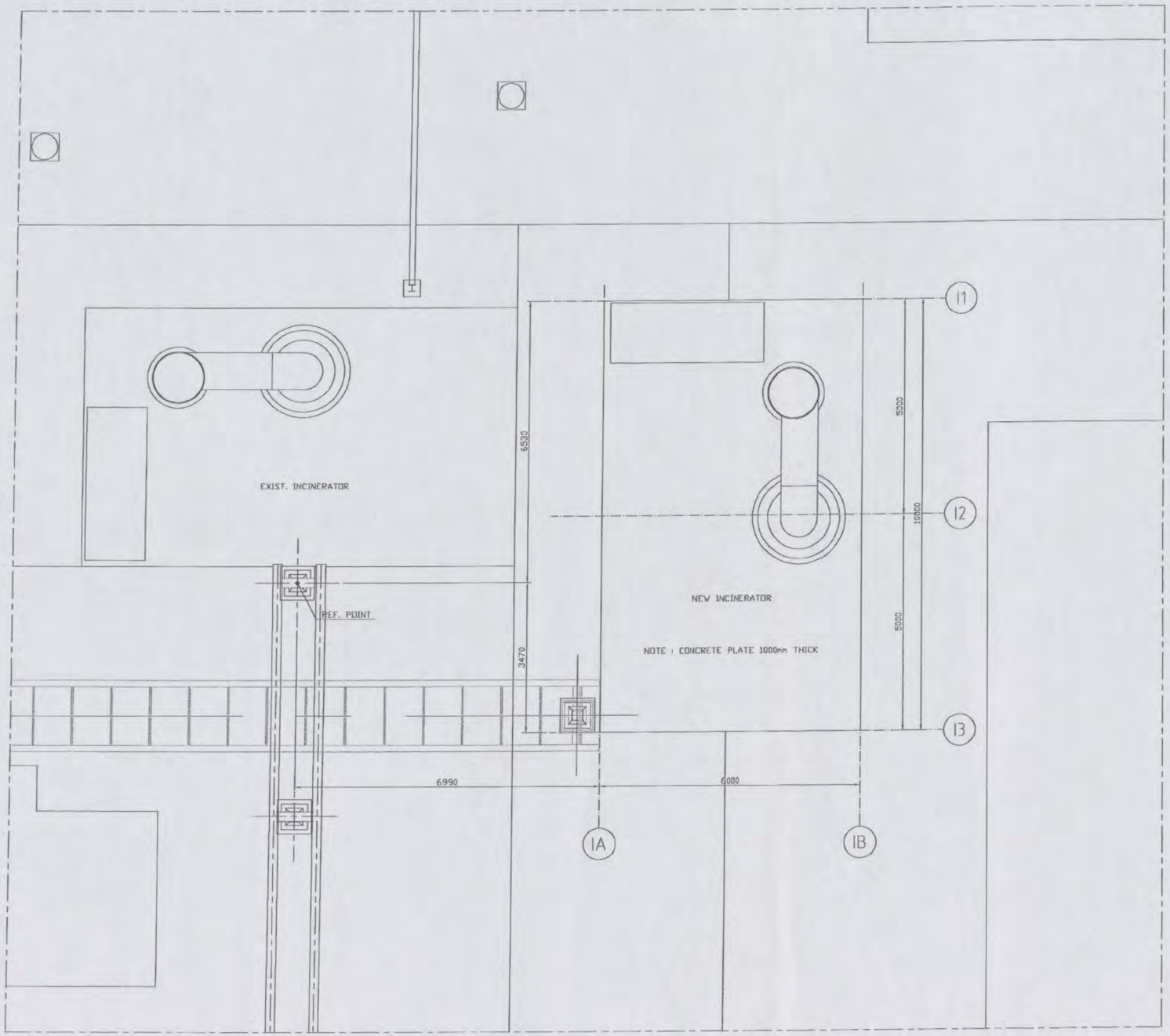

FOUNDATION LOCATION PLAN
SCALE 1:50

SHELL KEY-PLAN

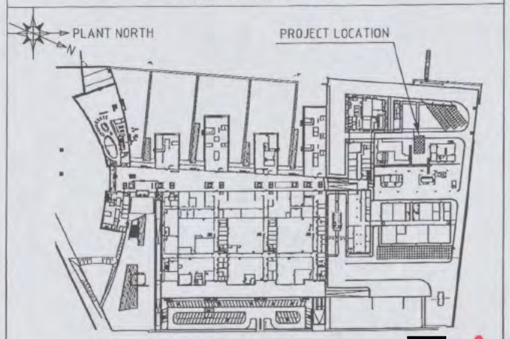

REFERENCE DRAWINGS

C-5463-11-1117-002	PILING PLAN INCINERATOR
-	
-	

[redacted] 18 JUL 2012 [redacted]

GENERAL NOTES

1. ALL DIMENSIONS ARE IN MM
2. ALL ELEVATION ARE ACC. NAP

Behoort bij de beschikking van het
Dagelijks Bestuur van het
Stadsdeel Amsterdam-Noord
dd. 26 JULI 2012

HOLDS

HOLD FOR NEW INCINERATOR INFO

KEY-PLAN

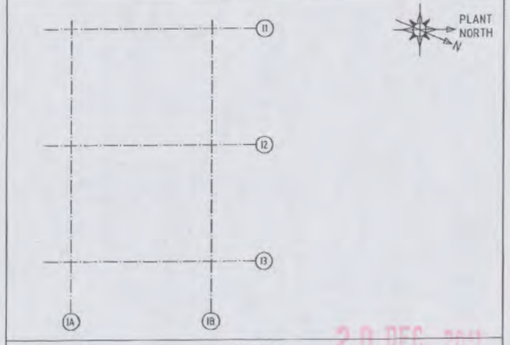

NOTES

20 DEC. 2011

FOR BUILDING PERMIT
09-12-2011 [redacted]

SPIE Controlec Engineering

ISSUE	DATE	Retnd. Designer	Sign/Init.	Retnd. Custodian	Sign/Init.	DESCRIPTION
0	09-12-2011	[redacted]				FOR BUILDING PERMIT

APPROVED BY

This document is confidential. Neither the whole nor any part of this document may be disclosed to any third party without the prior written consent of Shell Global Solutions International B.V. and Shell International Exploration and Production B.V., The Hague, The Netherlands. The copyright of this document is vested in these companies. All rights reserved. Neither the whole nor any part of this document may be reproduced, stored in any retrieval system or transmitted in any form or by any means (electronic, mechanical, reprographic, recording or otherwise) without the prior written consent of the copyright owners.

PLOT PLAN OMO INTEGRATED PILOT PLANT
INCINERATOR – FOUNDATION LOCATION PLAN

STANDARD DRAWING	SCALE: 1:100	Sheet No. 001 of 002	Size A1
SHELL GLOBAL SOLUTIONS INTERNATIONAL B.V. SHELL INTERNATIONAL EXPLORATION AND PRODUCTION B.V.	ID5463	DRG No. C 5463-11-1117	Issue 0

Filename:

the scale towards document
Image Engineering Scan Reference Chart TE263 Serial No. 318
Patch Reference numbers on UTT

Behoort bij de beschikking van het
Dagelijks Bestuur van het
Stadsdeel Amsterdam-Noord
dd. 26 JULI 2012

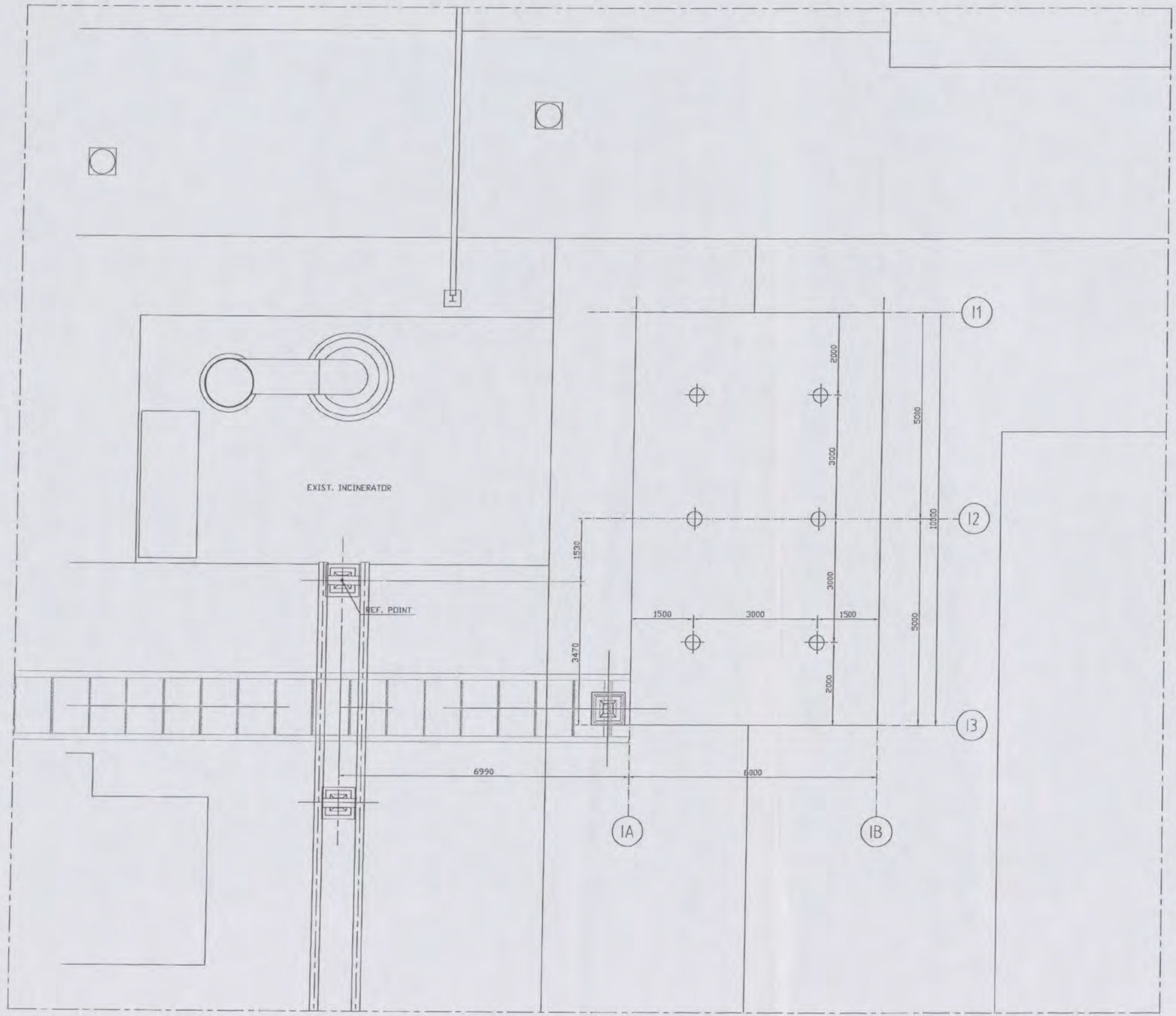

PILING PLAN
SCALE 1:50

SHELL KEY-PLAN

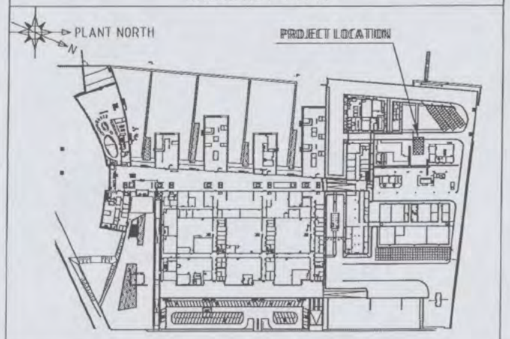

REFERENCE DRAWINGS

C-5463-11-1117-001 FOUNDATION LOCATION PLAN INCINERATOR
-
-

GENERAL NOTES

1. ALL DIMENSIONS ARE IN MM
2. ALL ELEVATION ARE ACC. NAP

⊕ = NEW PILES - TUBEX WITH GROUT INJECTION ø355/450, PILE TIP = NAP -21m (HOLD FOR GEOTECHNICAL REPORT)

HOLD FOR NEW INCINERATOR INFO

HOLDS
Behoort bij de beschikking van het
Dagelijks Bestuur van het
Stadsdeel Amsterdam-Noord
dd. 26 JULI 2012

KEY-PLAN

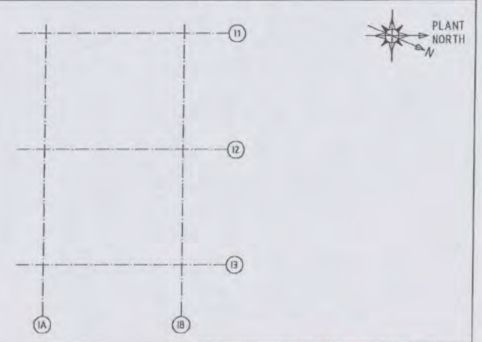

NOTES

20 DEC. 2011

FOR BUILDING PERMIT
09-12-2011
[redacted]

SPIE Controlec Engineering

ISSUE	DATE	Retnd. Sign/Init. Designer	Retnd. Sign/Init. Custodian	DESCRIPTION
D	06-12-2011	[redacted]		FOR BUILDING PERMIT

APPROVED BY

This document is confidential. Neither the whole nor any part of this document may be disclosed to any third party without the prior written consent of Shell Global Solutions International B.V. and Shell International Exploration and Production B.V., The Hague, The Netherlands. the copyright of this document is vested in these companies. All rights reserved. Neither the whole nor any part of this document may be reproduced, stored in any retrieval system or transmitted in any form or by any means (electronic, mechanical, reprographic, recording or otherwise) without the prior written consent of the copyright owners.

PLOT PLAN OMO INTEGRATED PILOT PLANT
INCINERATOR – PILING PLAN

STANDARD DRAWING	SCALE: 1:100	Sheet No. 002 of 002	Size A1
SHELL GLOBAL SOLUTIONS INTERNATIONAL B.V. SHELL INTERNATIONAL EXPLORATION AND PRODUCTION B.V.	ID 5463	DRG No. C 5463-11-1117 Issue 0	

Filename:

the scale towards document
Image Engineering Scan Reference Chart TE263 Serial No. 318

Behoort bij de beschikking van het
Dagelijks Bestuur van het
Stadsdeel Amsterdam-Noord
dd. 26 JULI 2012

De Main structure van OMO IPP is samengesteld uit 4 staalconstructies, welke gefundeerd staan op funderingsbalken op palen.

Het betreft de:

- R&R module (Reactor)
- PM1 module (Process 1)
- PM2 module (Process 2)
- CH module (Cat Handling)

Main structure OMO IPP



Gemeente Amsterdam
Stadsdeel Noord
03 JULI 2012
UBD / Vergunningen / Team Bouw
Constructie geen bezwaar

Behoort bij de beschikking van het
Dagelijks Bestuur van het
Stadsdeel Amsterdam-Noord
dd. 26 JULI 2012

De 4 staalconstructies t.o.v. elkaar

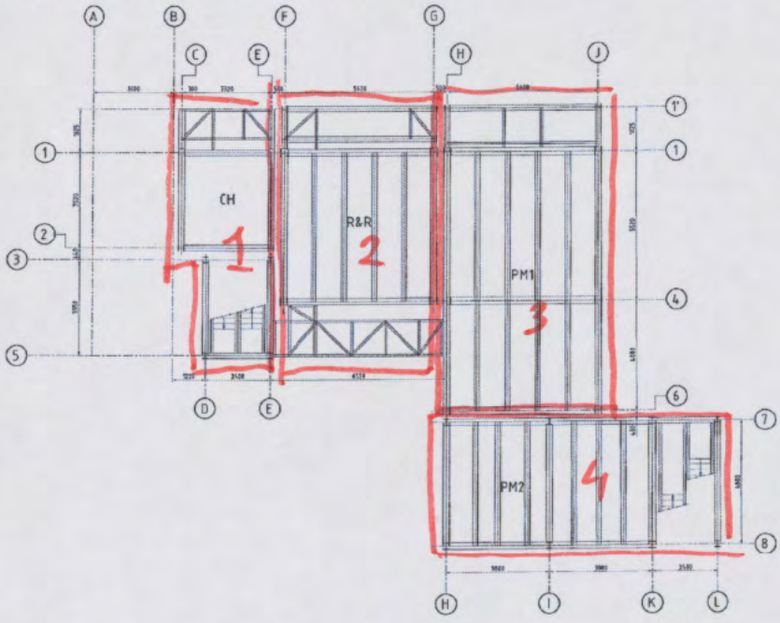

20 APR. 2012

De 4 staalconstructies zijn elk ontworpen als individueel sterk en stijf, zodat ze individueel minimaal voldoen aan de sterkte- en stijfheidseisen volgens de NEN-normen, ook tijdens bouw en transport.

Zo is bijvoorbeeld de maximale horizontale verplaatsing (BGT) bij de top van de R&R module 55 mm wanneer deze niet gekoppeld zou zijn met de overige modules.

55 mm < (h/500, NEN6702) 56 mm → OK, voldoet.

Echter:
Om onderlinge verplaatsingsverschillen te beperken is ervoor gekozen de verschillende modules onderling te koppelen: PM1 met PM2 en R&R met PM1.

De R&R en CH worden onderling niet gekoppeld: de onderlinge verplaatsingsverschillen zijn gering.

De R&R wordt op 2 posities gekoppeld aan de PM1 ter hoogte van de bovenste werkvloer (el +15,3 m). De koppeling leidt ertoe dat de globale maximale horizontale verplaatsing (BGT) van de top van de R&R nu minder dan 55 mm bedraagt.

De koppeling van de modules onderling heeft invloed op de krachtsverdeling. Derhalve wordt deze gekoppelde situatie volledig doorgerekend.

De koppelingen wordt als volgt gedetailleerd:
Plaatstukken die middels boutverbindingen gekoppeld zijn aan de modules. De platen worden aan weerszijden van aangrenzende kolommen / balken aangebracht, zodat de betreffende kolommen / balken niet excentrisch belast worden. De plaatstukken worden in hun eigen vlak belast.

Details dienen nog uitgewerkt te worden.

Het principe van de koppeling is in het verleden reeds toegepast bij vergelijkbare projecten. Hiervan zijn foto's toegevoegd.



Locatie koppelingen:

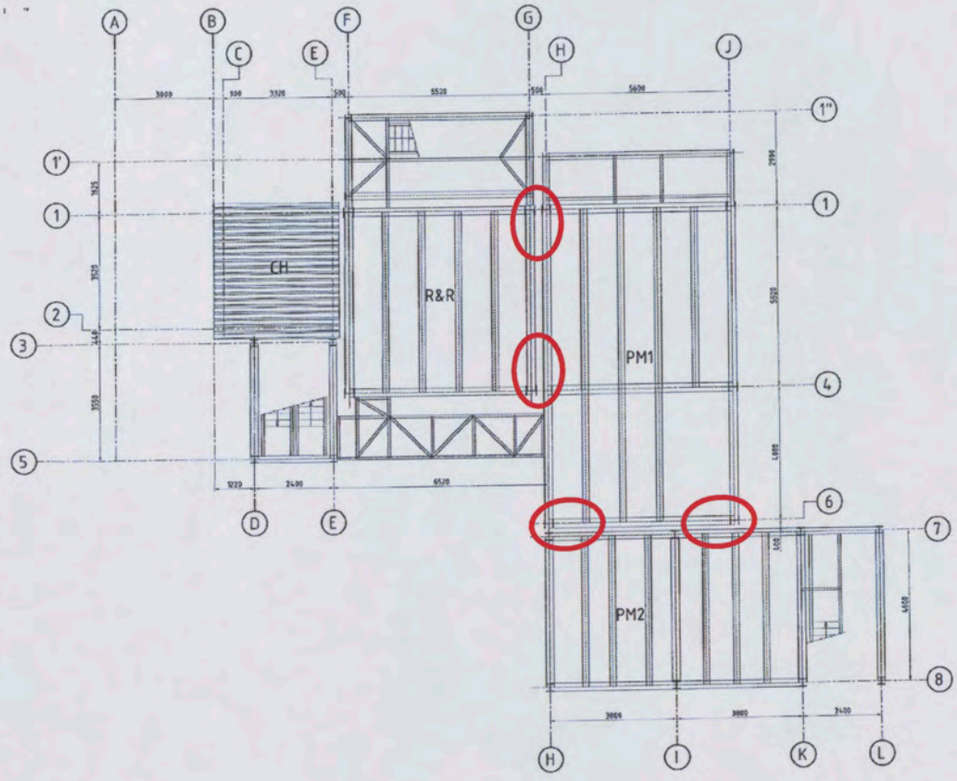







C1 B1 A1 C2 B2 A2 B5 A5 20 18 17 16 11
Patch Reference numbers on UTT
Image Engineering Scan Reference Chart TE263 Serial No. 318
10 09 03 02 01 C7 B7 A7 C8 B8 A8 C9 B9
the scale towards document





C1 B1 A1 C2 B2 A2 B5 A5 20 18 17 16 11
Patch Reference numbers on UTT
Image Engineering Scan Reference Chart TE263 Serial No. 318
10 09 03 02 01 C7 B7 A7 C8 B8 A8 C9 B9
the scale towards document

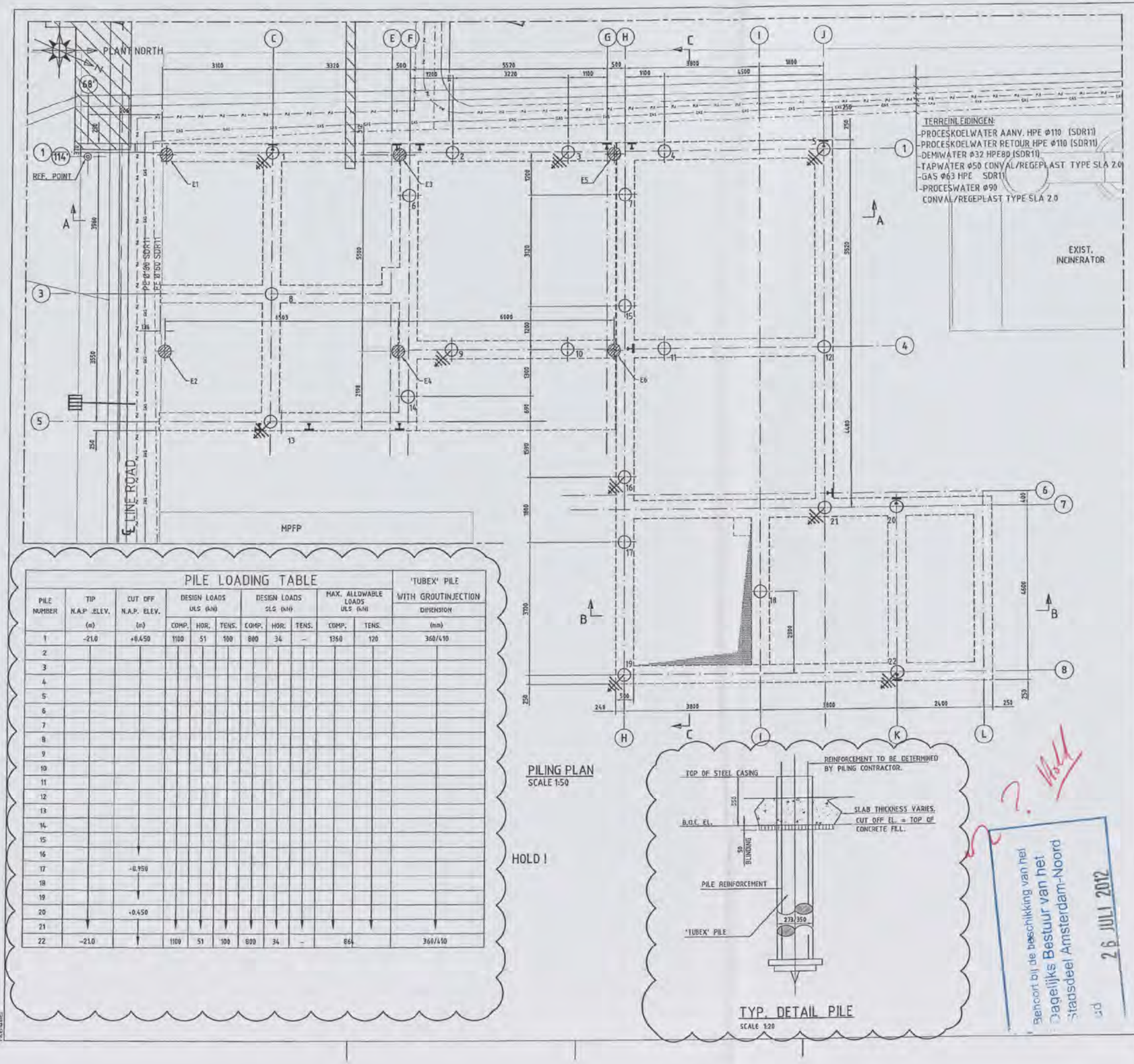

PILING PLAN
SCALE 1:50

PILE LOADING TABLE

PILE NUMBER	TIP N.A.P. ELEV. (m)	CUT OFF N.A.P. ELEV. (m)	DESIGN LOADS ULS (kN) COMP.	HOR.	TENS.	DESIGN LOADS SLS (kN) COMP.	HOR.	TENS.	MAX. ALLOWABLE LOADS ULS (kN) COMP.	TENS.	'TUBEX' PILE WITH GROUTINJECTION DIMENSION (mm)
1	-21.0	+0.450	1100	51	100	800	34	–	1360	120	360/410
2											
3											
4											
5											
6											
7											
8											
9											
10											
11											
12											
13											
14											
15											
16											
17		-8.950									
18											
19											
20		+0.450									
21											
22	-21.0		1100	51	100	800	34	–	864		360/410

TYP. DETAIL PILE
SCALE 1:20

SHELL KEY-PLAN

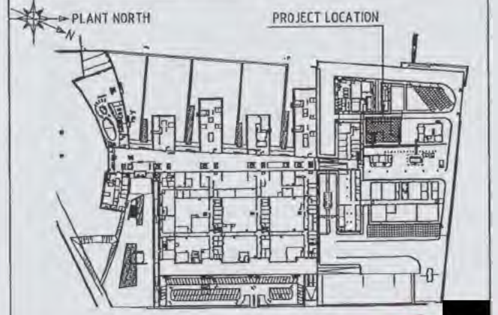

REFERENCE DRAWINGS

C-5463-11-1118-002	PILOT PLANT - FOUNDATION LOCATION PLAN
C-5463-11-1118-003	PILOT PLANT - FOUNDATION SECTIONS
C-5463-11-1118-004	PILOT PLANT - SUMP PIT LAYOUT

18 JULI 2012

GENERAL NOTES

1. ALL DIMENSIONS ARE IN MM.
2. ALL ELEVATIONS ARE ACCORDING TO N.A.P.
3. TOC = TOP OF CONCRETE; BOC = BOTTOM OF CONCRETE; TOS = TOP OF STEEL; IE = INVERT ELEVATION; HP = HIGH POINT; LP = LOW POINT; IT = INSIDE TOP
4. REFERENCE POINT, FOR COORDINATES SEE PILING PLAN.
5. EXPOSED CORNERS SHALL HAVE A MIN. OF 20mm CHAMFER.

= NEW PILES — TUBEX WITH GROUT INJECTION Ø355/450, PILE TIP = NAP -21m (HOLD FOR GEOTECHNICAL REPORT)
= GROUNDING ELECTRODE
= EXISTING PILES

MATERIALS

CONCRETE QUALITY : C28/35
ENVIRONMENTAL CLASS : XA2
CONCRETE BLINDING : 1h=50 mm

CONCRETE COVER ON OUTER REINFORCEMENT (SEE SHELL DEP 34.19.20.31-Gen.):
EXPOSED TO EARTH, WEATHER OR WATER : 50 mm
NOT EXPOSED TO WEATHER OR NOT IN CONTACT WITH THE GROUND : 40 mm

CONCRETE REINFORCEMENT = ~120 kg/m3

KEY-PLAN

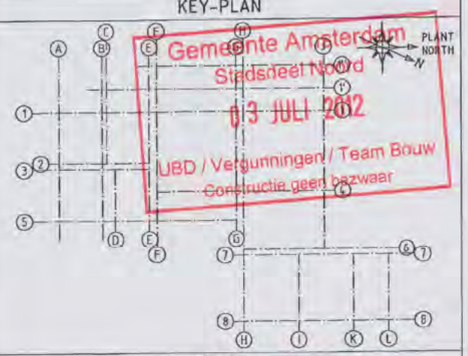

Gemeente Amsterdam
Stadsdeel Noord
03 JULI 2012
UBD / Vergunningen / Team Bouw
Constructie geen bezwaar

NOTES

0 8 JUNI 2012

FOR BUILDING PERMI
05-06-2012

SPIE Controlec

ISSUE	DATE	Initials Designer	Sign./Init. Resp. Discipline	DESCRIPTION
B				
A				
0	16-05-2012	[redacted]	[redacted]	FOR BUILDING PERMIT

APPROVED BY

The document is confidential, neither the whole nor any part of this document may be disclosed to any third party without the prior written consent of Shell Global Solutions International B.V. and Shell International Exploration and Production B.V., The Hague, The Netherlands. The copyright of this document is vested in these companies. All rights reserved. Neither the whole nor any part of this document may be reproduced, stored in any retrieval system or transmitted in any form or by any means (electronic, mechanical, reprographic, recording or otherwise) without the prior written consent of the copyright owners.

OMO INTEGRATED PILOT PLANT
PILOT PLANT – PILING PLAN

OMO INTEGRATED PILOT PLANT	SCALE: 1:50	Sheet No. 001 of 004	Size A1
SHELL GLOBAL SOLUTIONS INTERNATIONAL B.V. SHELL INTERNATIONAL EXPLORATION AND PRODUCTION B.V.	ID 5463	DRG No. C 5463-11-1118 Issue 0	

Behoort bij de beschikking van het Bevoegelijks Bestuur van het Stadsdeel Amsterdam-Noord
26 JULI 2012

Filename:

Behoort bij de beschikking van het
Dagelijks Bestuur van het
Stadsdeel Amsterdam-Noord
dd. 26 JULI 2012

STDS 1 JUL 81

Gemeente Amsterdam
Stadsdeel Noord
03 JULI 2012
Unit V Vergunningen - Team Bouw
Behandelde geen bezwaar

0 8 JUNI 2012

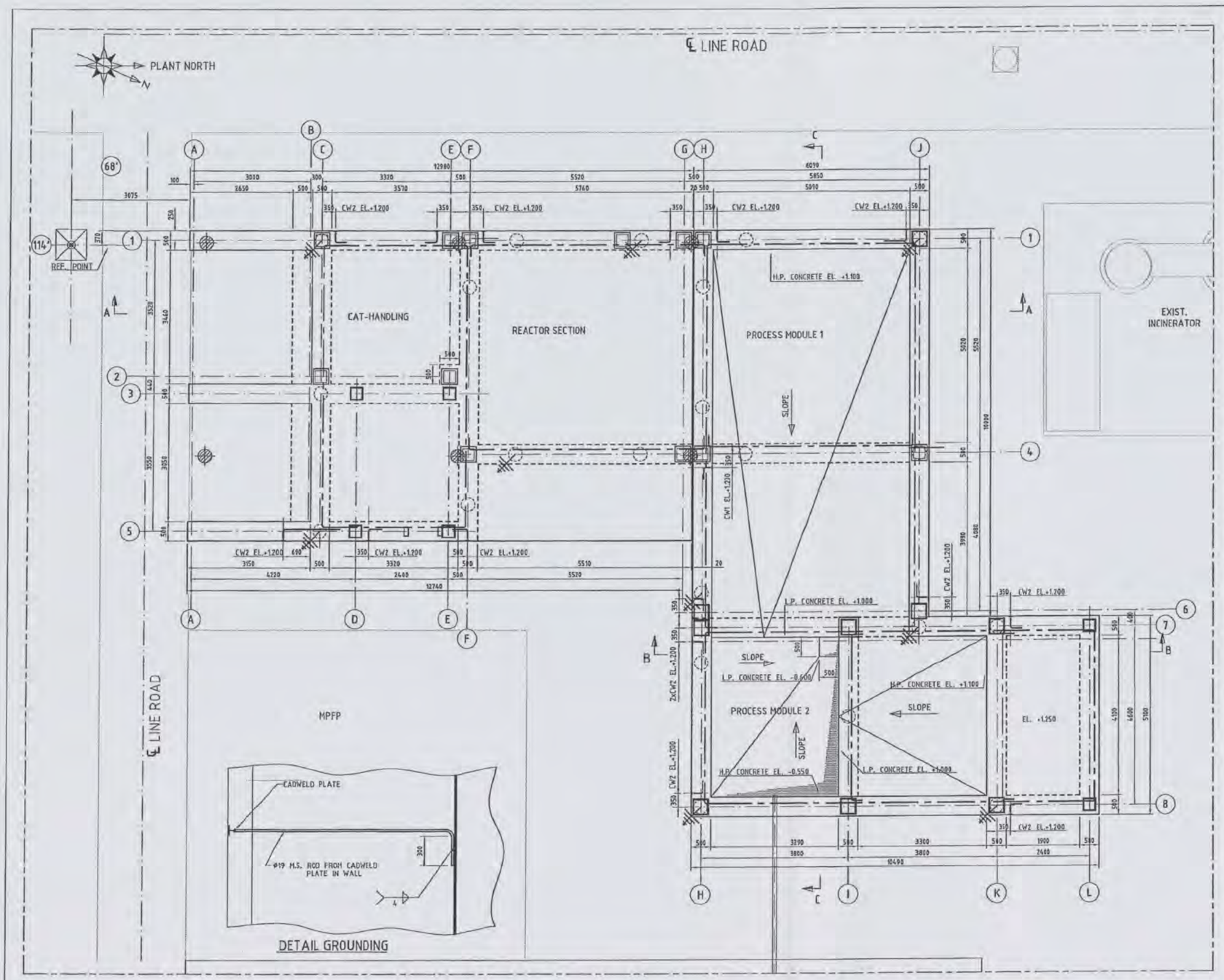

FOUNDATION LOCATION PLAN
SCALE 1:50

SHELL KEY-PLAN

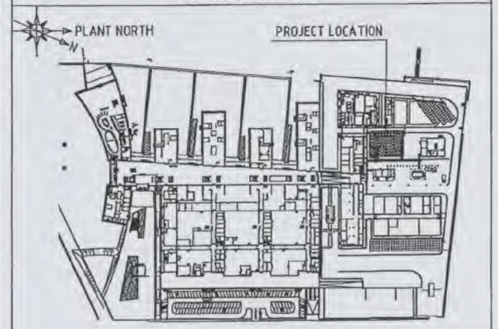

REFERENCE DRAWINGS

C-5463-11-1118-001	PILOT PLANT - PILING PLAN
C-5463-11-1118-003	PILOT PLANT - FOUNDATION SECTIONS
C-5463-11-1118-004	PILOT PLANT - SUMP PIT LAYOUT

GENERAL NOTES

1. ALL DIMENSIONS ARE IN MM.
2. ALL ELEVATIONS ARE ACCORDING TO N.A.P.
3. TOC = TOP OF CONCRETE; BOC = BOTTOM OF CONCRETE; TOS = TOP OF STEEL; IE = INVERT ELEVATION; HP = HIGH POINT; LP = LOW POINT; IT = INSIDE TOP
4. REFERENCE POINT, FOR COORDINATES SEE PILING PLAN.
5. EXPOSED CORNERS SHALL HAVE A MIN. OF 20mm CHAMFER.

- = CAST-IN CADWELD PLATE
- M.S. = MILDSTEEL
- CW1 = CADWELD PLATE MARK "ERICO", TYPE DB-12K } OR EQUAL APPROVED
- CW2 = CADWELD PLATE MARK "ERICO", TYPE B-162-12KS }
- = NEW PILES - TUREK WITH GROUT INJECTION Ø355/450, PILE TIP = NAP -21m (HOLD FOR GEOTECHNICAL REPORT)
- = GROUNDING ELECTRODE

MATERIALS

CONCRETE QUALITY	: C28/35
ENVIRONMENTAL CLASS	: XA2
CONCRETE BLINDING	: th=50 mm

CONCRETE COVER ON OUTER REINFORCEMENT (SEE SHELL DEP 34.19.20.31-Gen.):
EXPOSED TO EARTH, WEATHER OR WATER : 50 mm
NOT EXPOSED TO WEATHER OR NOT IN CONTACT WITH THE GROUND : 40 mm

CONCRETE REINFORCEMENT = ~120 kg/m3

KEY-PLAN

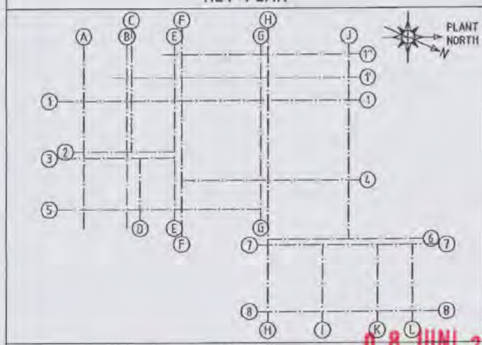

NOTES

0 8 JUNI 2012

FOR BUILDING PERMIT
05-06-2012

SPIE ControLec Engineering

ISSUE	DATE	Initials Sign/eng. Designer	Initials Sign/eng. Custodian	DESCRIPTION
D				
A				
0	18-04-2012	[redacted]	[redacted]	FOR BUILDING PERMIT

APPROVED BY

This document is confidential. Neither this whole nor any part of it/s document may be disclosed to any third party without the prior written consent of Shell Global Solutions International B.V. and Shell International Exploration and Production B.V., The Hague, The Netherlands. The copyright of this document is vested in these companies. All rights reserved. Neither the whole nor any part of this document may be reproduced, stored in any retrieval system or transmitted in any form or by any means (electronic, mechanical, reprographic, recording or otherwise) without the prior written consent of the copyright owners.

OMO INTEGRATED PILOT PLANT
PILOT PLANT – FOUNDATION LOCATION PLAN

OMO INTEGRATED PILOT PLANT	SCALE: 1:50	Sheet No. 002 of 004	Size A1
SHELL GLOBAL SOLUTIONS INTERNATIONAL B.V. / SHELL INTERNATIONAL EXPLORATION AND PRODUCTION B.V.	ID 5463	DRG No. C 5463-11-1118	Issue 0

Behoort bij de beschikking van het
Dagelijks Bestuur van het
Stadsdeel Amsterdam-Noord
dd.
26 JULI 2012

Filename:

Behoort bij de beschikking van het
Dagelijks Bestuur van het
Stadsdeel Amsterdam-Noord
dd.

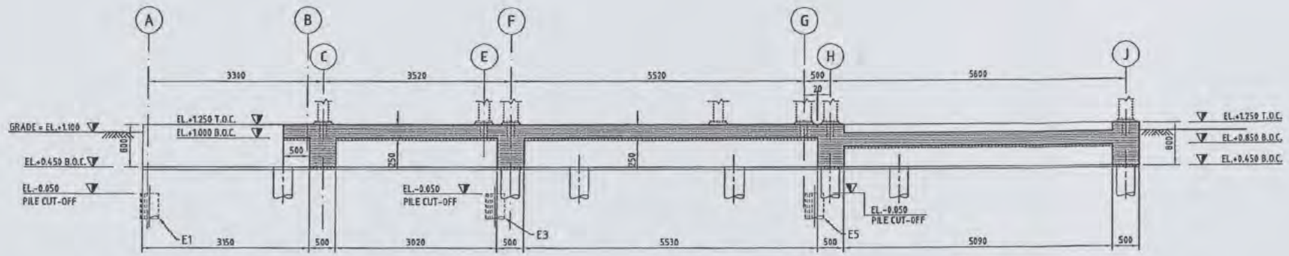

SECTION A-A
SCALE 1:50

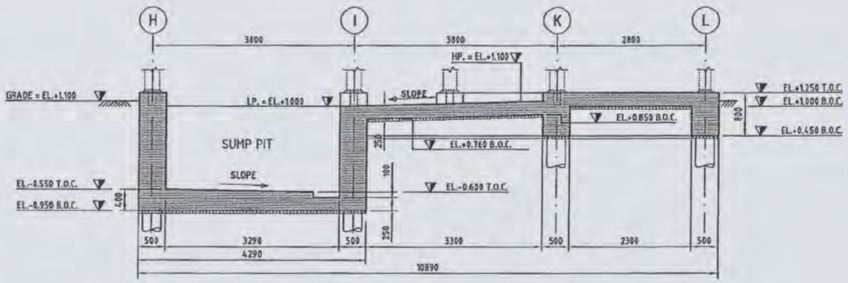

SECTION B-B
SCALE 1:50

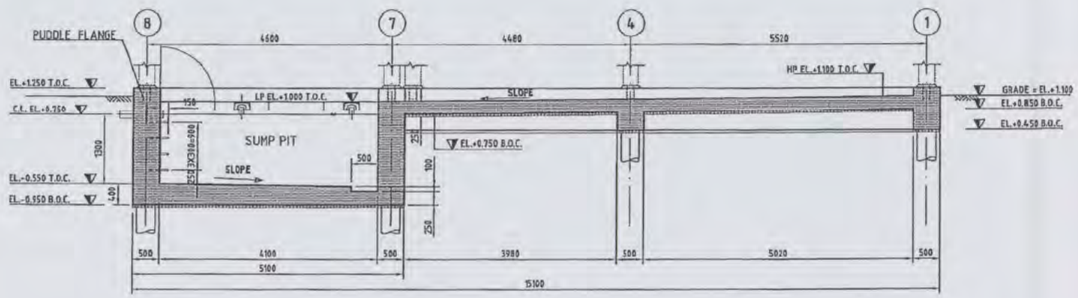

SECTION C-C
SCALE 1:50

Behoort bij de beschikking van het
Dagelijks Bestuur van het
Stadsdeel Amsterdam-Noord
dd. 26 JULI 2012

SHELL KEY-PLAN

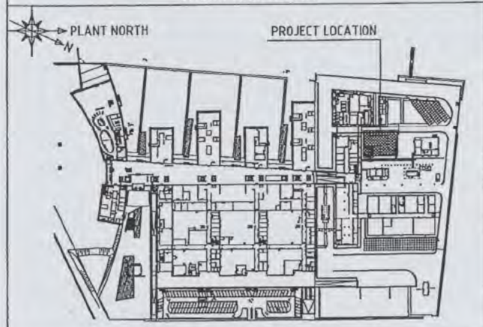

REFERENCE DRAWINGS

C-5463-11-1118-001	PILOT PLANT - PILING PLAN
C-5463-11-1118-002	PILOT PLANT - FOUNDATION LOCATION PLAN
C-5463-11-1118-004	PILOT PLANT - SUMP PIT LAYOUT

GENERAL NOTES

1. ALL DIMENSIONS ARE IN MM
2. ALL ELEVATIONS ARE ACCORDING TO N.A.P.
3. TOC = TOP OF CONCRETE; BOC = BOTTOM OF CONCRETE; TOS = TOP OF STEEL; IE = INVERT ELEVATION; HP = HIGH POINT; LP = LOW POINT; IT = INSIDE TOP
4. REFERENCE POINT, FOR COORDINATES SEE PILING PLAN.
5. EXPOSED CORNERS SHALL HAVE A MIN. OF 20mm CHAMFER.

= NEW PILES - SEE C-5463-11-1002-001
= EXISTING PILES
= SHEAR KEY

MATERIALS

REINFORCED IN-SITU CONCRETE

CONCRETE QUALITY : C28/35
ENVIRONMENTAL CLASS : XA2
CONCRETE BLINDING : th=50 mm

CONCRETE COVER ON OUTER REINFORCEMENT (SEE SHELL DEP 34.19.20.31-Gen.)
EXPOSED TO EARTH, WEATHER OR WATER : 50 mm
NOT EXPOSED TO WEATHER OR NOT IN CONTACT WITH THE GROUND : 40 mm

CONCRETE REINFORCEMENT = 120 kg/m3

KEY-PLAN

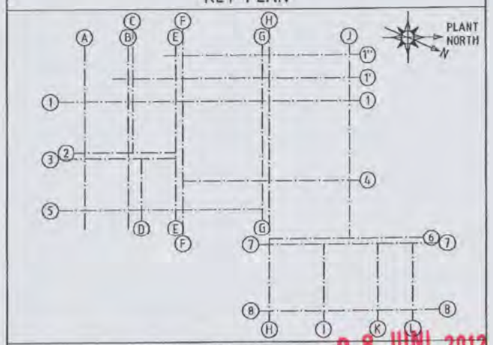

NOTES

0 8 JUNI 2012

FOR BUILDING PERMI [redacted]
05-06-2012

SPIE Controlec

ISSUE	DATE	Initial Sign/Init. Designer	Initial Sign/Init. Custodian	DESCRIPTION
B				
A				
0	05-06-2012	[redacted]	[redacted]	FOR BUILDING PERMIT

APPROVED BY

This document is confidential. Neither the whole nor any part of this document may be disclosed to any third party without the prior written consent of Shell Global Solutions International B.V. and Shell International Exploration and Production B.V., The Hague, The Netherlands. The copyright of this document is vested in these companies. All rights reserved. Neither the whole nor any part of this document may be reproduced, stored in any retrieval system or transmitted in any form or by any means (electronic, mechanical, reprographic, recording or otherwise) without the prior written consent of the copyright owners.

OMO INTEGRATED PILOT PLANT
PILOT PLANT - FOUNDATION SECTIONS

OMO INTEGRATED PILOT PLANT	SCALE: 1:50	Sheet No. 003 of 004	Size A1
SHELL GLOBAL SOLUTIONS INTERNATIONAL B.V. SHELL INTERNATIONAL EXPLORATION AND PRODUCTION B.V.	ID 5463	DRG No. C 5463-11-1118	Issue 0

Filenames

the scale towards document
Image Engineering Scan Reference Chart IT8/1 Serial No. 348
Patch Reference numbers on IT7

Behoort bij de beschikking van het
Dagelijks Bestuur van het
Stadsdeel Amsterdam-Noord
dd. 26 JULI 2012

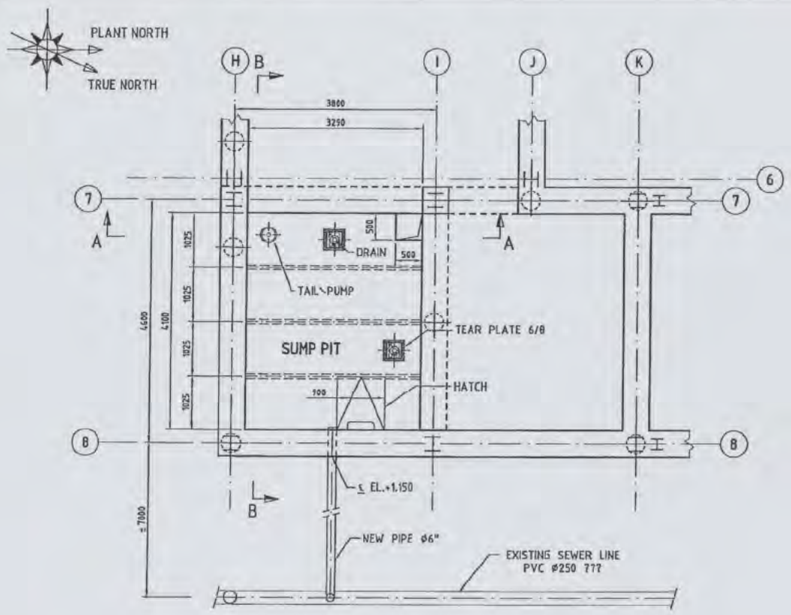

PLAN ON EL.+1.000 T.O.C.
SCALE 1:50

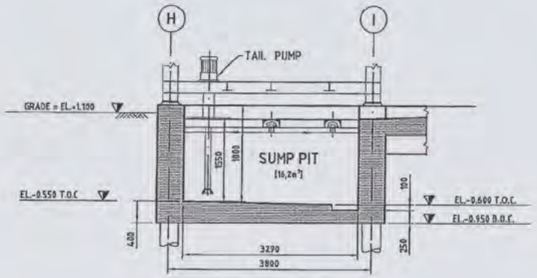

SECTION A-A
SCALE 1:50

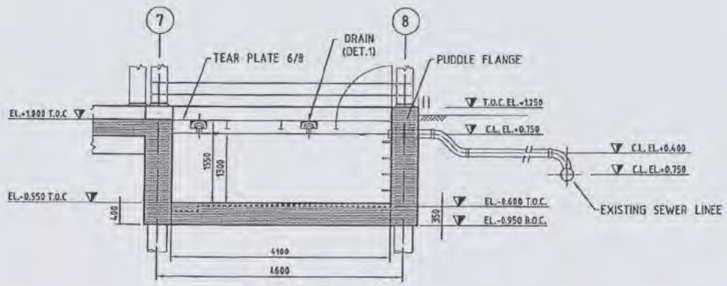

SECTION B-B
SCALE 1:50

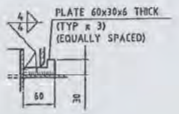

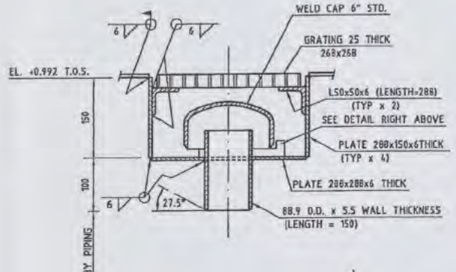

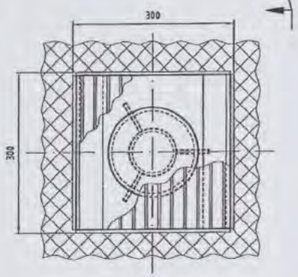

DETAIL 1
SCALE 1:5

Behoort bij de beschikking van het
Dagelijks Bestuur van het
Stadsdeel Amsterdam-Noord
dd. 26 JULI 2012

SHELL KEY-PLAN

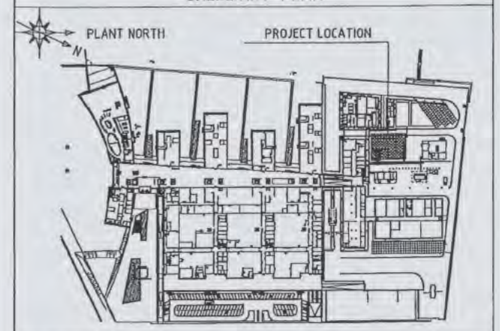

REFERENCE DRAWINGS

C-5463-11-1118-001	PILOT PLANT - PILING PLAN
C-5463-11-1118-002	PILOT PLANT - FOUNDATION LOCATION PLAN
C-5463-11-1118-003	PILOT PLANT - FOUNDATION SECTIONS

GENERAL NOTES

1. ALL DIMENSIONS ARE IN MM
2. ALL ELEVATIONS ARE ACCORDING TO N.A.P.
3. T.O.C. = TOP OF CONCRETE; B.O.C. = BOTTOM OF CONCRETE; T.O.S. = TOP OF STEEL; IE = INVERT ELEVATION; HP = HIGH POINT; LP = LOW POINT; IT = INSIDE TOP
4. REFERENCE POINT, FOR COORDINATES SEE PILING PLAN.
5. EXPOSED CORNERS SHALL HAVE A MIN. OF 20mm CHAMFER.

⊕ = NEW PILES - SEE C-5413-11-1002-001
⊕ = EXISTING PILES
⊕ = SHEAR KEY

MATERIALS

REINFORCED IN-SITU CONCRETE

CONCRETE QUALITY	: C28/35
ENVIRONMENTAL CLASS	: XA2
CONCRETE BLINDING	: fh=50 mm

CONCRETE COVER ON OUTER REINFORCEMENT (SEE SHELL DEP 34.19.20.31-Gen.):
EXPOSED TO EARTH, WEATHER OR WATER : 50 mm
NOT EXPOSED TO WEATHER OR NOT IN CONTACT WITH THE GROUND : 40 mm

CONCRETE REINFORCEMENT = ~120 kg/m³

KEY-PLAN

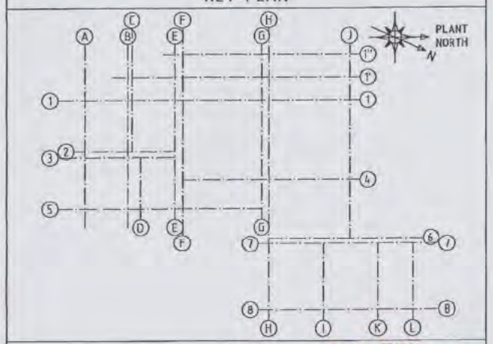

NOTES

0 8 JUNI 2012

FOR BUILDING PERMI[redacted]
05-06-2012

SPIE Controlec Engineering

ISSUE	DATE	DESIGNED BY/INT. Dahlgrun	CHECKED BY/INT. Custodius	DESCRIPTION
B				
A				
0	05-06-2012	[redacted]	[redacted]	FOR BUILDING PERMIT

APPROVED BY

This document is confidential. Neither the whole nor any part of this document may be disclosed to any third party without the prior written consent of Shell Global Solutions International B.V. and Shell International Exploration and Production B.V., The Hague, The Netherlands. The copyright of this document is vested in these companies. All rights reserved. Neither the whole nor any part of this document may be reproduced, stored in any retrieval system or transmitted in any form or by any means (electronic, mechanical, reprographic, recording or otherwise) without the prior written consent of the copyright owners.

OMO INTEGRATED PILOT PLANT
PILOT PLANT – SUMP PIT LAYOUT

OMO INTEGRATED PILOT PLANT	SCALE: 1:50	Sheet No. 004 of 004	Size A1
SHELL GLOBAL SOLUTIONS INTERNATIONAL B.V. SHELL INTERNATIONAL EXPLORATION AND PRODUCTION B.V.	ID5463	DMS No. C 5463-11-1118 Issue 0	

Filename:

Behoort bij de beschikking van het
Dagelijks Bestuur van het
Stadsdeel Amsterdam-Noord
dd. 26 JULI 2012

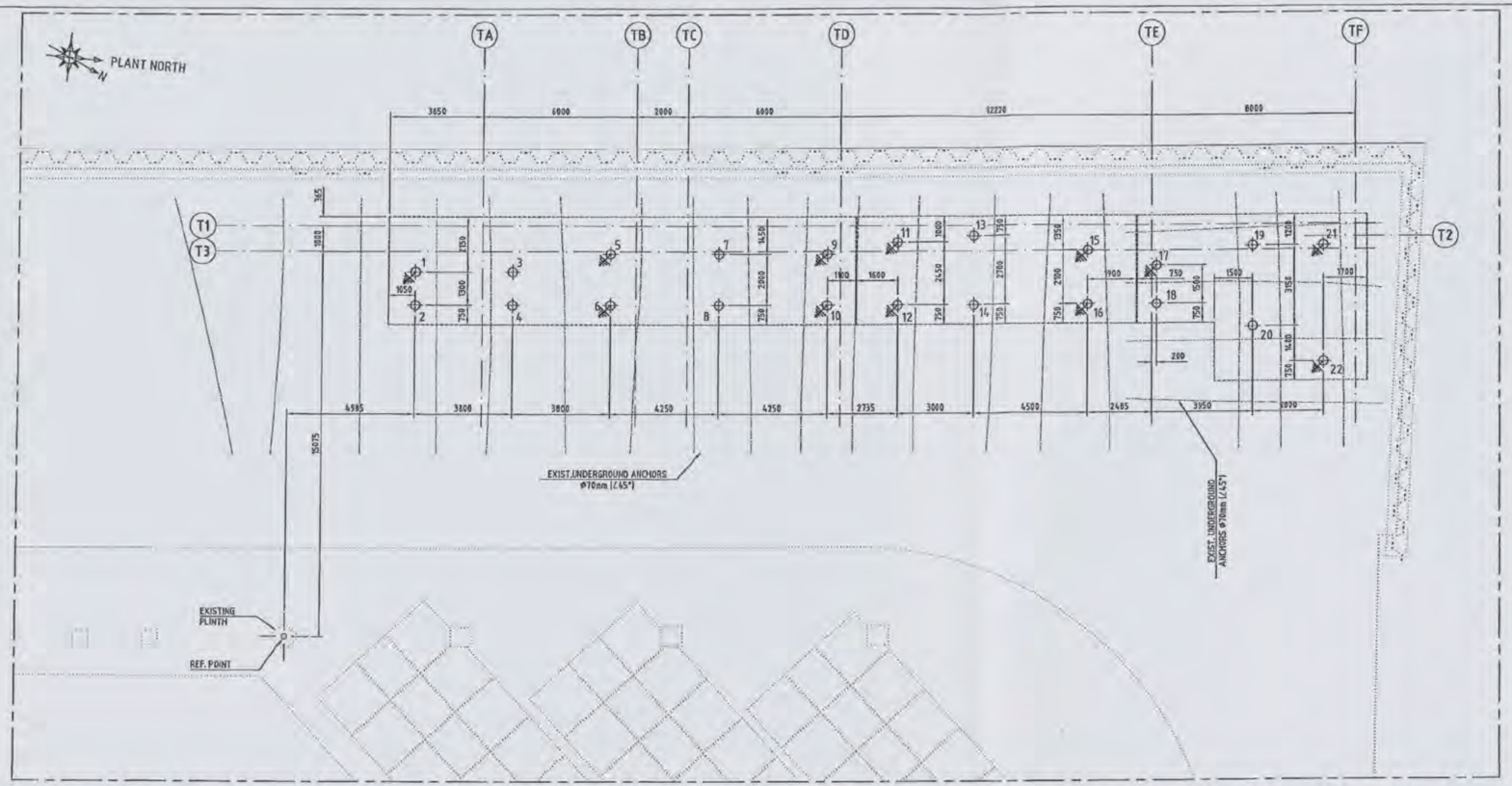

PILING PLAN
SCALE 1:100

PILE LOADING TABLE

PILE NUMBER	TIP N.A.P .ELEV. (m)	CUT OFF N.A.P. ELEV. (m)	DESIGN LOADS ULS (KN) COMP.	DESIGN LOADS ULS (KN) HOR.	DESIGN LOADS ULS (KN) TENS.	DESIGN LOADS SLS (KN) COMP.	DESIGN LOADS SLS (KN) HOR.	DESIGN LOADS SLS (KN) TENS.	MAX. ALLOWABLE LOADS ULS (KN) COMP.	MAX. ALLOWABLE LOADS ULS (KN) TENS.	'TUBEX' PILE WITH GROUTINJECTION DIMENSION (mm)
1	-20.0	+0.700	700	30	110	530	20	60	1036	364	360
2	↓	↓	↓	↓	↓	↓	↓	↓	↓	↓	↓
3	↓	↓	↓	↓	↓	↓	↓	↓	↓	↓	↓
4	↓	↓	↓	↓	↓	↓	↓	↓	↓	↓	↓
5	↓	↓	↓	↓	↓	↓	↓	↓	↓	↓	↓
6	↓	↓	↓	↓	↓	↓	↓	↓	↓	↓	↓
7	↓	↓	↓	↓	↓	↓	↓	↓	↓	↓	↓
8	↓	↓	↓	↓	↓	↓	↓	↓	↓	↓	↓
9	↓	↓	↓	↓	↓	↓	↓	↓	↓	↓	↓
10	↓	↓	↓	↓	↓	↓	↓	↓	↓	↓	↓
11	-21.5	+0.550	1115	12	–	805	8	–	1552	355	↓
12	↓	↓	↓	↓	↓	↓	↓	↓	↓	↓	↓
13	↓	↓	↓	↓	↓	↓	↓	↓	↓	↓	↓
14	↓	↓	↓	↓	↓	↓	↓	↓	↓	↓	↓
15	↓	↓	↓	↓	↓	↓	↓	↓	↓	↓	↓
16	↓	↓	↓	↓	↓	↓	↓	↓	↓	↓	↓
17	-21.0	+0.700	670	16	–	500	10	–	1057	355	↓
18	↓	↓	↓	↓	↓	↓	↓	↓	↓	↓	↓
19	↓	↓	↓	↓	↓	↓	↓	↓	↓	↓	↓
20	↓	↓	↓	↓	↓	↓	↓	↓	↓	↓	↓
21	↓	↓	↓	↓	↓	↓	↓	↓	↓	↓	↓
22	↓	↓	↓	↓	↓	↓	↓	↓	↓	↓	360

HOLD !

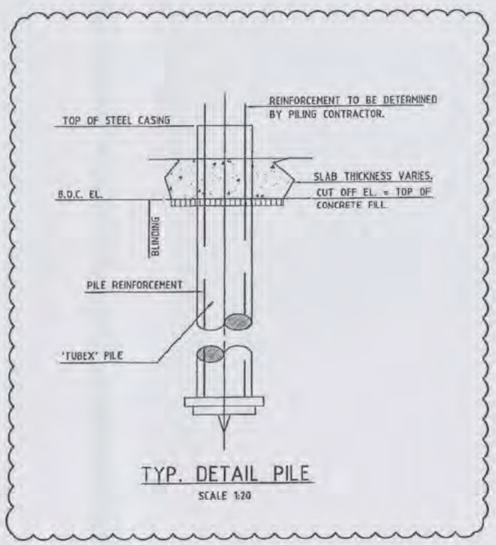

TYP. DETAIL PILE
SCALE 1:20

SHELL KEY-PLAN

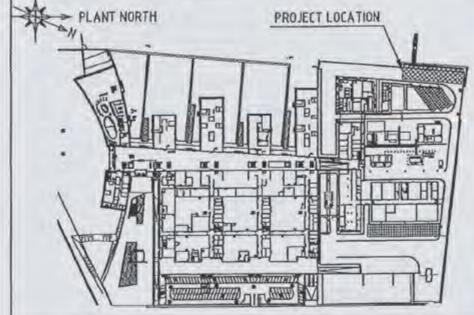

REFERENCE DRAWINGS

C-5463-11-1119-002 TANK FARM - FOUNDATION LOCATION PLAN

GENERAL NOTES

1. ALL DIMENSIONS ARE IN MM.
2. ALL ELEVATIONS ARE ACCORDING TO N.A.P.

= NEW PILES - TUBEX WITH GROUT INJECTION ø355/450, PILE TIP = NAP -21m (HOLD FOR GEOTECHNICAL REPORT)

= GROUNDING ELECTRODE

1. DIMENSION T-101
2. FLOOR ELEVATIONS

HOLDS

Behoort bij de beschikking van het
Dagelijks Bestuur van het
Stadsdeel Amsterdam-Noord
d.d. 26 JULI 2012

KEY-PLAN

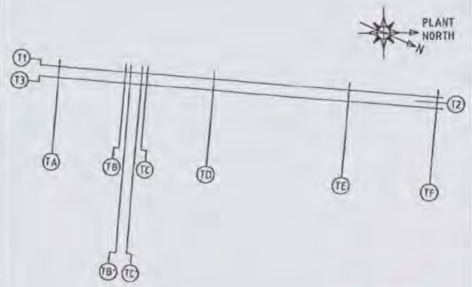

NOTES

0 8 JUNI 2012

FOR BUILDING PERMIT
05-06-2012

SPIE Controlec Engineering

ISSUE	DATE	Initials Sign/init. Designer	Initials Sign/init. Quotation	DESCRIPTION
G				
B				
A				
0	26-06-2012	[redacted]	[redacted]	FOR BUILDING PERMIT

APPROVED BY

This document is confidential. Neither the whole nor any part of this document may be disclosed to any third party without the prior written consent of Shell Global Solutions International BV and Shell International Exploration and Production B.V., The Hague, The Netherlands. The copyright of this document is vested in these companies. All rights reserved. Neither the whole nor any part of this document may be reproduced, stored in any retrieval system or transmitted in any form or by any means (electronic, mechanical, reprographic, recording or otherwise) without the prior written consent of the copyright owners.

PLOT PLAN OMO INTEGRATED PILOT PLANT
TANK FARM – PILING PLAN

OMO INTEGRATED PILOT PLANT	SCALE: 1:100	Sheet No. 001 of 002	Size A1
SHELL GLOBAL SOLUTIONS INTERNATIONAL B.V. SHELL INTERNATIONAL EXPLORATION AND PRODUCTION B.V.	ID 5463	DRG No. C 5463-11-1119 Issue 0	

Filename:

Behoort bij de beschikking van het
Dagelijks Bestuur van het
Stadsdeel Amsterdam-Noord
dd.

0 8 JUNI 2015

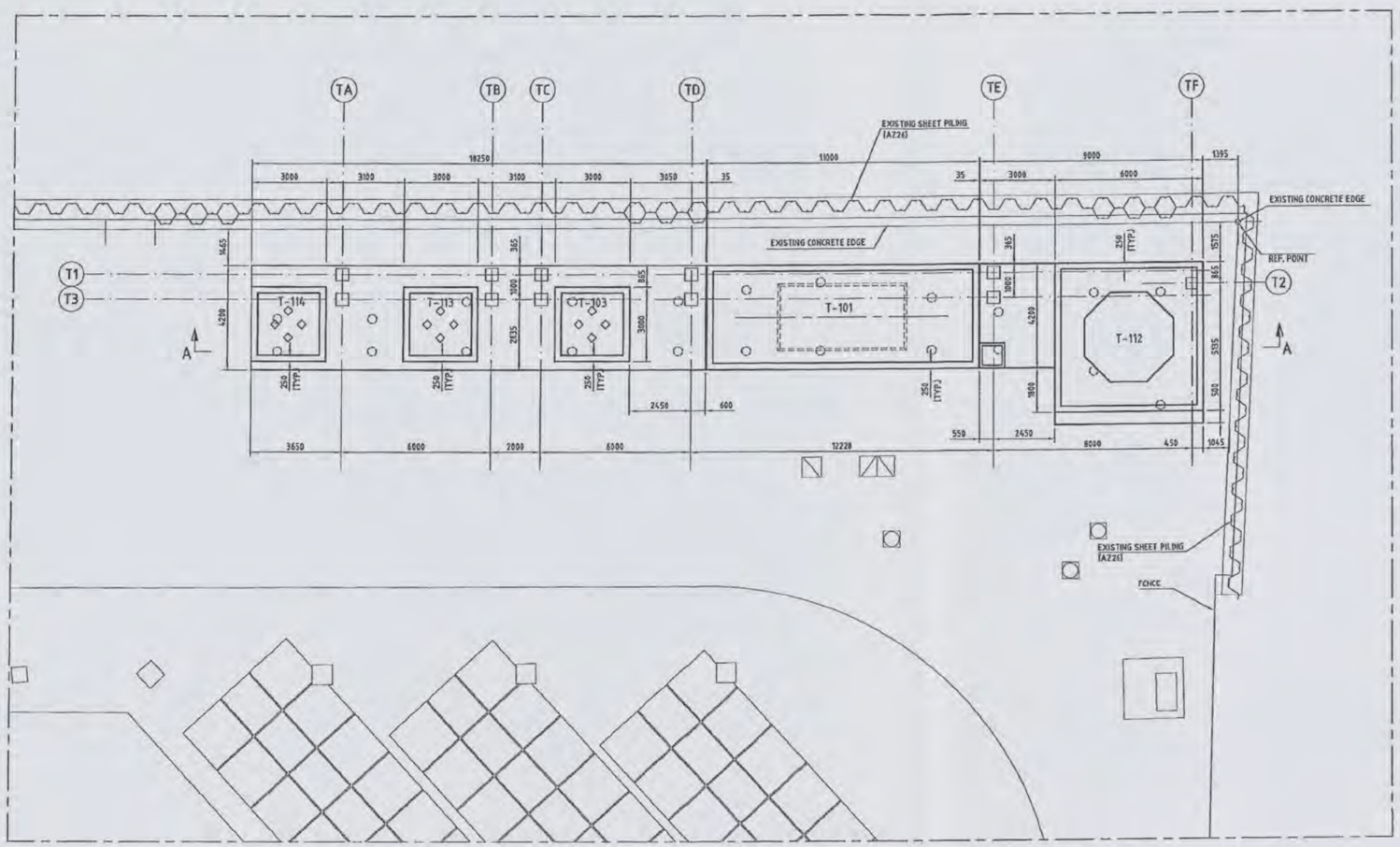

FOUNDATION LOCATION PLAN
SCALE 1:100

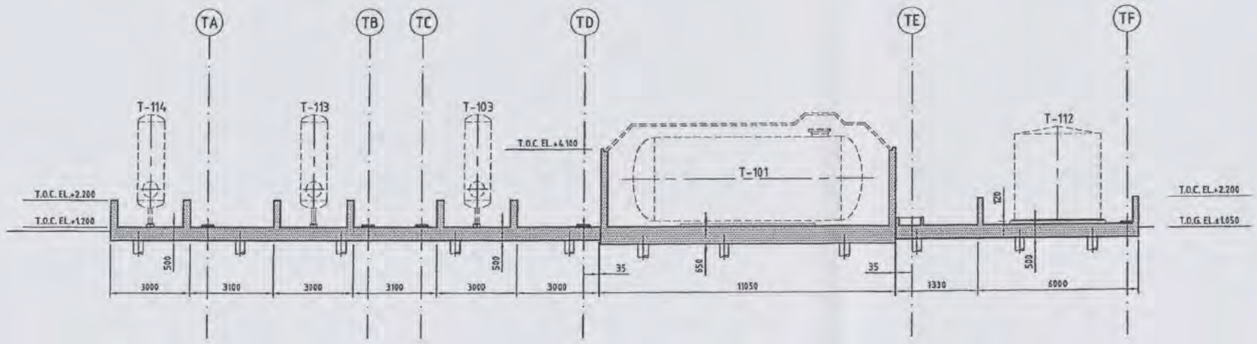

SECTION A-A
SCALE 1:100

Behoort bij de beschikking van het
Dagelijks Bestuur van het
Stadsdeel Amsterdam-Noord
dd. 26 JULI 2012

SHELL KEY-PLAN

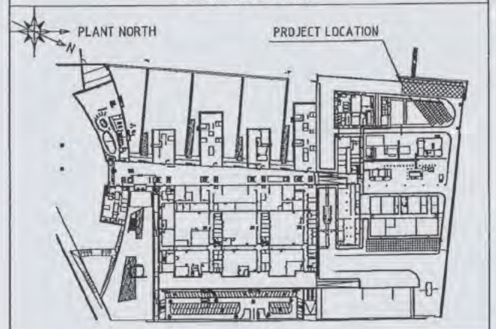

REFERENCE DRAWINGS

C-5463-11-1119-001 TANK FARM - PILING PLAN

GENERAL NOTES

1. ALL DIMENSIONS ARE IN MM
2. ALL ELEVATIONS ARE ACCORDING TO N.A.P.

⊕ = NEW PILES - TUBEX WITH GROUT INJECTION Ø355/450, PILE TIP ± NAP -21m (HOLD FOR GEOTECHNICAL REPORT)

HOLDS

1. DIMENSION T-101
2. FLOOR ELEVATIONS

KEY-PLAN

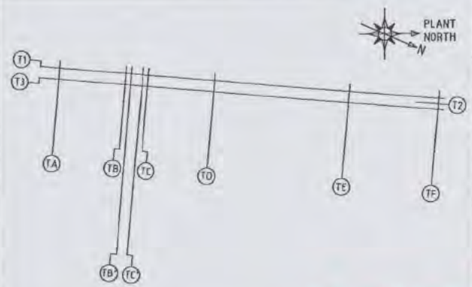

NOTES

FOR BUILDING PERM[redacted]
05-06-2012

0 8 JUNI 2012

SPIE Controlec Engineering

ISSUE	DATE	Initials	pgy/mc Designer	Initials	pgy/mc Quotation	DESCRIPTION
C						
B						
A						
0	22-12-2011	[redacted]				FOR BUILDING PERMIT

APPROVED BY

This document is confidential. Neither the whole nor any part of this document may be disclosed to any third party without the prior written consent of Shell Global Solutions International B.V. and Shell International Exploration and Production B.V., The Hague, The Netherlands. The copyright of this document is vested in those companies. All rights reserved. Neither the whole nor any part of this document may be reproduced, stored in any retrieval system or transmitted in any form or by any means (electronic, mechanical, reprographic, recording or otherwise) without the prior written consent of the copyright owners.

PLOT PLAN OMO INTEGRATED PILOT PLANT
TANK FARM – FOUNDATION LOCATION PLAN

OMO INTEGRATED PILOT PLANT	SCALE: 1:100	Sheet No. 002 of 002	Size A1
SHELL GLOBAL SOLUTIONS INTERNATIONAL B.V. SHELL INTERNATIONAL EXPLORATION AND PRODUCTION B.V.	ID 5463	DRG No. C 5463-11-1119 Issue 0	

Filename:

the scale towards document
Image Engineering Scale Reference Chart 17.0.0.1 Serial No.
Path Reference number: cm1.ITT

Behoort bij de beschikking van het
Dagelijks Bestuur van het
Stadsdeel Amsterdam-Noord
dd.
26 JUL! 2012

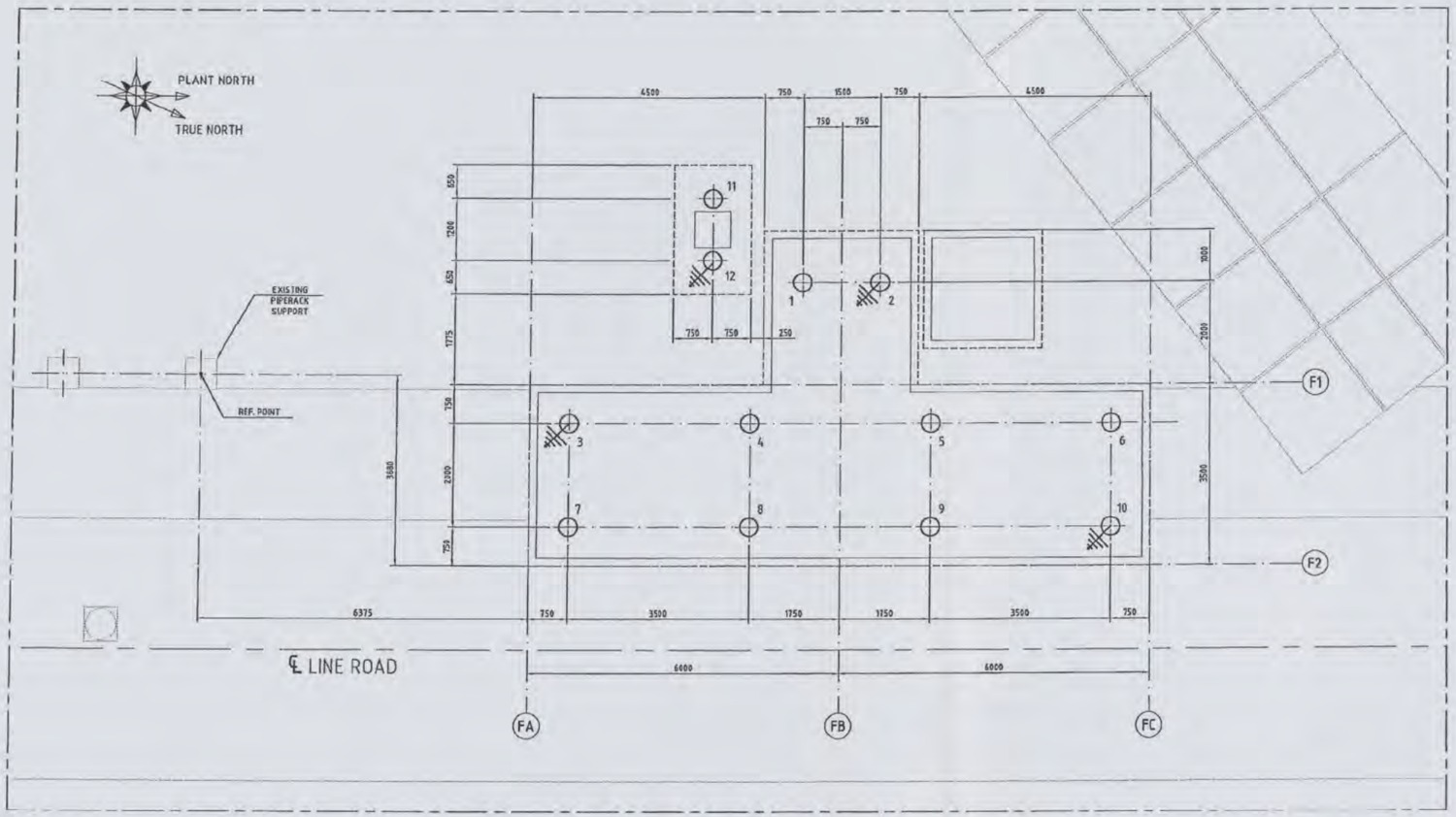

PILING PLAN
SCALE 1:50

PILE LOADING TABLE

PILE NUMBER	TIP N.A.P. ELEV. (m)	CUT OFF N.A.P. ELEV. (m)	DESIGN LOADS ULS (kN) COMP.	DESIGN LOADS ULS (kN) HOR.	DESIGN LOADS ULS (kN) TENS.	DESIGN LOADS SLS (kN) COMP.	DESIGN LOADS SLS (kN) HOR.	DESIGN LOADS SLS (kN) TENS.	MAX. ALLOWABLE LOADS ULS (kN) COMP.	MAX. ALLOWABLE LOADS ULS (kN) VER.	'TUBEX' PILE WITH GROUTINJECTION DIMENSION (mm)
1											
2											
3											
4											
5											
6											
7											
8											
9											
10											
11											
12											

HOLD !

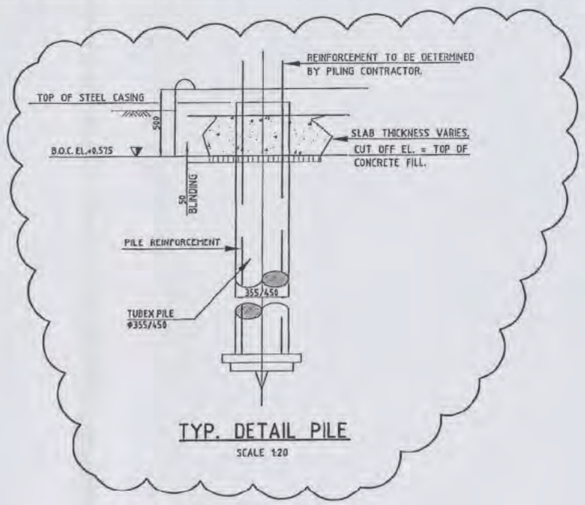

TYP. DETAIL PILE
SCALE 1:20

TYP. DETAIL PILE
SCALE 1:20

SHELL KEY-PLAN

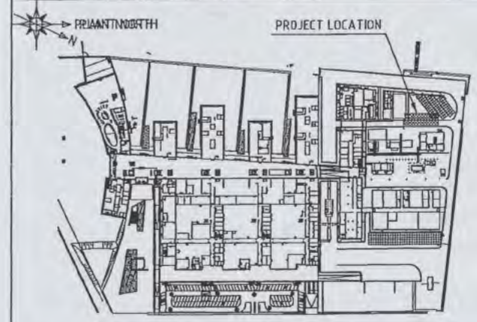

REFERENCE DRAWINGS

C-5463-11-1120-002 FILLING STATION – FOUNDATION LOCATION PLAN

GENERAL NOTES

1. ALL DIMENSIONS ARE IN MM
2. ALL ELEVATIONS ARE ACCORDING TO N.A.P.

= NEW PILES – TUBEX WITH GROUT INJECTION Φ355/450, PILE TIP = NAP -21m (HOLD FOR GEOTECHNICAL REPORT)

= GROUNDING ELECTRODE

Behandeld HOLDS de beschikking van het Dagelijks Bestuur van het Stadsdeel Amsterdam-Noord
dd. 26 JULI 2012

KEY-PLAN

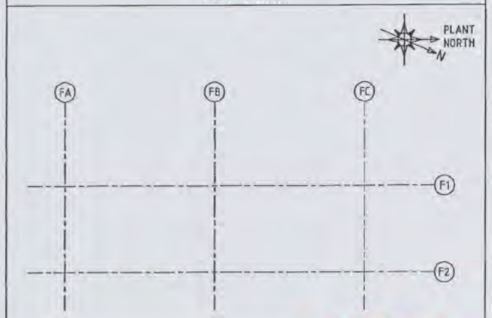

NOTES

0 8 JUNI 2012

FOR BUILDING PERMIT
05-06-2012

[redacted]

SPIE Controlec Engineering

ISSUE	DATE	Initials Dsgn/Vol. Designer	Initials Dsgn/Vol. Customer	DESCRIPTION
B				
A				
0	30-05-2012	[redacted]	[redacted]	FOR BUILDING PERMIT

APPROVED BY

This document is confidential. Neither the whole nor any part of this document may be disclosed to any third party without the prior written consent of Shell Global Solutions International B.V. and Shell International Exploration and Production B.V.. The copyright of this document is vested in these companies. All rights reserved. Neither the whole nor any part of this document may be reproduced, stored in any retrieval system or transmitted in any form or by any means (electronic, mechanical, reprographic, recording or otherwise) without the prior written consent of the copyright owners.

PLOT PLAN OMO INTEGRATED PILOT PLANT
FILLING STATION – PILING PLAN

OMO INTEGRATED PILOT PLANT	SCALE 1:50	Sheet No. 001 of 002	Size A1
SHELL GLOBAL SOLUTIONS INTERNATIONAL B.V. SHELL INTERNATIONAL EXPLORATION AND PRODUCTION B.V.	ID 5463	DRG No. C 5463-11-1120 Issue D	

Filename:

the scale towards document
Image Engineering Scan Reference Chart IT8.7/3 Serial No. 318
Patch Reference numbers on IT8

Behoort bij de beschikking van het
Dagelijks Bestuur van het
Stadsdeel Amsterdam-Noord
dd. 26 JULI 2012

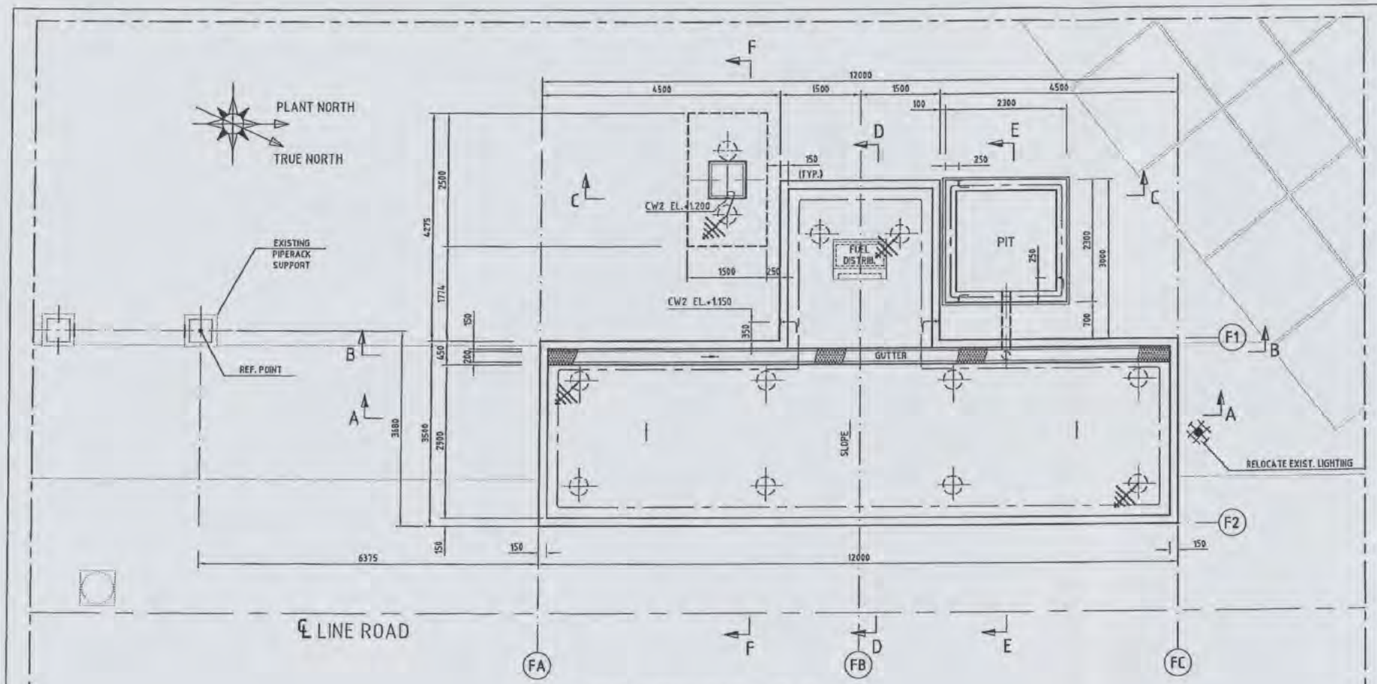

FOUNDATION LOCATION PLAN
SCALE 1:50

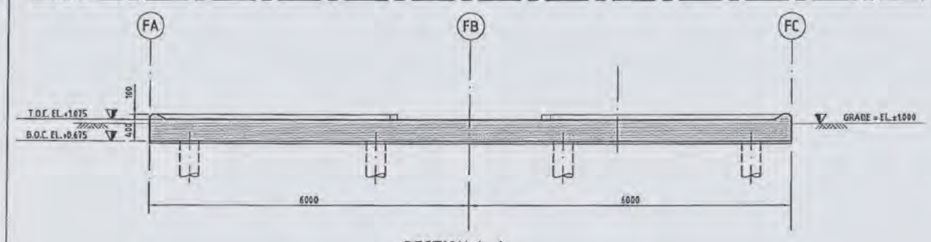

SECTION A-A
SCALE 1:50

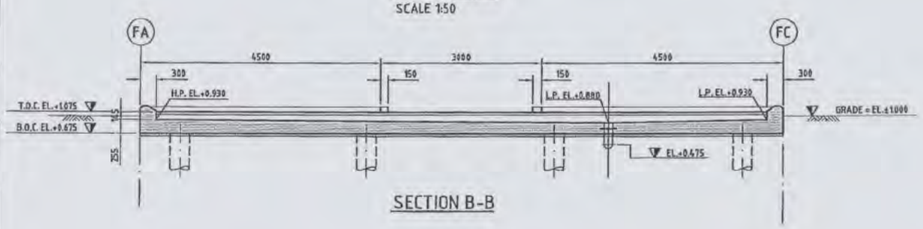

SECTION B-B

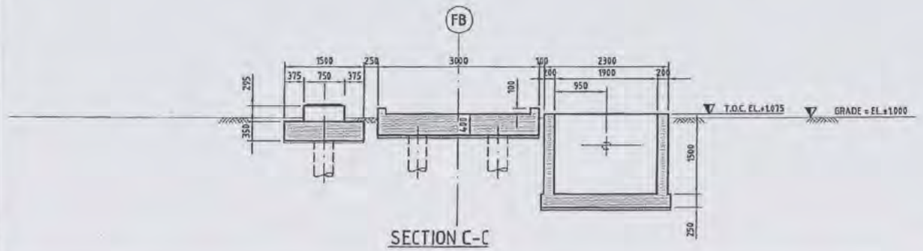

SECTION C-C

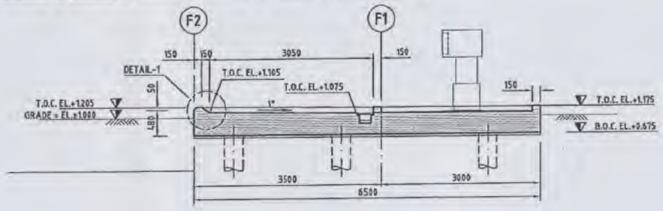

SECTION D-D

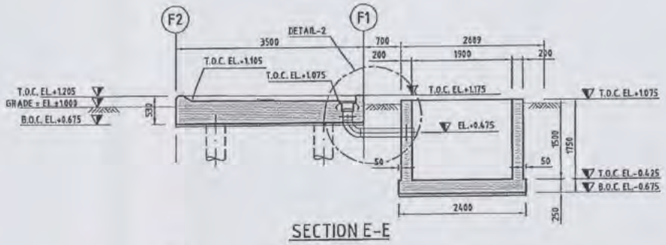

SECTION E-E

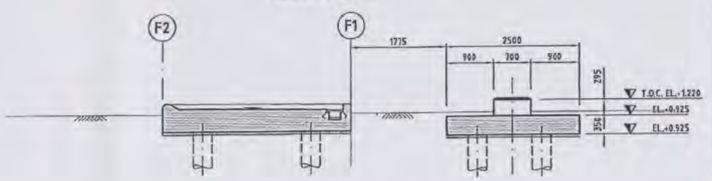

SECTION F-F

Behoort bij de beschikking van het
Dagelijks Bestuur van het
Stadsdeel Amsterdam-Noord
dd. 26 JULI 2012

SHELL KEY-PLAN

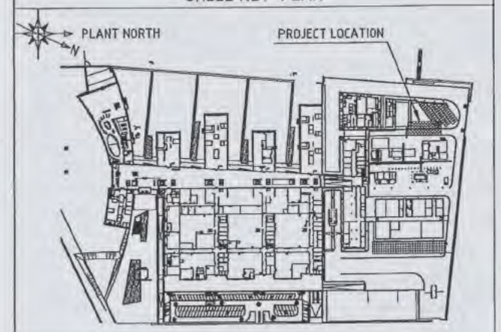

REFERENCE DRAWINGS

C-5463-11-1120-001 FILLING STATION - PILING PLAN

GENERAL NOTES

1. ALL DIMENSIONS ARE IN MM.
2. ALL ELEVATIONS ARE ACCORDING TO N.A.P.
3. TOC = TOP OF CONCRETE; BOC = BOTTOM OF CONCRETE; TOS = TOP OF STEEL; IE = INVERT ELEVATION; HP = HIGH POINT; LP = LOW POINT; IT = INSIDE TOP
4. REFERENCE POINT, FOR COORDINATES SEE PILING PLAN.
5. EXPOSED CORNERS SHALL HAVE A MIN. OF 20mm CHAMFER.

H = CAST-IN CADWELD PLATE
- M.S. = MILDSTEEL
- CW1 = CADWELD PLATE MARK "ERICO", TYPE DB-12K } OR EQUAL APPROVED
- CW2 = CADWELD PLATE MARK "ERICO", TYPE B-162-12KS }

= NEW PILES - TUBEX WITH GROUT INJECTION Ø355/458, PILE TIP = NAP -21m (HOLD FOR GEOTECHNICAL REPORT)

= GROUNDING ELECTRODE

MATERIALS

CONCRETE QUALITY : C28/35
ENVIRONMENTAL CLASS : XA2
CONCRETE BLINDING : th=50 mm

CONCRETE COVER ON OUTER REINFORCEMENT (SEE SHELL DEP 34.19.20.31-Gen.)
EXPOSED TO EARTH, WEATHER OR WATER : 50 mm
NOT EXPOSED TO WEATHER OR NOT IN CONTACT WITH THE GROUND : 40 mm

CONCRETE REINFORCEMENT = ~120 kg/m3

KEY-PLAN

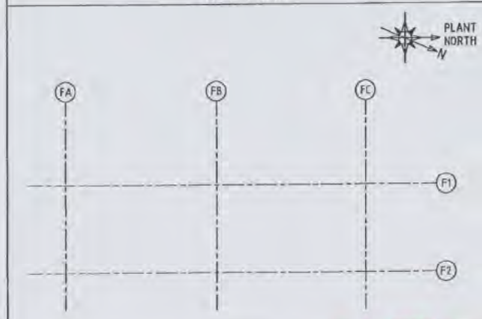

NOTES

0 8 JUNI 2012

FOR BUILDING PERMI [redacted]

05-06-2012

SPIE Controlec Engineering

ISSUE	DATE	Drawn by/Ini. Designer	Check by/Ini. Custodian	DESCRIPTION
B				
A				
0	05-06-2012	[redacted]	[redacted]	FOR BUILDING PERMIT

APPROVED BY

This document is confidential. Neither the whole nor any part of this document may be disclosed to any third party without the prior written consent of Shell Global Solutions International B.V. and Shell International Exploration and Production B.V., the Netherlands. The copyright of this document is vested in these companies. All rights reserved. Neither the whole nor any part of this document may be reproduced, stored in any retrieval system or transmitted in any form or by any means (electronic, mechanical, reprographic, recording or otherwise) without the prior written consent of the copyright owners.

PLOT PLAN OMO INTEGRATED PILOT PLANT
FILLING STATION — FOUNDATION LOCATION PLAN

OMO INTEGRATED PILOT PLANT	SCALE: 1:50	Sheet No. 002 of 003	Size A1
SHELL GLOBAL SOLUTIONS INTERNATIONAL B.V. / SHELL INTERNATIONAL EXPLORATION AND PRODUCTION B.V.	ID5463	DRG No. C 5463-11-1120 Issue 0	

FILENAME:

Behoort bij de beschikking van het
Dagelijks Bestuur van het
Stadsdeel Amsterdam-Noord
dd. 26 JULI 2012

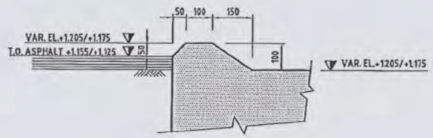

DETAIL-1
SCALE 1:10

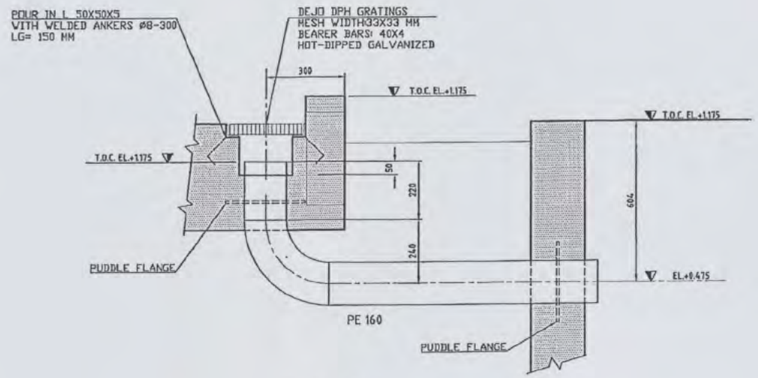

DETAIL-2
SCALE 1:10

Behoort bij de beschikking van het
Dagelijks Bestuur van het
Stadsdeel Amsterdam-Noord
dd. 26 JULI 2012

SHELL KEY-PLAN

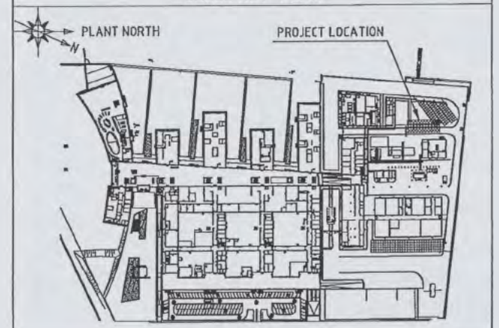

REFERENCE DRAWINGS

C-5463-11-1120-001	FILLING STATION - PIPING PLAN

GENERAL NOTES

1. ALL DIMENSIONS ARE IN MM
2. ALL ELEVATIONS ARE ACCORDING TO N.A.P.

MATERIALS

KEY-PLAN

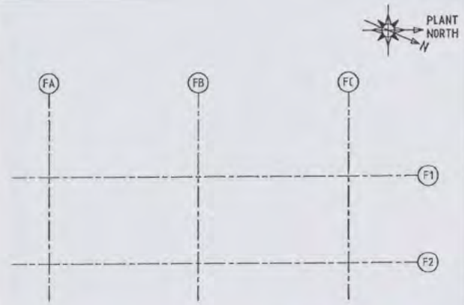

NOTES

0 8 JUNI 2012

FOR BUILDING PERM[redacted]
05-06-2012

SPIE Controlec

ISSUE	DATE	INITIAL Sign/Init. Designer	Initial Sign/Init. Custodian	DESCRIPTION
B				
A				
0	05-06-2012	[redacted]	[redacted]	FOR BUILDING PERMIT

[redacted] APPROVED BY

This document is confidential. Neither the whole nor any part of this document may be disclosed to any third party without the prior written consent of Shell Global Solutions International B.V. and Shell International Exploration and Production B.V., The Hague, The Netherlands. The copyright of this document is vested in these companies. All rights reserved. Neither the whole nor any part of this document may be reproduced, stored in any retrieval system or transmitted in any form or by any means (electronic, mechanical, reprographic, recording or otherwise) without the prior written consent of the copyright owners.

PLOT PLAN OMO INTEGRATED PILOT PLANT
FILLING STATION – FOUNDATION DETAILS

OMO INTEGRATED PILOT PLANT	SCALE: 1:50	Sheet No. 003 of 003	Size A1
SHELL GLOBAL SOLUTIONS INTERNATIONAL B.V. SHELL INTERNATIONAL EXPLORATION AND PRODUCTION B.V.	ID 5463	DRG No. C 5463-11-1120 Issue 0	

File status:

the scale towards document
Image Engineering Scan Reference Chart ID263 Serial No. 318
Patch Reference numbers on LITT

Behoort bij de beschikking van het
Dagelijks Bestuur van het
Stadsdeel Amsterdam-Noord
dd. 26 JULI 2012

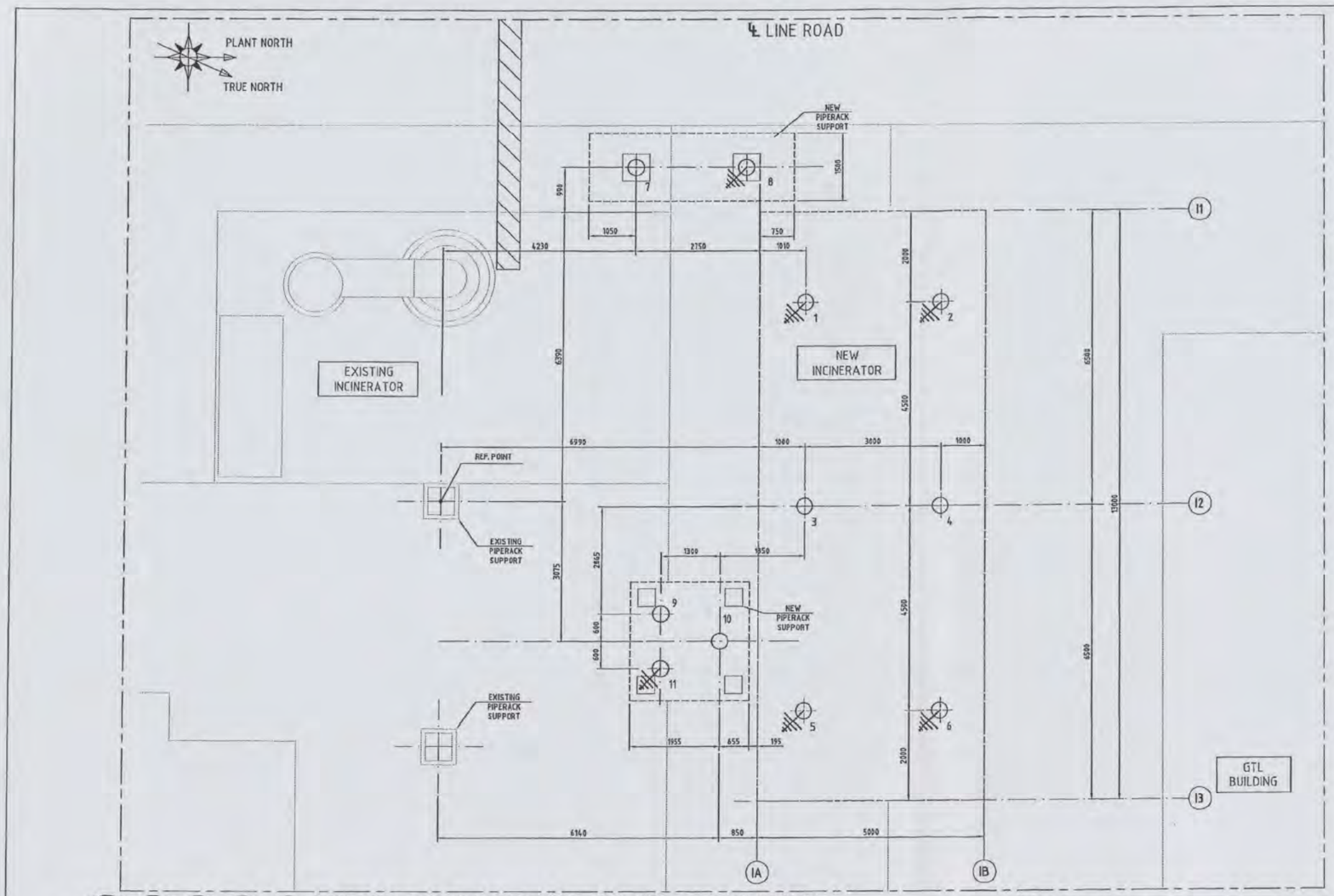

PILING PLAN
SCALE 1:50

PILE LOADING TABLE

PILE NUMBER	TIP N.A.P. ELEV. (m)	CUT OFF N.A.P. ELEV. (m)	DESIGN LOADS ULS (kN) COMP.	DESIGN LOADS ULS (kN) HOR.	DESIGN LOADS ULS (kN) TENS.	DESIGN LOADS SLS (kN) COMP.	DESIGN LOADS SLS (kN) HOR.	DESIGN LOADS SLS (kN) TENS.	MAX. ALLOWABLE LOADS ULS (kN) COMP.	MAX. ALLOWABLE LOADS ULS (kN) TENS.	'TUBEX' PILE WITH GROUTINJECTION DIMENSION (mm)
1											
2											
3											
4											
5											
6											
7											
8											
9											
10											
11											

HOLD !

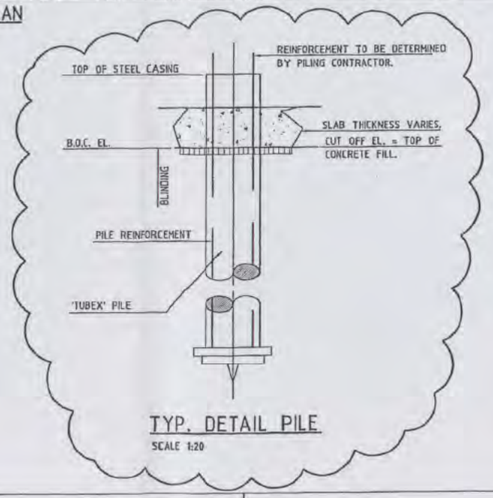

TYP. DETAIL PILE
SCALE 1:20

Behoort bij de beschikking van het Dagelijks Bestuur van het Stadsdeel Amsterdam-Noord dd. 26 JULI 2012

SHELL KEY-PLAN

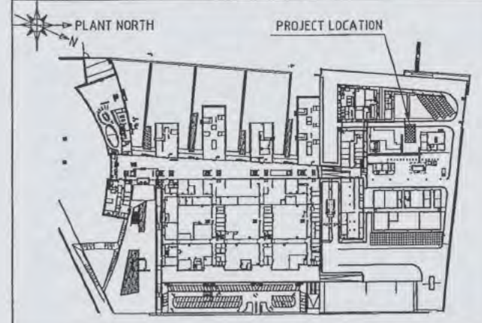

REFERENCE DRAWINGS

C-5463-11-1121-002 INCINERATOR – FOUNDATION LOCATION PLAN

GENERAL NOTES

1. ALL DIMENSIONS ARE IN MM
2. ALL ELEVATION ARE ACC. NAP

= NEW PILES – TUBEX WITH GROUT INJECTION Φ355/450, PILE TIP = NAP -21m (HOLD FOR GEOTECHNICAL REPORT)

= GROUNDING ELECTRODE

HOLDS

HOLD FOR NEW INCINERATOR INFO

KEY-PLAN

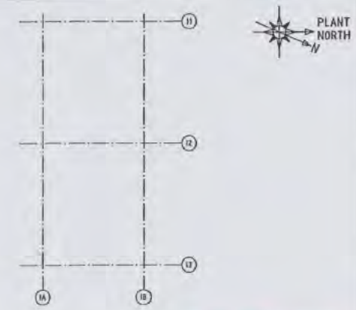

NOTES

0 8 JUNI 2012

FOR BUILDING PERM[redacted]
05-06-2012

SPIE Controlec Engineering

ISSUE	DATE	Initial | Sign/Init. Designer	Initial | Sign/Init. Custodian	DESCRIPTION
A				
0	05-06-2012	[redacted]	[redacted]	FOR BUILDING PERMIT

APPROVED BY

This document is confidential. Neither the whole nor any part of this document may be disclosed to any third party without the prior written consent of Shell Global Solutions International B.V. and Shell International Exploration and Production B.V., The Hague, The Netherlands. The copyright of this document is vested in these companies. All rights reserved. Neither the whole nor any part of this document may be reproduced, stored in any retrieval system or transmitted in any form or by any means (electronic, mechanical, reprographic, recording or otherwise) without the prior written consent of the copyright holders.

PLOT PLAN OMO INTEGRATED PILOT PLANT
INCINERATOR – PILING PLAN

OMO INTEGRATED PILOT PLANT	SCALE: 1:50	Sheet No. 001 of 002	Size A1
SHELL GLOBAL SOLUTIONS INTERNATIONAL B.V. SHELL INTERNATIONAL EXPLORATION AND PRODUCTION B.V.	ID 5463	DRG No. C 5463-11-1121 Issue 0	

Filename:

the scale towards document
Image Engineering Scan Reference Chart TE163 Serial No. 348
Patch Reference numbers ref011

Behoort bij de beschikking van het
Dagelijks Bestuur van het
Stadsdeel Amsterdam-Noord
dd. 26 JULI 2012

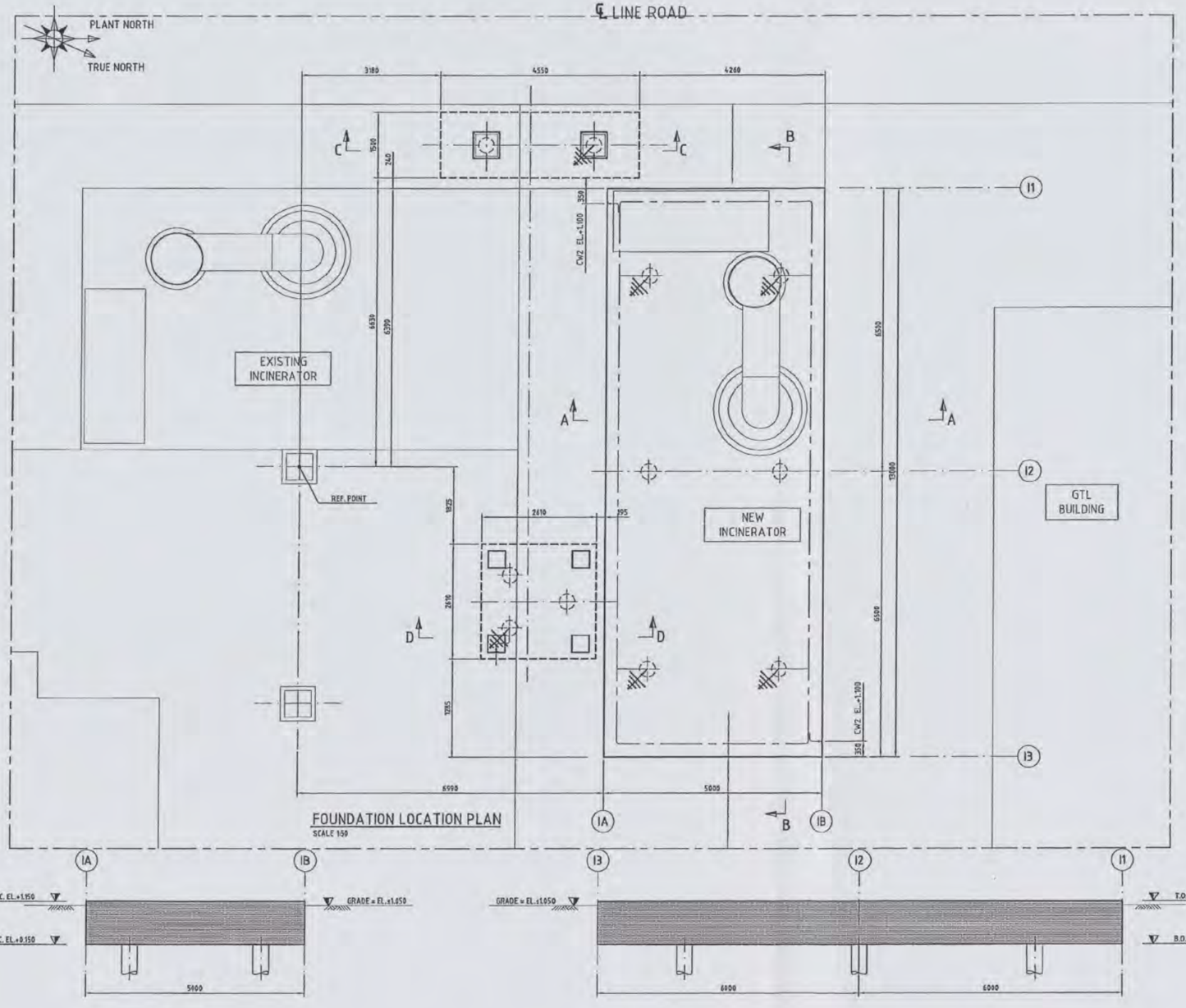

FOUNDATION LOCATION PLAN
SCALE 1:50

SECTION A-A

SECTION B-B



SECTION C-C

SECTION D-D

Behoort bij de beschikking van het
Dagelijks Bestuur van het
Stadsdeel Amsterdam-Noord
dd 26 JULI 2012

SHELL KEY-PLAN

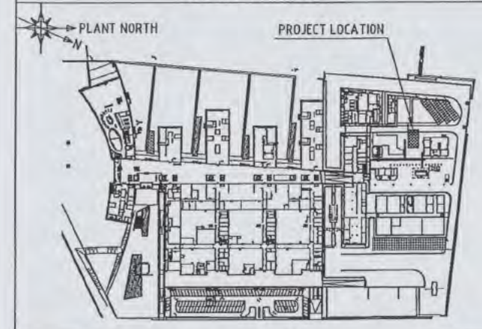

REFERENCE DRAWINGS

C-5463-11-1121-001 INCINERATOR – PILING PLAN

GENERAL NOTES

1. ALL DIMENSIONS ARE IN MM
2. ALL ELEVATIONS ARE ACCORDING TO N.A.P.
3. TOC = TOP OF CONCRETE
   BOC = BOTTOM OF CONCRETE
   TOS = TOP OF STEEL
   IE = INVERT ELEVATION
   HP = HIGH POINT
   LP = LOW POINT
   IT = INSIDE TOP
4. REFERENCE POINT, FOR COORDINATES SEE PILING PLAN.
5. EXPOSED CORNERS SHALL HAVE A MIN. OF 20mm CHAMFER.

⊢ = CAST-IN CADWELD PLATE
- M.S. = MILDSTEEL ø 16
- CW1 = CADWELD PLATE MARK "ERICO", TYPE DB-12K } OR EQUAL APPROVED
- CW2 = CADWELD PLATE MARK "ERICO", TYPE B-162-12KS }

⊕ = NEW PILES – TUBEX WITH GROUT INJECTION ø355/650, PILE TIP = NAP -21m (HOLD FOR GEOTECHNICAL REPORT)

= GROUNDING ELECTRODE
HOLD FOR NEW INCINERATOR INFO

MATERIALS

CONCRETE QUALITY : C28/35
ENVIRONMENTAL CLASS : XA2
CONCRETE BLINDING : th=50 mm

CONCRETE COVER ON OUTER REINFORCEMENT (SEE SHELL DEP 34.19.20.31-Gen.):
EXPOSED TO EARTH, WEATHER OR WATER : 50 mm
NOT EXPOSED TO WEATHER OR NOT IN CONTACT WITH THE GROUND : 40 mm

CONCRETE REINFORCEMENT = ~120 kg/m3

KEY-PLAN

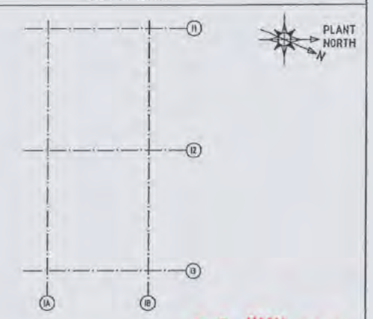

NOTES

0 8 JUNI 2012

FOR BUILDING PERMI[redacted]
05-06-2012

SPIE Controlec Engineering

ISSUE	DATE	Initial Sign/Init. Designer	Initial Sign/Init. Custodian	DESCRIPTION
A				
0	15-06-12	[redacted]	[redacted]	FOR BUILDING PERMIT

APPROVED BY

This document is confidential. Neither the whole nor any part of this document may be disclosed to any third party without the prior written consent of Shell Global Solutions International B.V. and Shell International Exploration and Production B.V.. All Rights Reserved. Neither the whole nor any part of this document may be reproduced, stored in any retrieval system or transmitted in any form or by any means (electronic, mechanical, reprographic, recording or otherwise) without the prior written consent of the copyright owners.

PLOT PLAN OMO INTEGRATED PILOT PLANT
INCINERATOR – FOUNDATION LOCATION PLAN

OMO INTEGRATED PILOT PLANT	SCALE: 1:50	Sheet No. 002 of 002	Size A1
SHELL GLOBAL SOLUTIONS INTERNATIONAL B.V. / SHELL INTERNATIONAL EXPLORATION AND PRODUCTION B.V.	ID 5463	DRG No. C 5463-11-1121	Issue 0

Filename:

the scale towards document
Image Engineering Scan Reference Chart 19265 Serial No. 348

Behoort bij de beschikking van het
Dagelijks Bestuur van het
Stadsdeel Amsterdam-Noord
dd.
26 JULI 2012

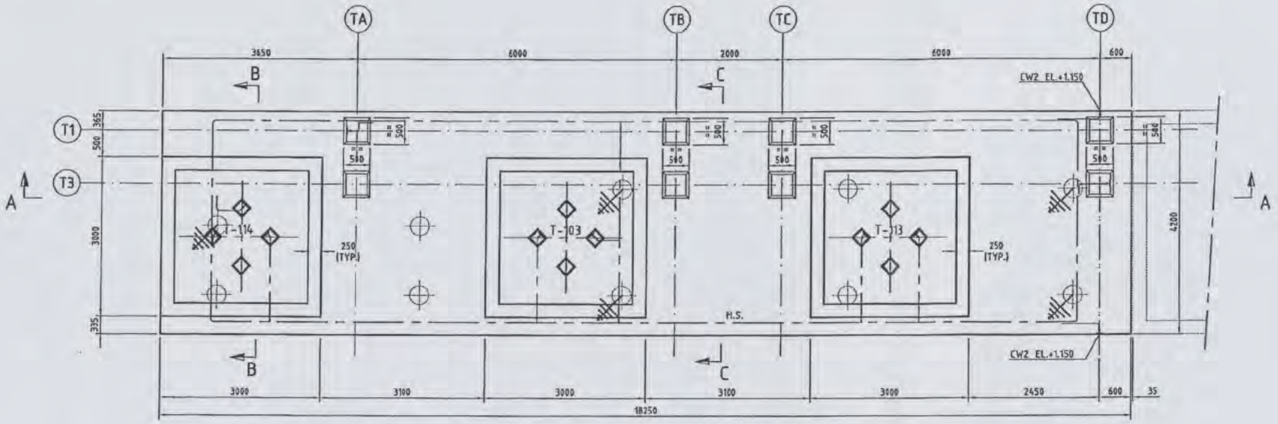

FOUNDATION PLAN TANK T-114, T-103 & T-113
SCALE 1:50

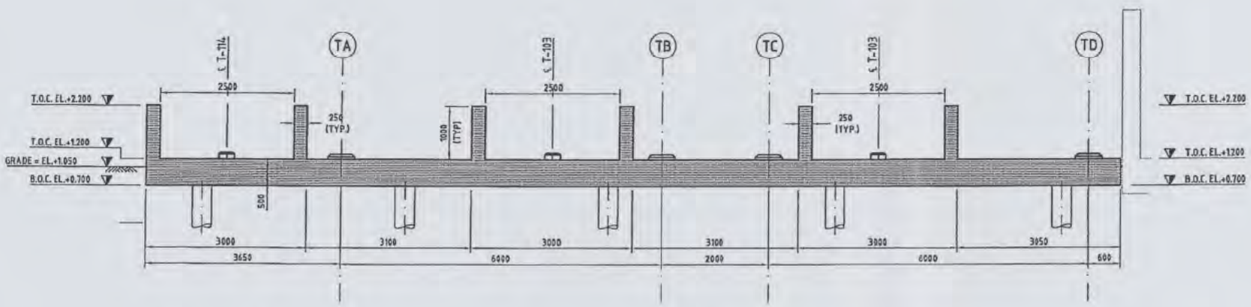

SECTION A-A

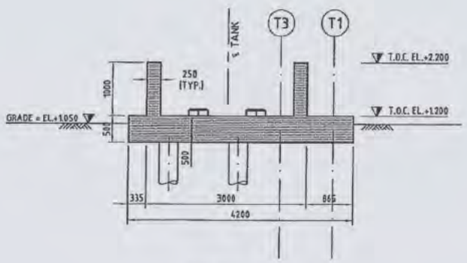

SECTION B-B
SCALE 1:50

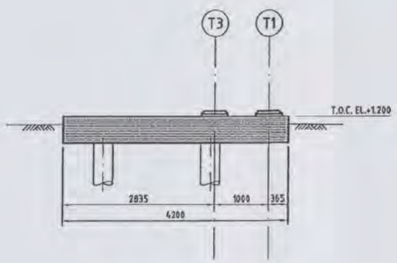

SECTION C-C
SCALE 1:50

Behoort bij de beschikking van het
Dagelijks Bestuur van het
Stadsdeel Amsterdam-Noord
dd. 26 JULI 2012

SHELL KEY-PLAN

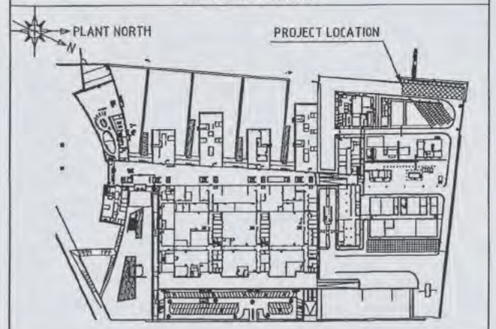

REFERENCE DRAWINGS

C-5463-11-1125-002 TANK FARM - FORMWORK SECTIONS

GENERAL NOTES

1. ALL DIMENSIONS ARE IN MM
2. ALL ELEVATIONS ARE ACCORDING TO N.A.P.
3. TOC = TOP OF CONCRETE; BOC = BOTTOM OF CONCRETE; TOS = TOP OF STEEL; IE = INVERT ELEVATION; HP = HIGH POINT; LP = LOW POINT; IT = INSIDE TOP
4. REFERENCE POINT, FOR COORDINATES SEE PILING PLAN.
5. EXPOSED CORNERS SHALL HAVE A MIN. OF 20mm CHAMFER.

▶ = CAST-IN CADWELD PLATE
- M.S. = MILDSTEEL
- CW1 = CADWELD PLATE MARK "ERICO", TYPE DD-12K
- CW2 = CADWELD PLATE MARK "ERICO", TYPE B-162-12KS

} OR EQUAL APPROVED

= NEW PILES - TUBEX WITH GROUT INJECTION Ø355/450, PILE TIP = NAP -21m (HOLD FOR GEOTECHNICAL REPORT)

= GROUNDING ELECTRODE

MATERIALS

CONCRETE QUALITY	:	C28/35
ENVIRONMENTAL CLASS	:	XA2
CONCRETE BLINDING	:	th=50 mm

CONCRETE COVER ON OUTER REINFORCEMENT (SEE SHELL DEP 34.19.20.31-Gen.):
EXPOSED TO EARTH, WEATHER OR WATER : 50 mm
NOT EXPOSED TO WEATHER OR NOT IN CONTACT WITH THE GROUND : 40 mm

CONCRETE REINFORCEMENT = ~120 kg/m3

KEY-PLAN

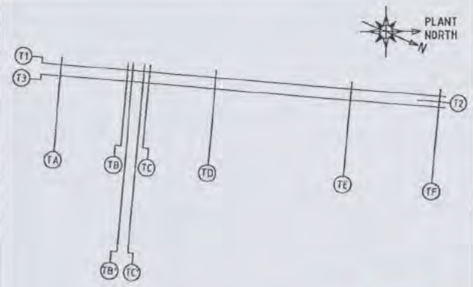

NOTES

0 8 JUNI 2012

FOR BUILDING PERMIT
05-06-2012

SPIE Controlec Engineering

ISSUE	DATE	Initials Sign/Int. Designer	Initials Sign/Int. Controller	DESCRIPTION
C				
B				
A				
0	05-06-2012	[redacted]	[redacted]	FOR BUILDING PERMIT

APPROVED BY

This document is confidential. Neither the whole nor any part of this document may be disclosed to any third party without the prior written consent of Shell Global Solutions International B.V. and Shell International Exploration and Production B.V., The Hague, The Netherlands. The copyright in this document is vested in these companies. All rights reserved. Neither the whole nor any part of this document may be reproduced, stored in any retrieval system or transmitted in any form or by any means (electronic, mechanical, reprographic, recording or otherwise) without the prior written consent of the copyright owner.

PLOT PLAN OMO INTEGRATED PILOT PLANT
TANK FARM - FORMWORK: FOUNDATION T-114,103 &113

OMO INTEGRATED PILOT PLANT	SCALE: 1:50	Sheet No. 001 of 003	Size A1
SHELL GLOBAL SOLUTIONS INTERNATIONAL B.V. SHELL INTERNATIONAL EXPLORATION AND PRODUCTION B.V.	ID 5463	DRG No. C 5463-11-1125 box 0	

Filename:

Behoort bij de beschikking van het
Dagelijks Bestuur van het
Stadsdeel Amsterdam-Noord
dd. 26 JULI 2012

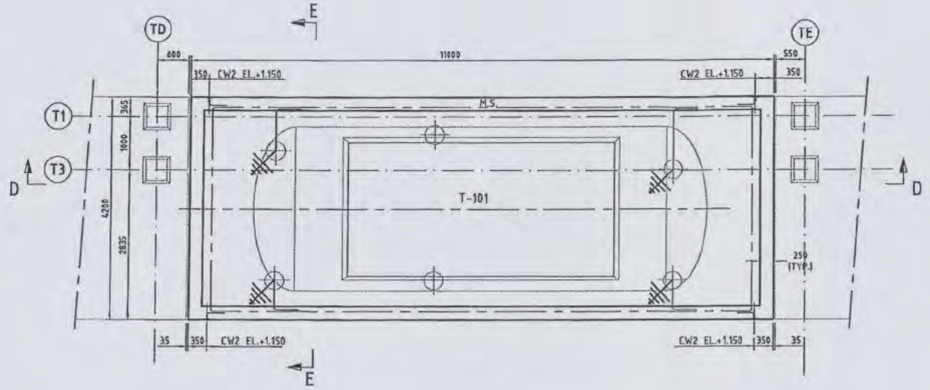

FOUNDATION PLAN METHANOL TANK T-101
SCALE 1:50

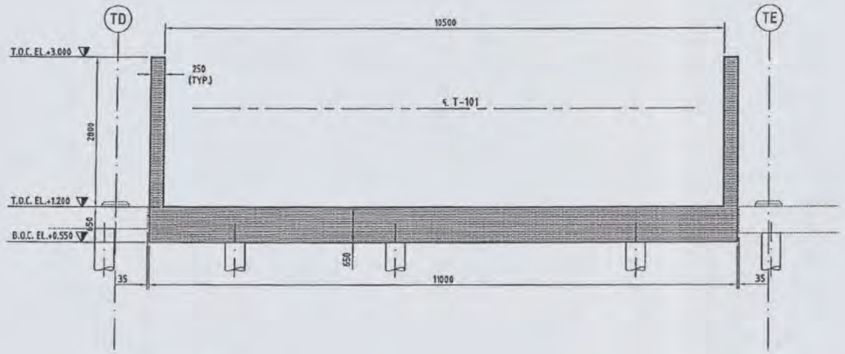

SECTION D-D

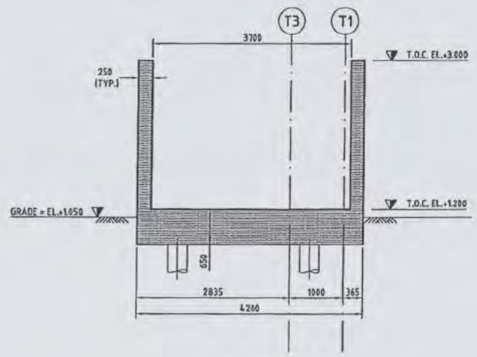

SECTION E-E
SCALE 1:50

Behoort bij de beschikking van het
Dagelijks Bestuur van het
Stadsdeel Amsterdam-Noord
dd. 26 JULI 2012

SHELL KEY-PLAN

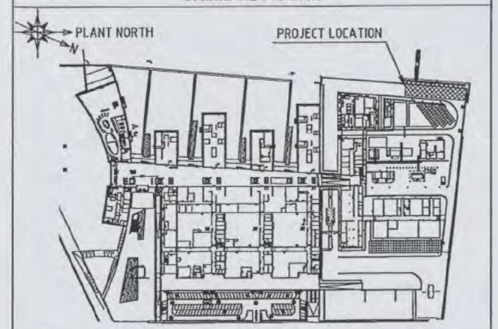

REFERENCE DRAWINGS

C-5463-11-1125-002 TANK FARM - FORMWORK- SECTIONS

GENERAL NOTES

1. ALL DIMENSIONS ARE IN MM
2. ALL ELEVATIONS ARE ACCORDING TO N.A.P.
3. TOC = TOP OF CONCRETE; BOC = BOTTOM OF CONCRETE; TOS = TOP OF STEEL; IE = INVERT ELEVATION; HP = HIGH POINT; LP = LOW POINT; IT = INSIDE TOP
4. REFERENCE POINT, FOR COORDINATES SEE PILING PLAN.
5. EXPOSED CORNERS SHALL HAVE A MIN. OF 20mm CHAMFER.

= CAST-IN CADWELD PLATE
- H.S. = MILDSTEEL
- CW1 = CADWELD PLATE MARK "ERICO", TYPE DB-12K } OR EQUAL APPROVED
- CW2 = CADWELD PLATE MARK "ERICO", TYPE B-162-12KS }

= NEW PILES - TUBEX WITH GROUT INJECTION Ø355/450, PILE TIP = MAP -21m (HOLD FOR GEOTECHNICAL REPORT)

= GROUNDING ELECTRODE

MATERIALS

CONCRETE QUALITY	:	C28/35
ENVIRONMENTAL CLASS	:	XA2
CONCRETE BLINDING	:	th=50 mm

CONCRETE COVER ON OUTER REINFORCEMENT (SEE SHELL DEP 34.19.20.31-Gen.):
EXPOSED TO EARTH, WEATHER OR WATER : 50 mm
NOT EXPOSED TO WEATHER OR NOT IN CONTACT WITH THE GROUND : 40 mm

CONCRETE REINFORCEMENT = ~120 kg/m3

KEY-PLAN

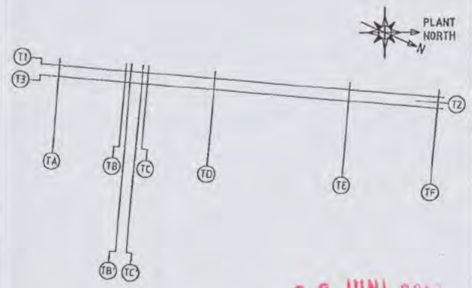

0 8 JUNI 2012

NOTES

FOR BUILDING PERMIT
05-06-2012

SPIE Controlec Engineering

ISSUE	DATE	Initials / Dpt/Ref. Designer	Initials / Dpt/Ref. Custodian	DESCRIPTION
C				
B				
A				
0	05-06-2012	[redacted]	[redacted]	FOR BUILDING PERMIT

APPROVED BY

This document is confidential. Neither the whole nor any part of the document may be disclosed to any third party without the prior written consent of Shell Global Solutions International B.V. and Shell International Exploration and Production B.V., The Hague, The Netherlands. The copyright of this document is vested in these companies. All rights reserved. Neither the whole nor any part of this document may be reproduced, stored in any retrieval system or transmitted in any form or by any means (electronic, mechanical, reprographic, recording or otherwise) without the prior written consent of the copyright owners.

PLOT PLAN OMO INTEGRATED PILOT PLANT
TANK FARM – FORMWORK: FOUNDATION T-101

OMO INTEGRATED PILOT PLANT	SCALE: 1:50	Sheet No. 002 of 003	Size A1
SHELL GLOBAL SOLUTIONS INTERNATIONAL B.V. / SHELL INTERNATIONAL EXPLORATION AND PRODUCTION B.V.	ID 5463	DRG No. C 5463-11-1125 Issue 0	

Filename:

Behoort bij de beschikking van het
Dagelijks Bestuur van het
Stadsdeel Amsterdam-Noord
dd. 26 JULI 2012

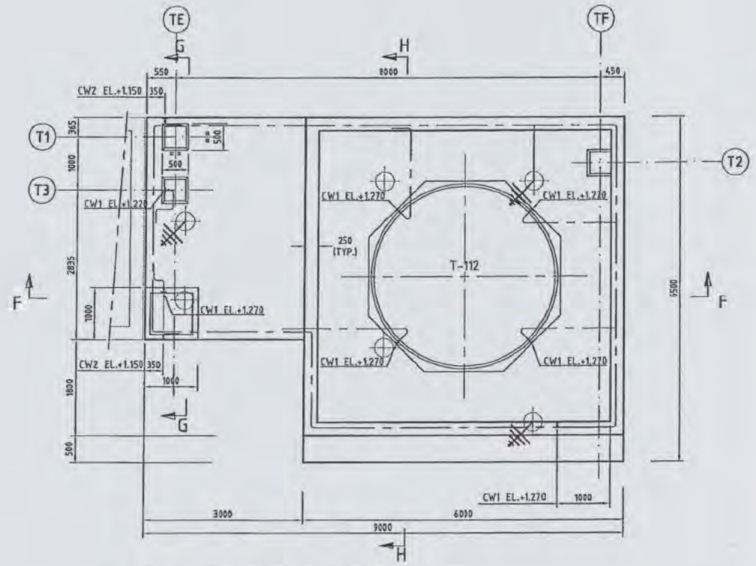

FOUNDATION PLAN TANK T-112
SCALE 1:50

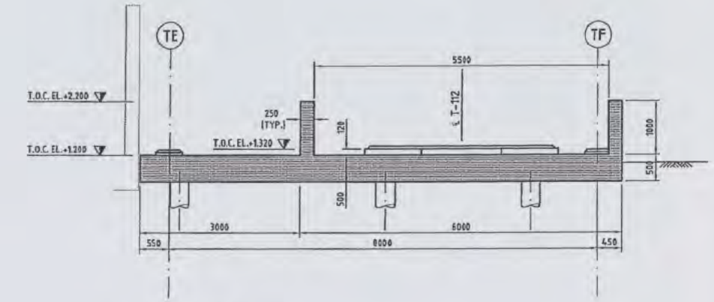

SECTION F-F

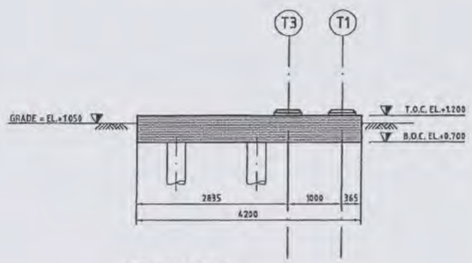

SECTION G-G
SCALE 1:50

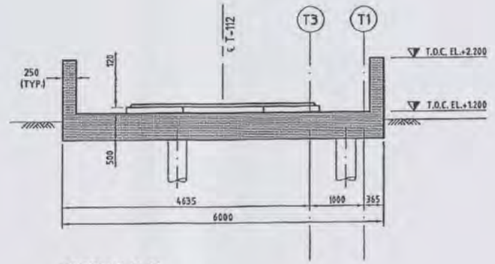

SECTION H-H
SCALE 1:50

Behoort bij de beschikking van het
Dagelijks Bestuur van het
Stadsdeel Amsterdam-Noord
de 26 JULI 2012

SHELL KEY-PLAN

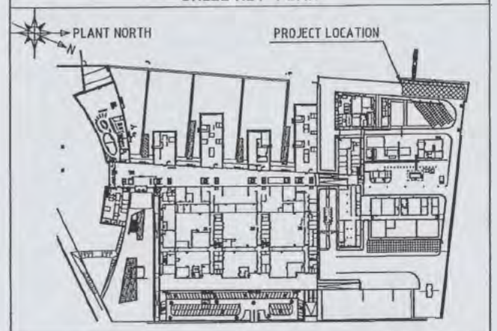

REFERENCE DRAWINGS

C-5463-11-1125-002 TANK FARM - FORMWORK- SECTIONS

GENERAL NOTES

1. ALL DIMENSIONS ARE IN MM
2. ALL ELEVATIONS ARE ACCORDING TO N.A.P.
3. TOC = TOP OF CONCRETE
   BOC = BOTTOM OF CONCRETE
   TOS = TOP OF STEEL
   IE = INVERT ELEVATION
   HP = HIGH POINT
   LP = LOW POINT
   IT = INSIDE TOP
4. REFERENCE POINT, FOR COORDINATES SEE PILING PLAN.
5. EXPOSED CORNERS SHALL HAVE A MIN. OF 20mm CHAMFER.

+ = CAST-IN CADWELD PLATE
- M.S. = MILDSTEEL
- CW1 = CADWELD PLATE MARK "ERICO", TYPE DB-12K } OR EQUAL APPROVED
- CW2 = CADWELD PLATE MARK "ERICO", TYPE B-162-12KS }

= NEW PILES – TUBEX WITH GROUT INJECTION Ø355/450, PILE TIP = NAP -21m (HOLD FOR GEOTECHNICAL REPORT)

= GROUNDING ELECTRODE

MATERIALS

CONCRETE QUALITY	:	C28/35
ENVIRONMENTAL CLASS	:	XA2
CONCRETE BLINDING	:	th=50 mm

CONCRETE COVER ON OUTER REINFORCEMENT (SEE SHELL DEP 34.39.20.31-Gen.):

EXPOSED TO EARTH, WEATHER OR WATER	:	50 mm
NOT EXPOSED TO WEATHER OR NOT IN CONTACT WITH THE GROUND	:	40 mm

CONCRETE REINFORCEMENT = ~120 kg/m3

KEY-PLAN

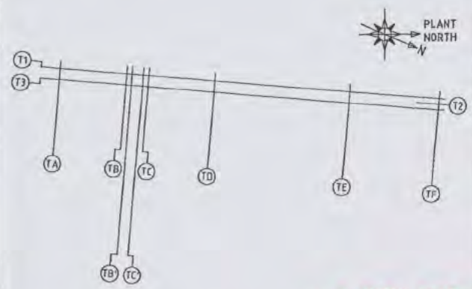

0 8 JUNI 2012

NOTES

FOR BUILDING PERMIT
05-06-2012

SPIE Controlec Engineering

ISSUE	DATE	Prepd. Sign/Init. Designer	Rel'd. Sign/Init. Custodian	DESCRIPTION
C				
B				
A				
0	05-06-2012	[redacted]	[redacted]	FOR BUILDING PERMIT

APPROVED BY

This document is confidential. Neither the whole nor any part of this document may be disclosed to any third party without the prior written consent of Shell Global Solutions International B.V. and Shell International Exploration and Production B.V., The Hague, The Netherlands. The copyright of this document is vested in these companies. All rights reserved. Neither the whole nor any part of this document may be reproduced, stored in any retrieval system or transmitted in any form or by any means (electronic, mechanical, reprographic, recording or otherwise) without the prior written consent of the copyright owners.

PLOT PLAN OMO INTEGRATED PILOT PLANT
TANK FARM – FORMWORK: FOUNDATION T-112

OMO INTEGRATED PILOT PLANT	SCALE: 1:50	Sheet No. 003 of 003	Size A1
SHELL GLOBAL SOLUTIONS INTERNATIONAL B.V. / SHELL INTERNATIONAL EXPLORATION AND PRODUCTION B.V.	ID 5463	Dwg No. C 5463-11-1125 Issue 0	

Filename:

Behoort bij de beschikking van het
Dagelijks Bestuur van het
Stadsdeel Amsterdam-Noord
dd. 26 JULI 2012