Dapperbuurt Mosaic

STUDIO OSSIDIANA

September 2026

Dapperburt Mosaic p.4

Elements 6

Materials 26

Scenes 42

Placements 66

Preliminary Budget 78

Dapperbuurt Mosaic

In the Dapperbuurt, every morning the street is assembled anew through stalls, awnings, crates, fabrics, jewellery, fruit, flowers and food, forming a temporary interior where buying and selling happen alongside eating, waiting, watching and talking. Long-time Dapperbuurters share the street with newcomers, cultures meet and mix through the everyday rituals of the market, while storks wander between stalls and people. Described by its residents as a small world within the city, the Dapperbuurt is a place where diversity and conviviality are tied to the life of the street.

The future transformation of Dapperplein introduces a new landscape into this setting, with planted islands framed by generous edges that make room for sitting beneath trees, meeting between errands, or simply spending time outside.

Our proposal grows along these edges, developing a family of sculptural objects dedicated to the small and big rituals of the Dapperplein: having lunch outside, bargaining for some textiles in the market, playing in the square, meeting for a rally, or simply offering a spot where to sit down with a friend one might meet on the street. The project is dedicated to the myriad of small actions, encounters, and events of life in the street.

Together, the pieces form a loose mosaic around the gardens, a collection of affordances which develops into a larger composition at the scale of the square. Inspired by the openness of Aldo van Eyck's playgrounds, simple forms invite interpretation rather than prescribing an activity, allowing a step, a platform or a table to acquire different uses through their encounter with people.

Different forms respond to different bodies, proposing ways of sitting, laying, meeting, working, playing or looking, places that can be inhabited alone or together, actively or quietly, by children and adults, neighbours and visitors, market sellers and buyers, as well as the may non human inhabitants of the garden and the market - the storks, crows, pigeons and magpies which frequent its stalls daily.



Elements

The neighbourhood is an accumulation of fragments, formed through successive transformations of landscape, architecture and collective life. Water, fields and the Roomtuintjes preceded the nineteenth-century city; streets and housing were built, demolished and reconstructed; the market continues to assemble and disappear each day.

The pieces are imagined as beads on the necklace of the planters' edges: fragments designed to transform, slightly subvert, or introduce new possibilities of use along the edges. An inclined wedge transforms the garden's plinth into a chaise longue, three tables dedicated to playing 'sit' on the perimeter, allowing to play or work, a modular counteract be used as a special stall during market days, or become spot for an outdoor lunch, from which to observe the comings and goings of the busy Dapperplein.

Eating, playing, climbing, watching, waiting performing and playing. A game can begin with one person explaining its rules to a stranger; a table can bring neighbours and market visitors together; a small platform can become a stage for a speech or a performance.



The Bench (Large)

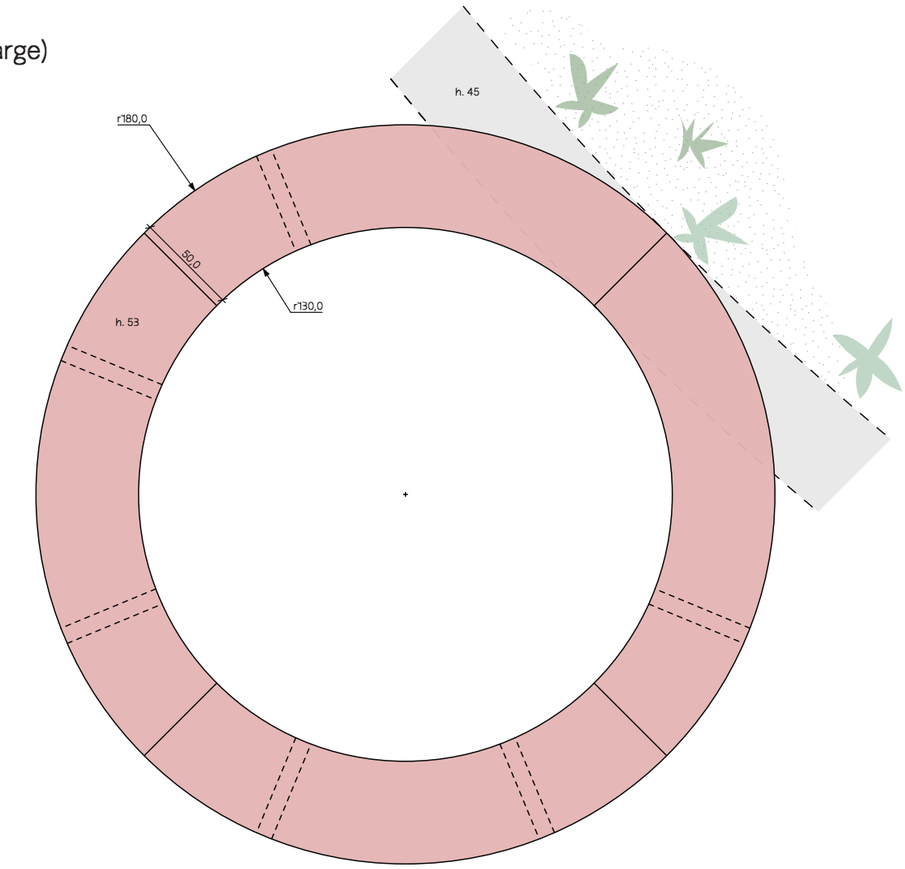

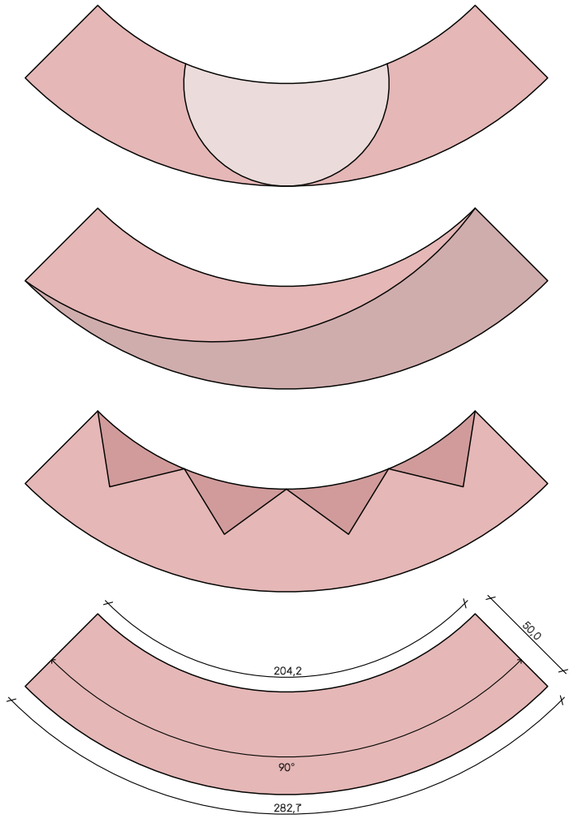

The Bench (Small)

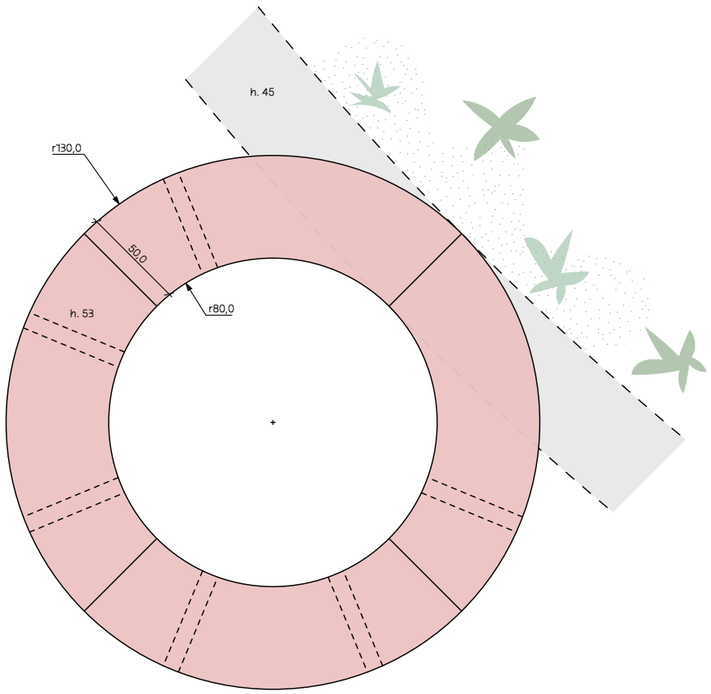

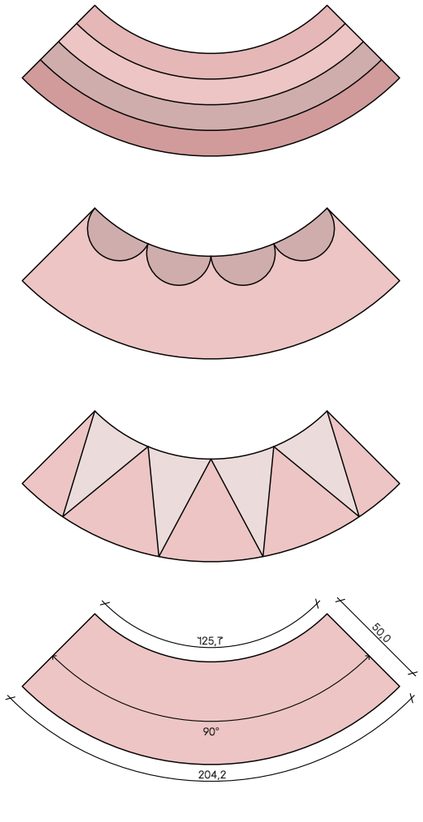



The Counter (Small, Medium, Large)

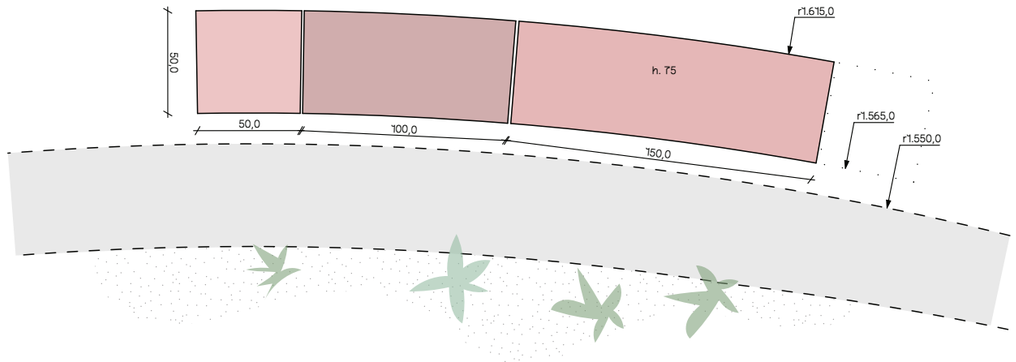

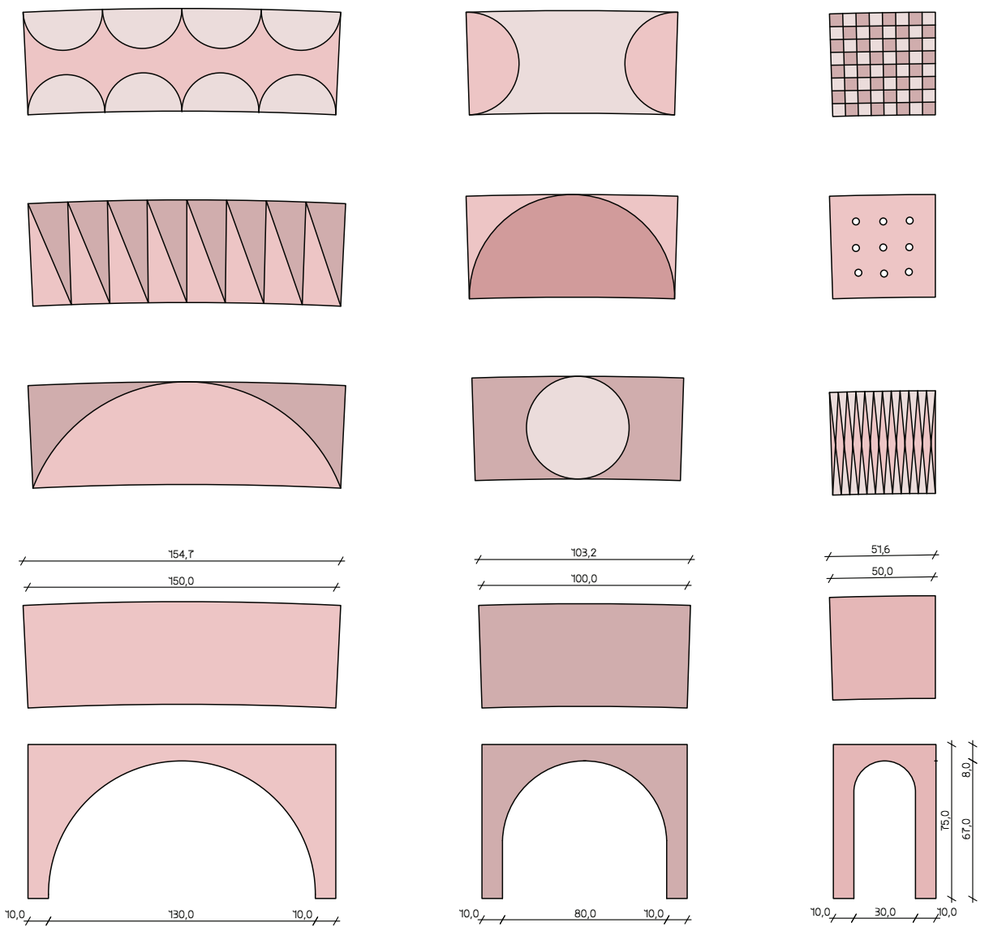



The Backrest (S, M, L, XL)

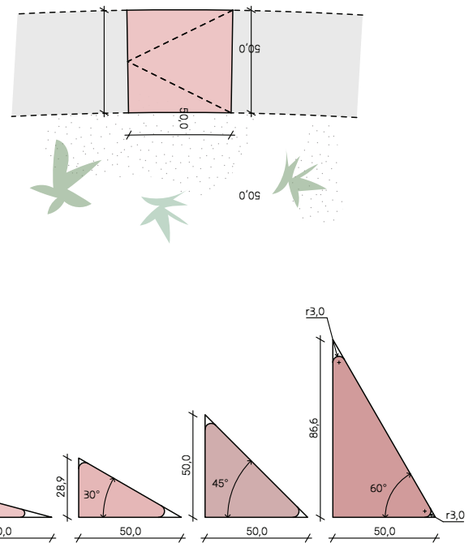



The Stoop

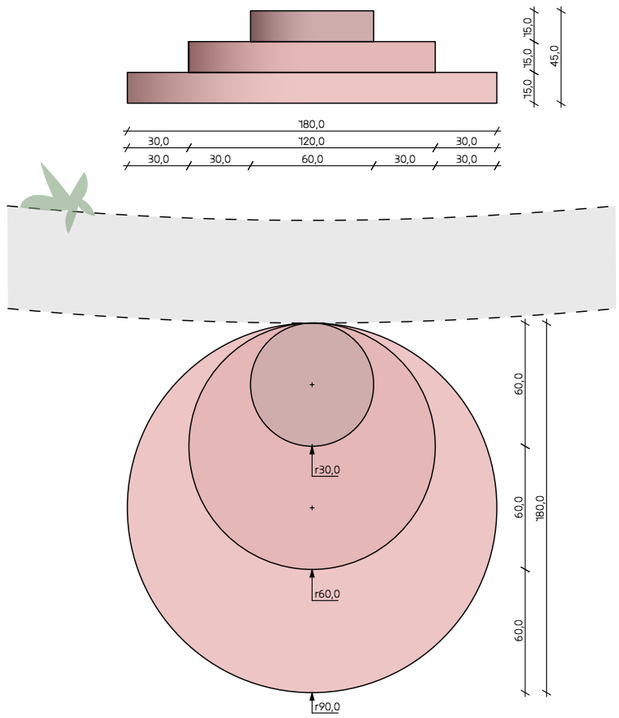

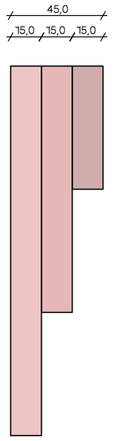



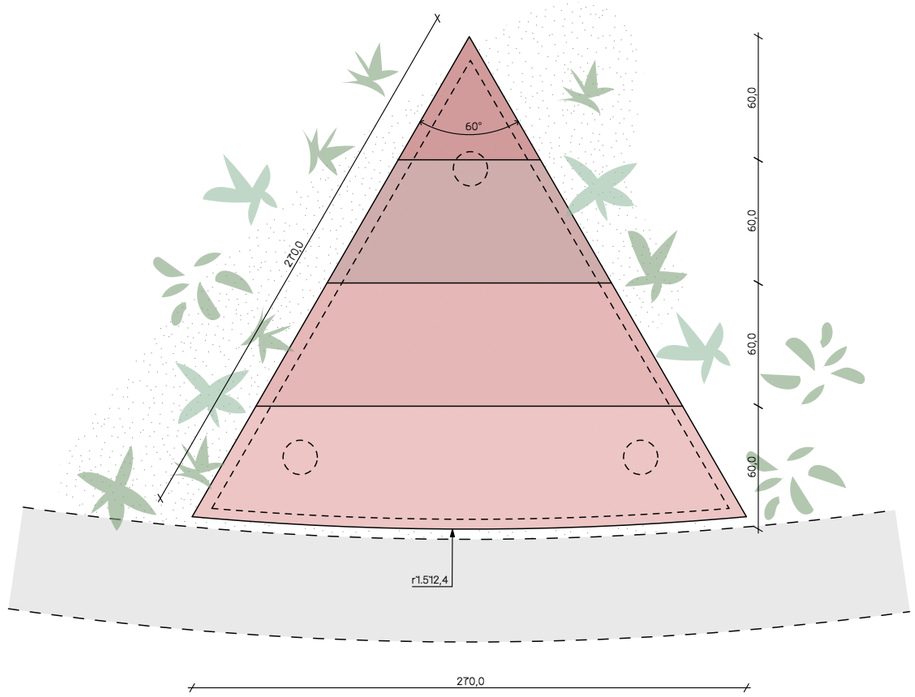
60°
270,0
60,0
60,0
60,0
60,0
r1.512,4
270,0



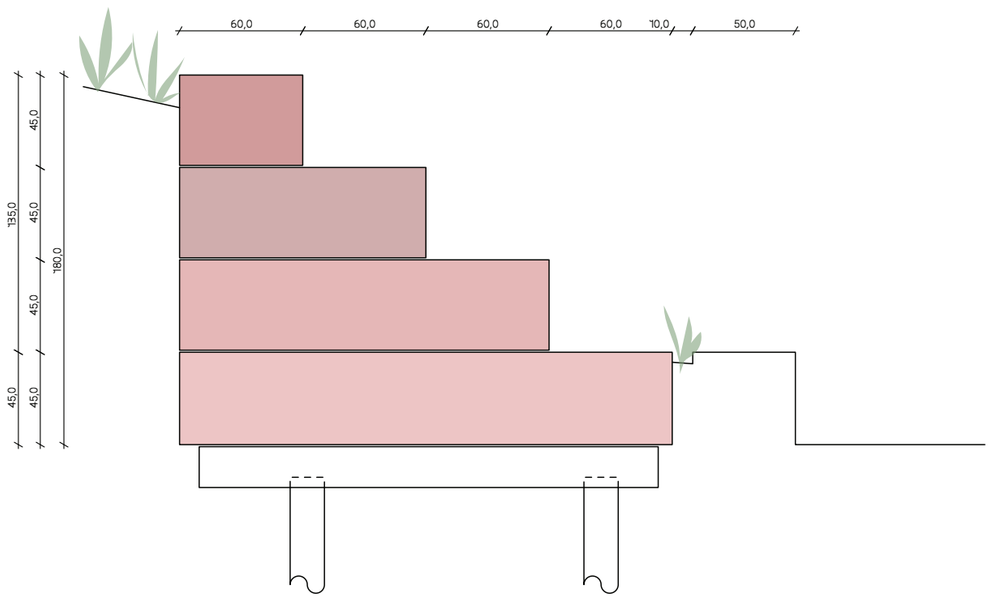
60,0
60,0
60,0
60,0
10,0
50,0
135,0
45,0
45,0
45,0
45,0
180,0

The Tables (Small, Medium, Large)

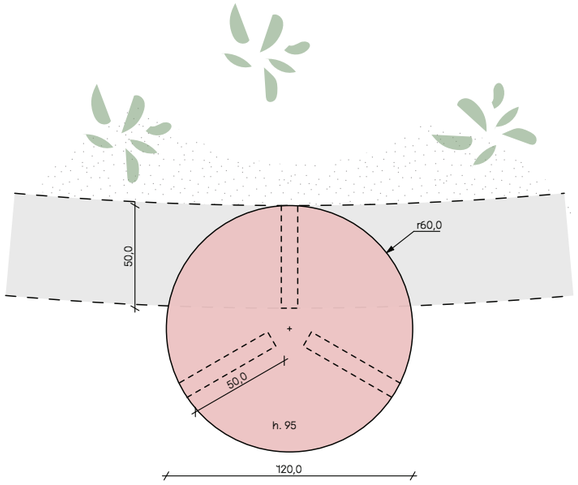

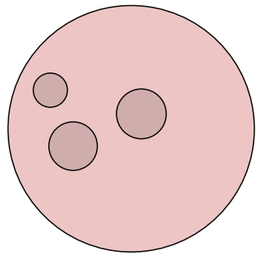

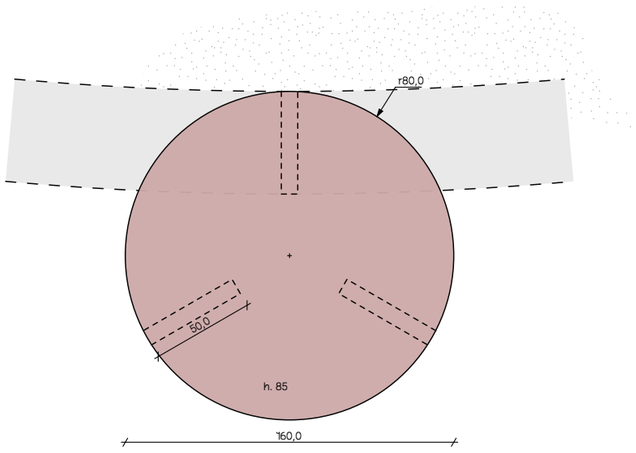

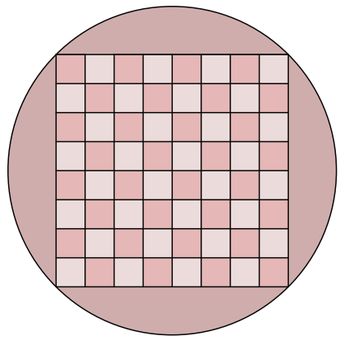

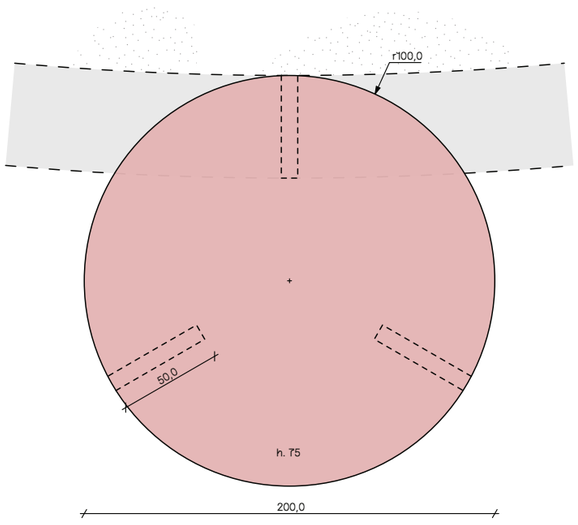

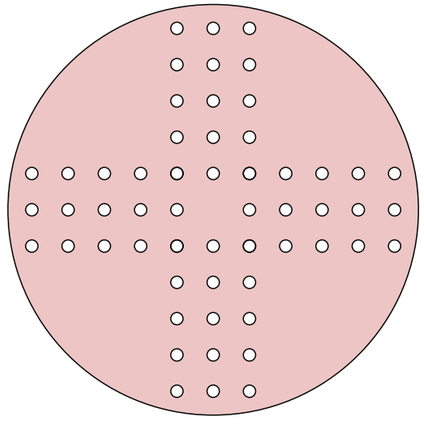



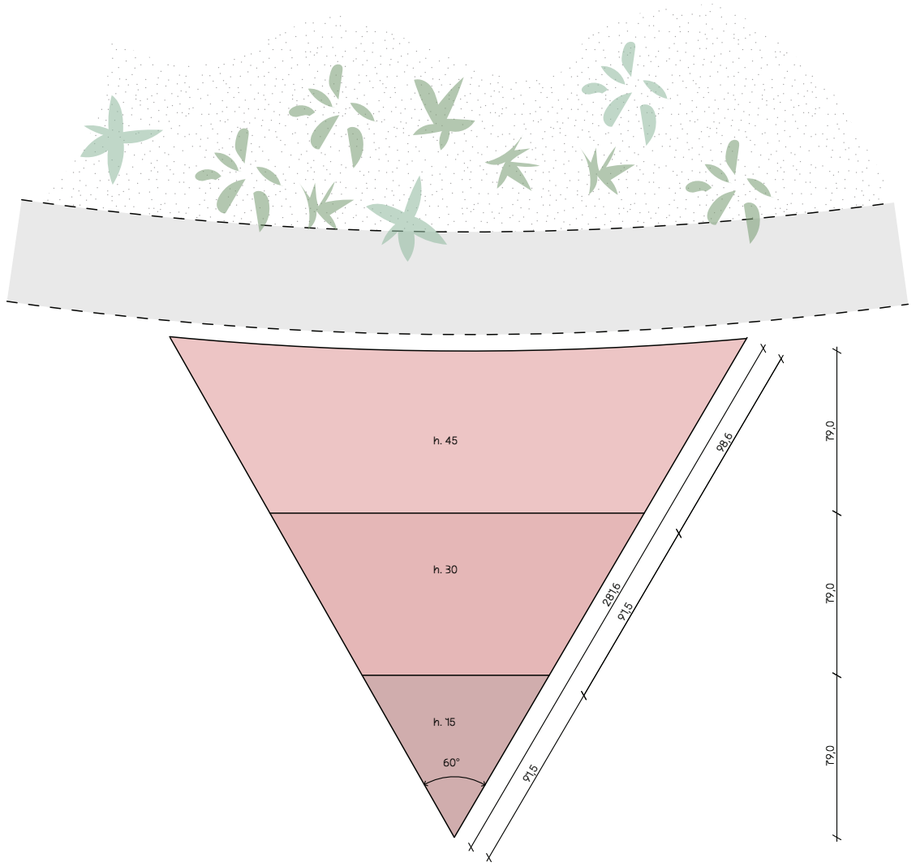
h. 45
h. 30
h. 15
60°
98,6
281,6
97,5
97,5
79,0
79,0
79,0

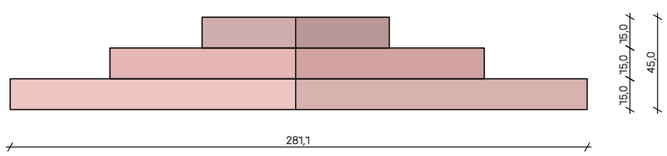
15,0
15,0
15,0
45,0
281,1



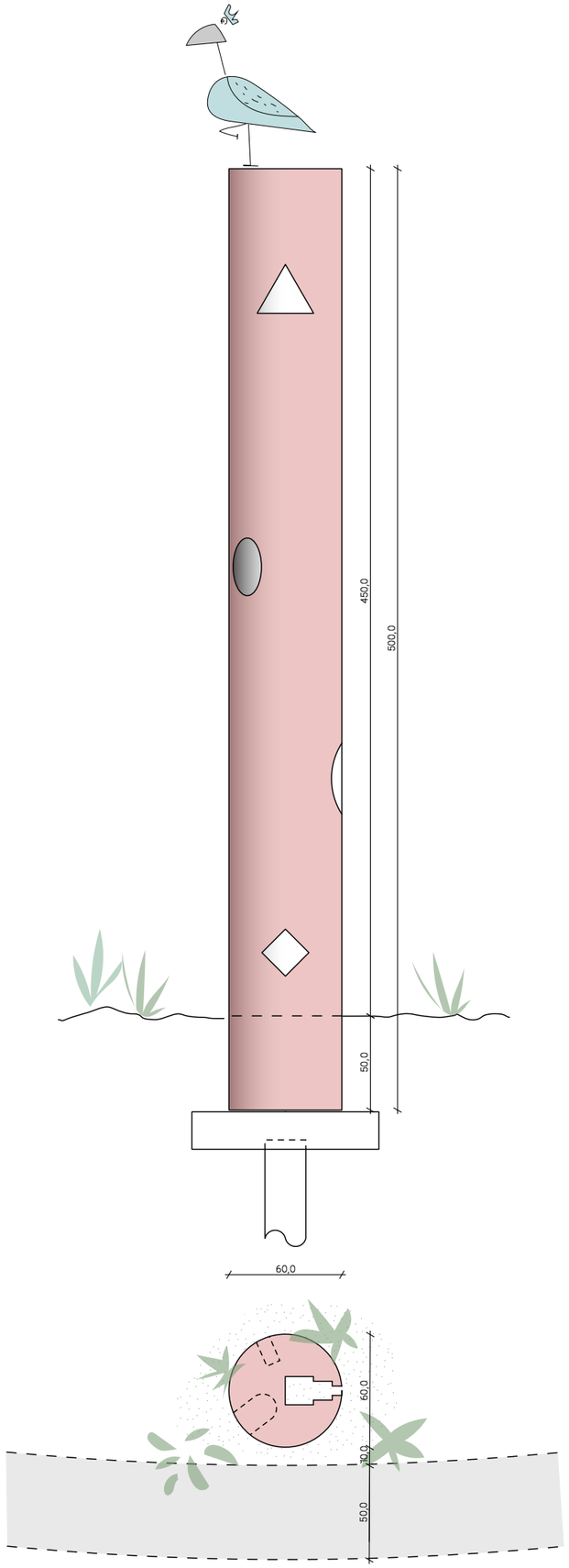
450,0
500,0
50,0
60,0
60,0
20,0
50,0



Materials

The mosaic becomes material through casting terrazzo, allowing to develop both mixtures and textures into unique, layered objects. Terrazzo is a cast material made by mixing fragments of stone, marble, and other aggregates with a binder, then polishing the surface to reveal them again. It brings different pieces together while allowing each to remain visible, elevating humble residues into new mineral formations.

For Dapperplein, each element will be developed with its own mixture and texture, incorporating fragments gathered from the transformations and the everyday life of the neighbourhood. Bricks and stones from the current street works, metal beads and objects from the market, shells or fish scale patterns from the stalls, along with seeds, fabrics, jewellery, or leaves from the gardens: These materials and textures can become part of the body and surface of the pieces, giving each element its own colour, shade, grain, texture and story.

The collection of characters and their materials can continue to evolve through conversations and workshops with residents, market traders, local organisations or schools, from the definition of elements-characters to the games and to the making of terrazzo samples. Objects, fragments or traces carrying personal memories can become aggregates, imprints or small insertions within the work, allowing participation to enter the material itself.












Photos of fish, shells and other animals from Dappermarkt



Fish bone from the Dapper-markt

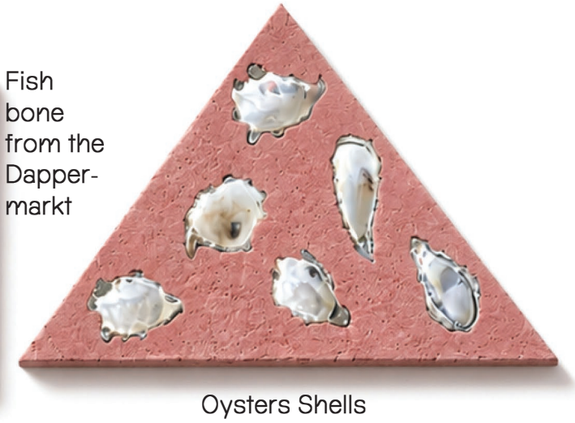

Oysters Shells



Sea Scallops Shells



Shells terrazzo with razor clamps, oysters, mussels, and clamps



Heron footprint



Fish Scale Texture













Photos of textiles from Dappermarkt



Batik textures from the market



Striped textiles



Lace Doily



Lace texture from the market



Cement cast on textile








Seeds and bulbs from the Dappermarkt



Nuts shells



Nuts shells



Onion bulbs



Texture of sunflower seeds



Corn seeds texture

Quinoa texture

Rice texture








Selection of trees leaves and plants from the future landscape design



Linden tree leave



Calendula, Lavander, Nepeta flowers



Spontaneous weeds



Leave impressed in the material



Leaves and flowers from Prunus Avium and Amelanchier lamarckii



Various leaves













Fragments of the Dapperbuurt from the past and present histories





Engraving in concrete, symbol from video: Amsterdam wants to demolish the Dapperbuurt, residents revolt by Andere Tijden



Bricks, stones and concrete rubbles from reconstruction and construction



Metals, charms from Dapperbuurters, from stands in the market or tins pull taps



Dapperbuurt plan from Amsterdam Historical Growth Map





Games in the dapperbuurt

Backgammon





Solitaire



Go



Chess



Geese Game



Mens erger je niet!

Scenes



























Configurations

The elements can be placed in different configurations, which are to be developed in collaboration with the municipality and the neighboorhood, depending on constraints and desires. The following layouts illustrate some of the possibilities.

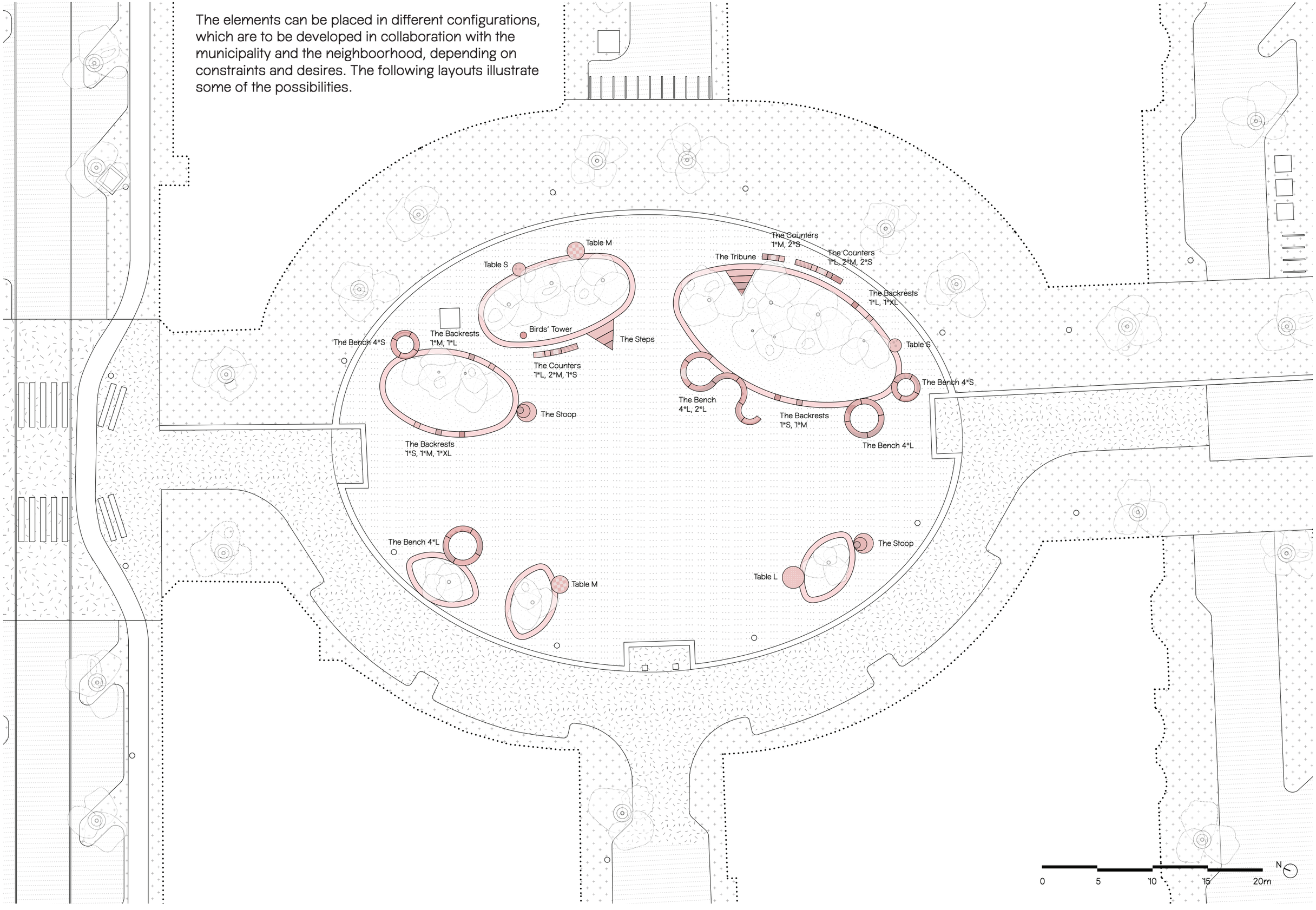

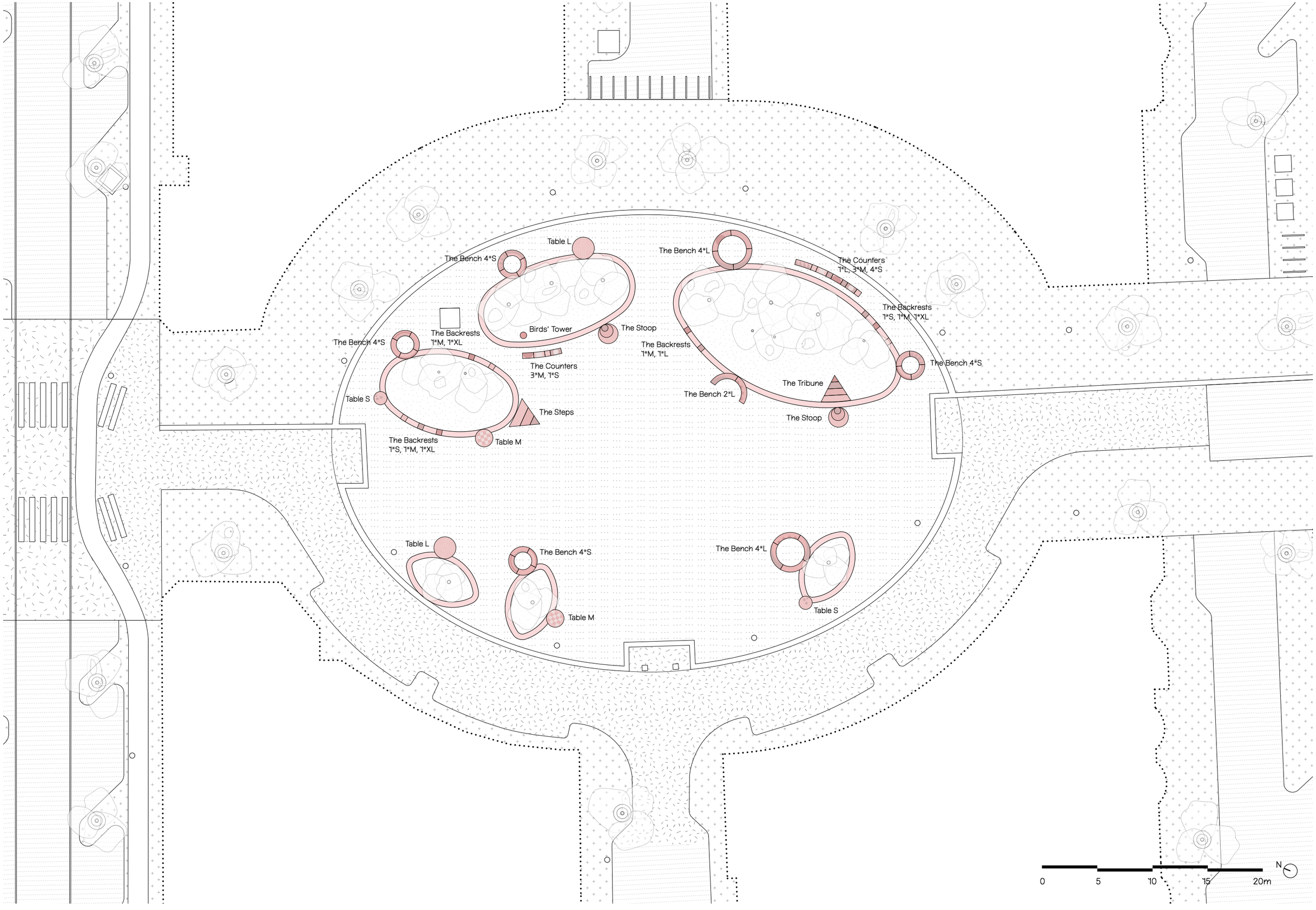
Table L
The Bench 4*S
The Backrests
1*M, 1*XL
Birds' Tower
The Stoop
The Bench 4*S
The Counters
3*M, 1*S
Table S
The Steps
The Backrests
1*S, 1*M, 1*XL
Table M
The Bench 4*L
The Counters
1*L, 3*M, 4*S
The Backrests
1*S, 1*M, 1*XL
The Backrests
1*M, 1*L
The Bench 4*S
The Tribune
The Bench 2*L
The Stoop
Table L
The Bench 4*S
Table M
The Bench 4*L
Table S
0
5
10
15
20m
N

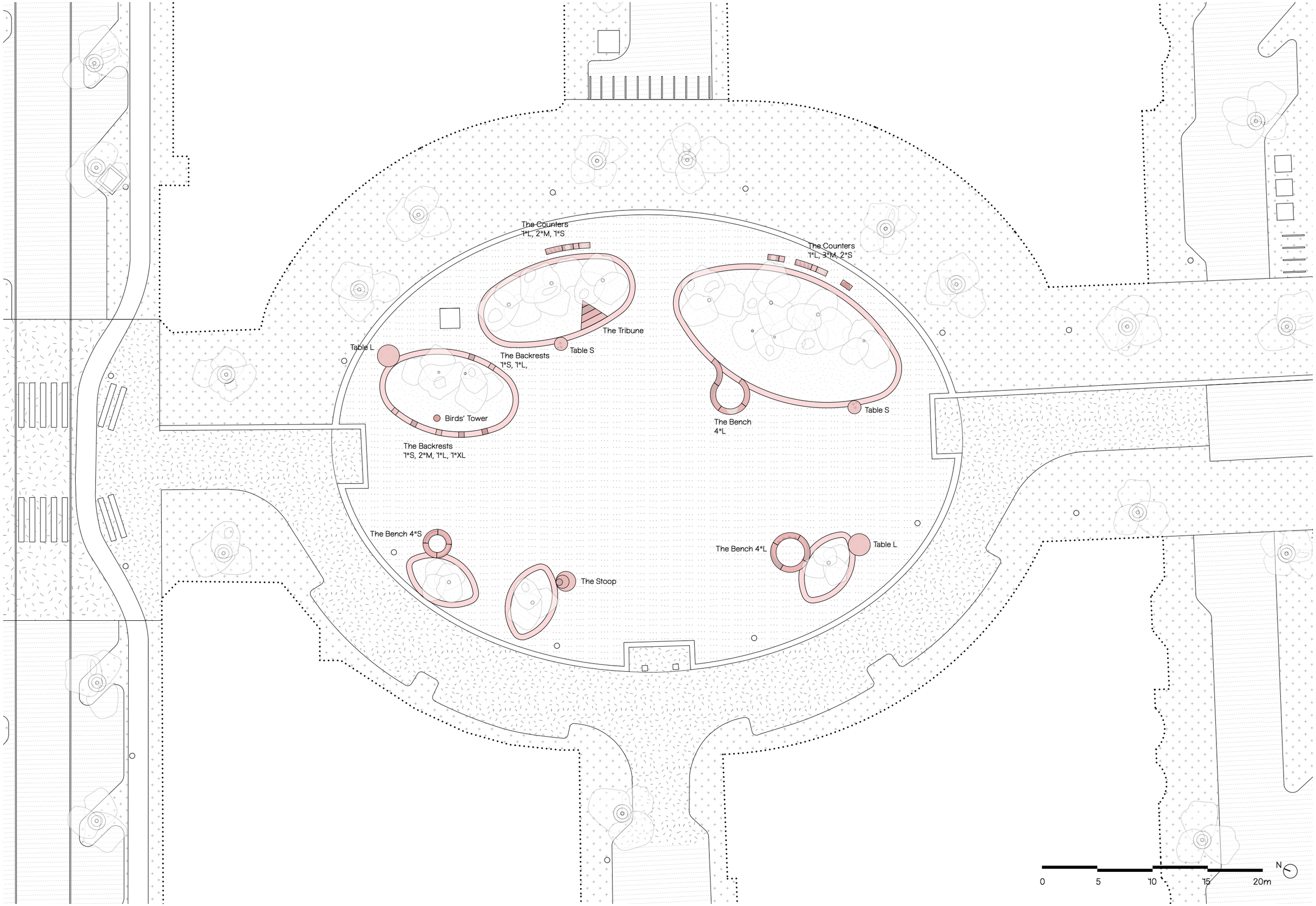
The Counters
1*L, 2*M, 1*S
The Counters
1*L, 3*M, 2*S
The Tribune
Table L
Table S
The Backrests
1*S, 1*L,
Birds' Tower
The Backrests
1*S, 2*M, 1*L, 1*XL
The Bench
4*L
The Bench 4*S
The Stoop
The Bench 4*L
Table L
0
5
10
15
20m
N

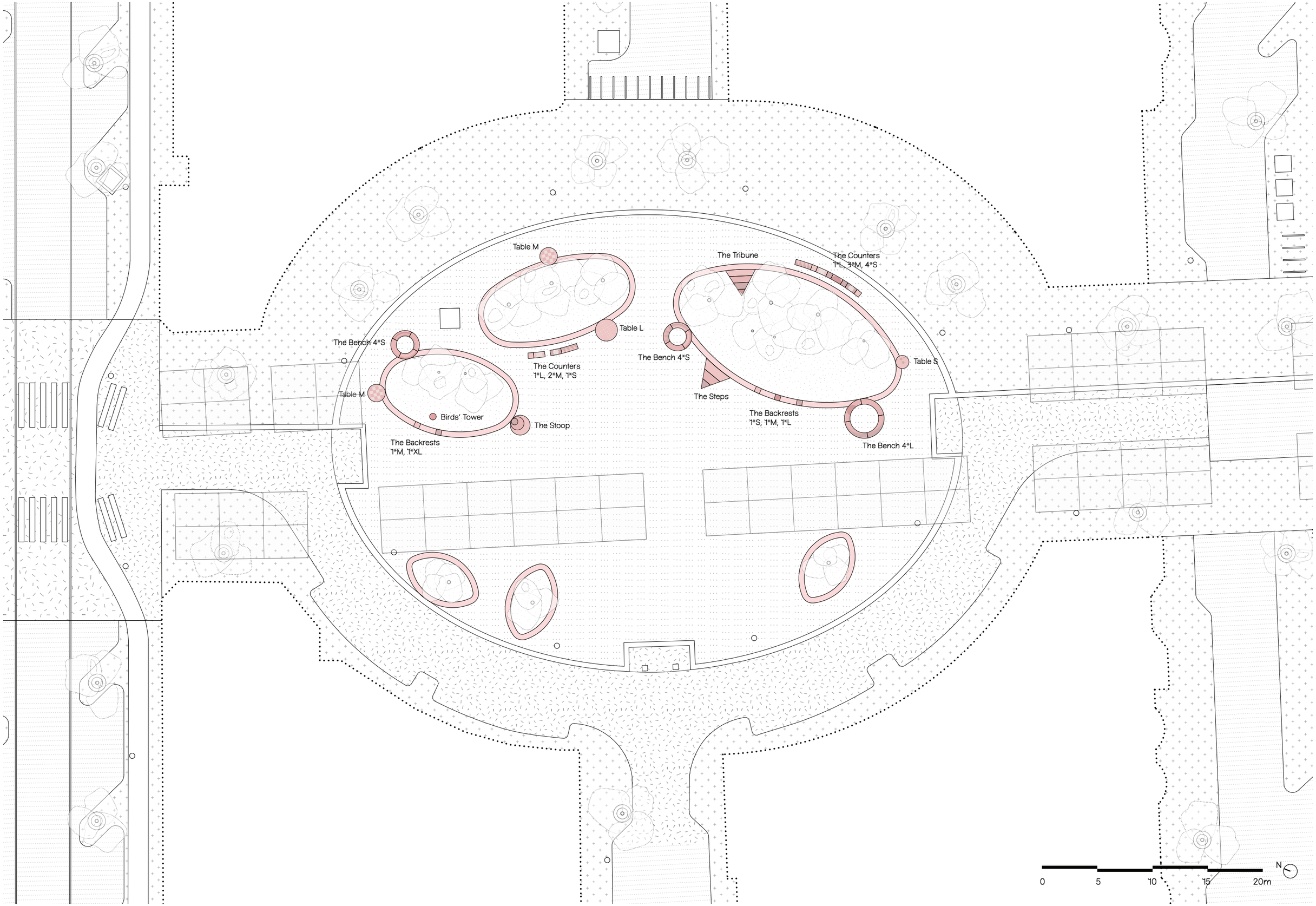
Table M
Table L
The Bench 4*S
The Counters
1*L, 2*M, 1*S
Table M
Birds' Tower
The Stoop
The Backrests
1*M, 1*XL
The Tribune
The Counters
1*L, 3*M, 4*S
The Bench 4*S
Table S
The Steps
The Backrests
1*S, 1*M, 1*L
The Bench 4*L
0
5
10
15
20m
N

Budget

The budget refers to a possible configuration which makes use of all the elements, outlined at pg.70 (Configuration 1). Other combinations, layouts, and budget adjustment are possible in a subsequent design phase. The design fee can also be adapted within the overall 150.000 euro budget depending on the workload and activities tied to production.

#	Element	Piece	M3	KG/M3	KG	PRICE/M3	PRICE	Piece	PRICE
1	**Birds' Tower**						**€ 10.932,00**	1	€ 10.932,00
1.1	Birds' Tower Ø 0,6 x 6,0 m	1	1,696	2400	4070	€ 4.500,00	€ 7.632,00		
1.2	Steel screw pile Ø219 mm	1					€ 2.000,00		
1.3	Slab foundation Ø1m x 0,2	1					€ 500,00		
1.4	Assemble						€ 800,00		
2	**Tribune**						**€ 15.602,50**	1	€ 15.602,50
2.1	Tribune 1 h = 0,45 m	1	1,467	2400	3521	€ 3.500,00	€ 5.134,50		
2.2	Tribune 2 h = 0,45 m	1	0,841	2400	2018	€ 3.500,00	€ 2.943,50		
2.3	Tribune 3 h = 0,45 m	1	0,374	2400	898	€ 3.500,00	€ 1.309,00		
2.4	Tribune 4 h = 0,45 m	1	0,093	2400	223	€ 3.500,00	€ 325,50		
2.5	Steel screw pile Ø168 mm	3				€ 1.200,00	€ 4.500,00		
2.6	Slab foundation h=0,2 m	1	3,3			€ 300,00	€ 990,00		
2.7	Assemble						€ 400,00		
3	**The Steps**						**€ 4.726,00**	1	€ 4.726,00
3.1	Step 1 h = 0,2 m	1	0,660	2400	1584	€ 3.500,00	€ 2.310,00		
3.2	Step 2 h = 0,15 m	1	0,216	2400	518	€ 3.500,00	€ 756,00		
3.3	Step 3 h = 0,15 m	1	0,360	2400	864	€ 3.500,00	€ 1.260,00		
3.4	Assemble						€ 400,00		
4	**The Stoop**						**€ 2.977,50**	1	€ 2.977,50
4.1	Stoop Ø 0,6 m	1	0,042	2400	101	€ 4.500,00	€ 189,00		
4.2	Stoop Ø 1,2 m	1	0,171	2400	410	€ 4.500,00	€ 769,50		
4.3	Stoop Ø 1,8 m	1	0,382	2400	917	€ 4.500,00	€ 1.719,00		
4.4	Assemble						€ 300,00		
5	**Bench S**						**€ 1.837,00**	8	€ 14.696,00
5.1	Table top	1	0,083	2400	199	€ 10.000,00	€ 830,00		
5.2	Tabel legs	2	0,023	2400	55	€ 4.500,00	€ 207,00		
5.3	Assemble						€ 800,00		
6	**Bench L**						**€ 2.227,00**	11	€ 24.497,00
6.1	Table top	1	0,122	2400	293	€ 10.000,00	€ 1.220,00		
6.2	Tabel legs	2	0,023	2400	55	€ 4.500,00	€ 207,00		
6.3	Assemble						€ 800,00		
7	**Table Ø 1,2 m**						**€ 2.510,50**	2	€ 5.021,00
7.1	Table top	1	0,113	2400	271	€ 10.000,00	€ 1.130,00		
7.2	Tabel legs	3	0,043	2400	103	€ 4.500,00	€ 580,50		
7.3	Assemble						€ 800,00		

#	Element	Piece	M3	KG/M3	KG	PRICE/M3	PRICE	Piece	PRICE
8	**Table Ø 1,6 m**						**€ 2.523,00**	2	€ 5.046,00
8.1	Table top	1	0,201	2400	482	€ 10.000,00	€ 2.010,00		
8.2	Tabel legs	3	0,038	2400	91	€ 4.500,00	€ 513,00		
8.3	Assemble						€ 800,00		
9	**Table Ø 2,0 m**						**€ 3.595,50**	1	€ 3.595,50
9.1	Table top	1	0,315	2400	756	€ 10.000,00	€ 3.150,00		
9.2	Tabel legs	3	0,033	2400	79	€ 4.500,00	€ 445,50		
9.3	Assemble						€ 800,00		
10	**Counter S**						**€ 921,00**	5	€ 4.605,00
10.1	Counter 0,5 m	1	0,103	2400	247	€ 7.000,00	€ 721,00		
10.2	Installing						€ 200,00		
11	**Counter M**						**€ 1.187,00**	5	€ 5.935,00
11.1	Counter 1,0 m	1	0,141	2400	338	€ 7.000,00	€ 987,00		
11.2	Installing						€ 200,00		
12	**Counter L**						**€ 1.740,00**	2	€ 3.480,00
12.1	Counter 1,5 m	1	0,220	2400	528	€ 7.000,00	€ 1.540,00		
12.2	Installing						€ 200,00		
13	**Backrest S**						**€ 570,00**	3	€ 1.710,00
13.1	Backrest h = 0,15 m	1	0,017	2400	41	€ 10.000,00	€ 170,00		
13.2	Installing						€ 400,00		
14	**Backrest M**						**€ 760,00**	2	€ 1.520,00
14.1	Backrest h = 0,3 m	1	0,036	2400	86	€ 10.000,00	€ 360,00		
14.2	Installing						€ 400,00		
15	**Backrest L**						**€ 1.030,00**	1	€ 1.030,00
15.1	Backrest h = 0,5 m	1	0,063	2400	151	€ 10.000,00	€ 630,00		
15.2	Installing						€ 400,00		
16	**Backrest XL**						**€ 1.480,00**	2	€ 2.960,00
16.1	Backrest h = 0,8 m	1	0,108	2400	259	€ 10.000,00	€ 1.080,00		
16.2	Installing						€ 400,00		
17	**Pigment park curbs**						**€ 5.250,00**	1	€ 5.250,00
17.1	Pigmenting concrete curbs Municipality Amsterdam		50,000	15	750	€ 7,00	€ 5.250,00		
	Subtotal								**€ 113.583,50**
18	**Unforseen**	10%							€ 11.358,35
	Execution costs excl. VAT								**€ 124.941,85**
	Design Fee Studio Ossidiana								€ 25.000,00
	Total excl. VAT								**€ 149.941,85**

A project by Studio Ossidiana

Giovanni Bellotti, Alessandra Covini, Klaas van der Molen, with Anna Halek, Mary Perez and Ani Dosheva.

Singel 295
3311 HD Dordrecht (NL)
www.studio-ossidiana.com

All rights reserved. No part of this document may be reproduced or transmitted in any form without the written consent of Studio Ossidiana.

Dordrecht, August 2026