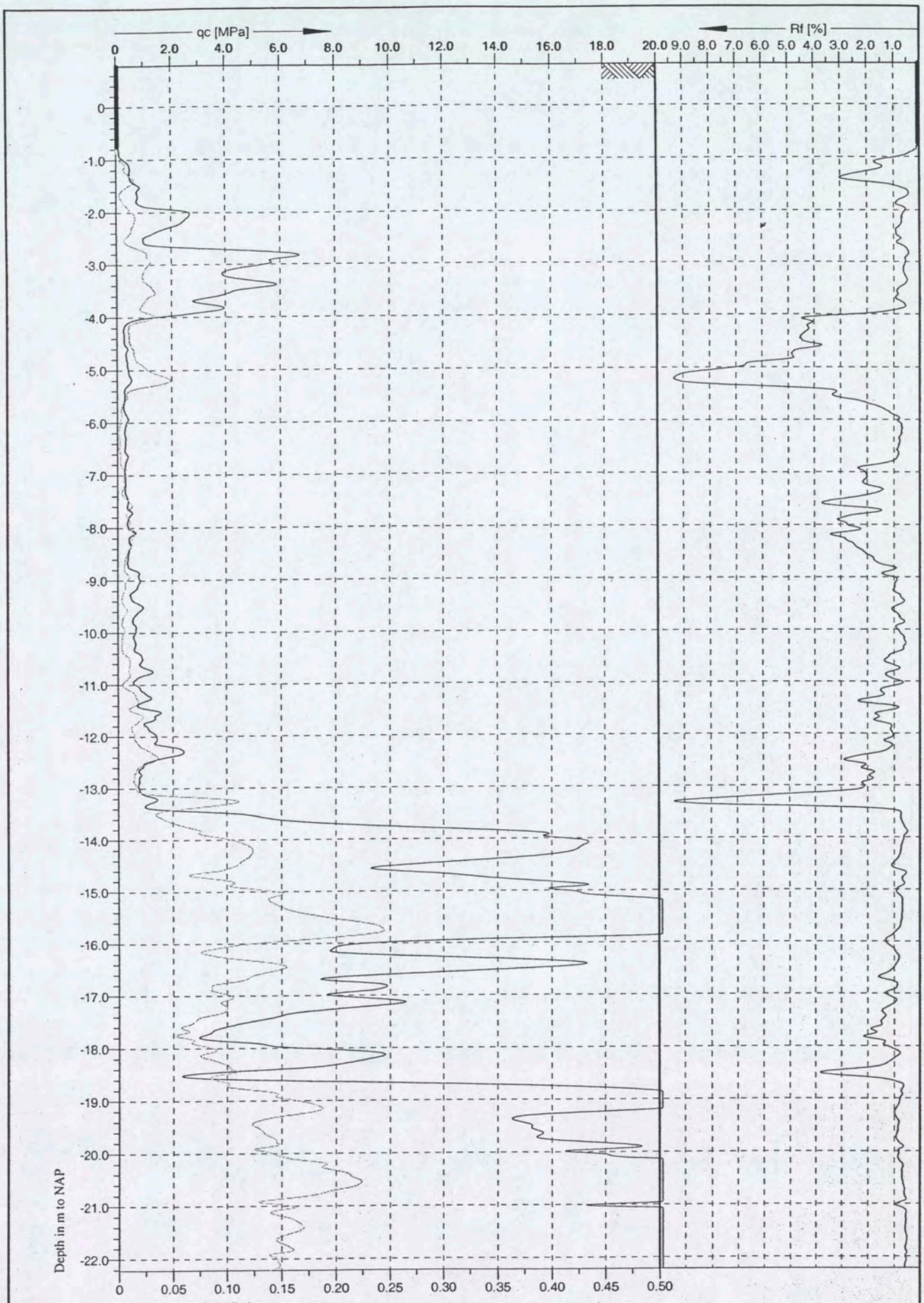

Location: Amsterdam	Position: X: 121856.6 m, Y: 489134.1 m	Ground level: 0.78	Test no: N40
Project ID: PN: 168616	Client: Grontmij Terreinonderzoek	Date: 7-6-2004	Scale: 1 : 100
Project: Shell-Terrein, PN: 168616		Page: 1/2	Fig:
		File: N40.cpd	

U2

Grontmij

Cone No: C10CFI.D21
Tip area [cm2]: 10
Sleeve area [cm2]: 150

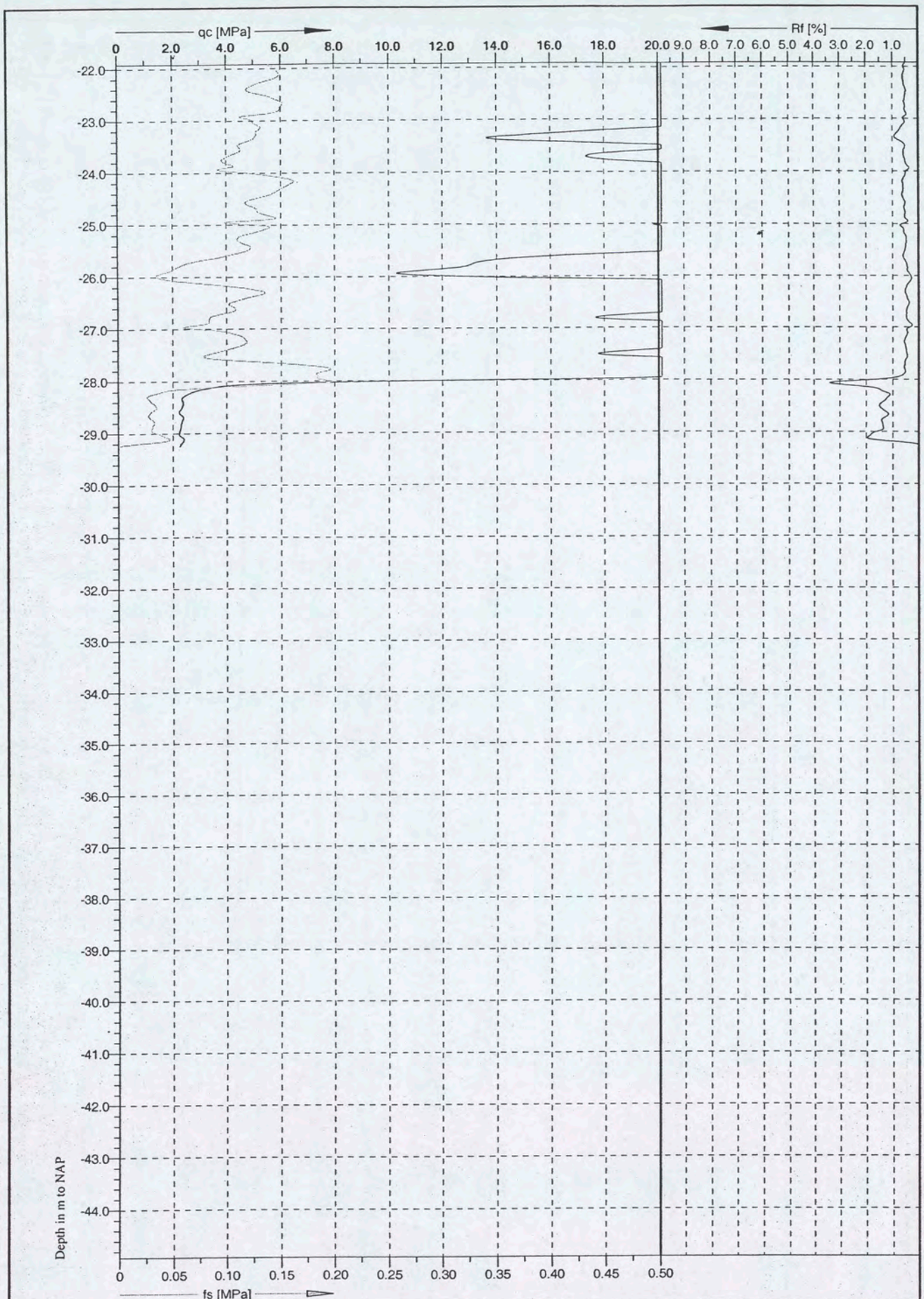

U2

Grontmij

Cone No: C10CFI.D21
Tip area [cm2]: 10
Sleeve area [cm2]: 150

Location: Amsterdam	Position: X: 121856.6 m, Y: 489134.1 m		Ground level: 0.78	Test no: N40
Project ID: PN: 168616	Client: Grontmij Terreinonderzoek		Date: 7-6-2004	Scale: 1 : 100
Project: Shell-Terrein, PN: 168616			Page: 2/2	Fig:
			File: N40.cpd	

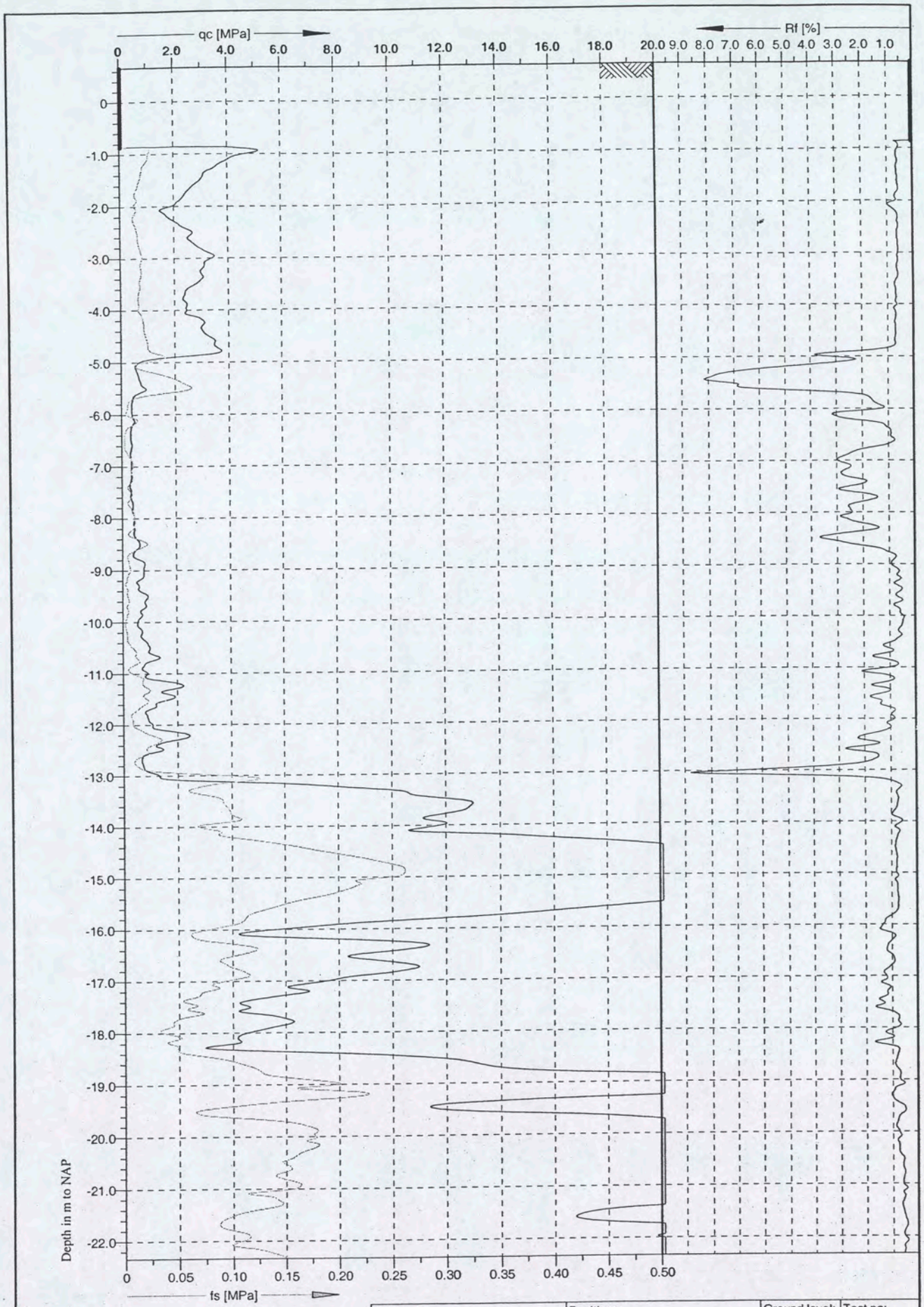

Location: Amsterdam	Position: X: 121894.5 m, Y: 489094.5 m	Ground level: 0.66	Test no: N45
Project ID: PN: 168616	Client: Grontmij Terreinonderzoek	Date: 9-6-2004	Scale: 1 : 100
Project: Shell -Terrein, PN: 168616		Page: 1/2	Fig:
		File: N45.cpd	

U2

Grontmij

Cone No: C10CFI.D21
Tip area [cm2]: 10
Sleeve area [cm2]: 150

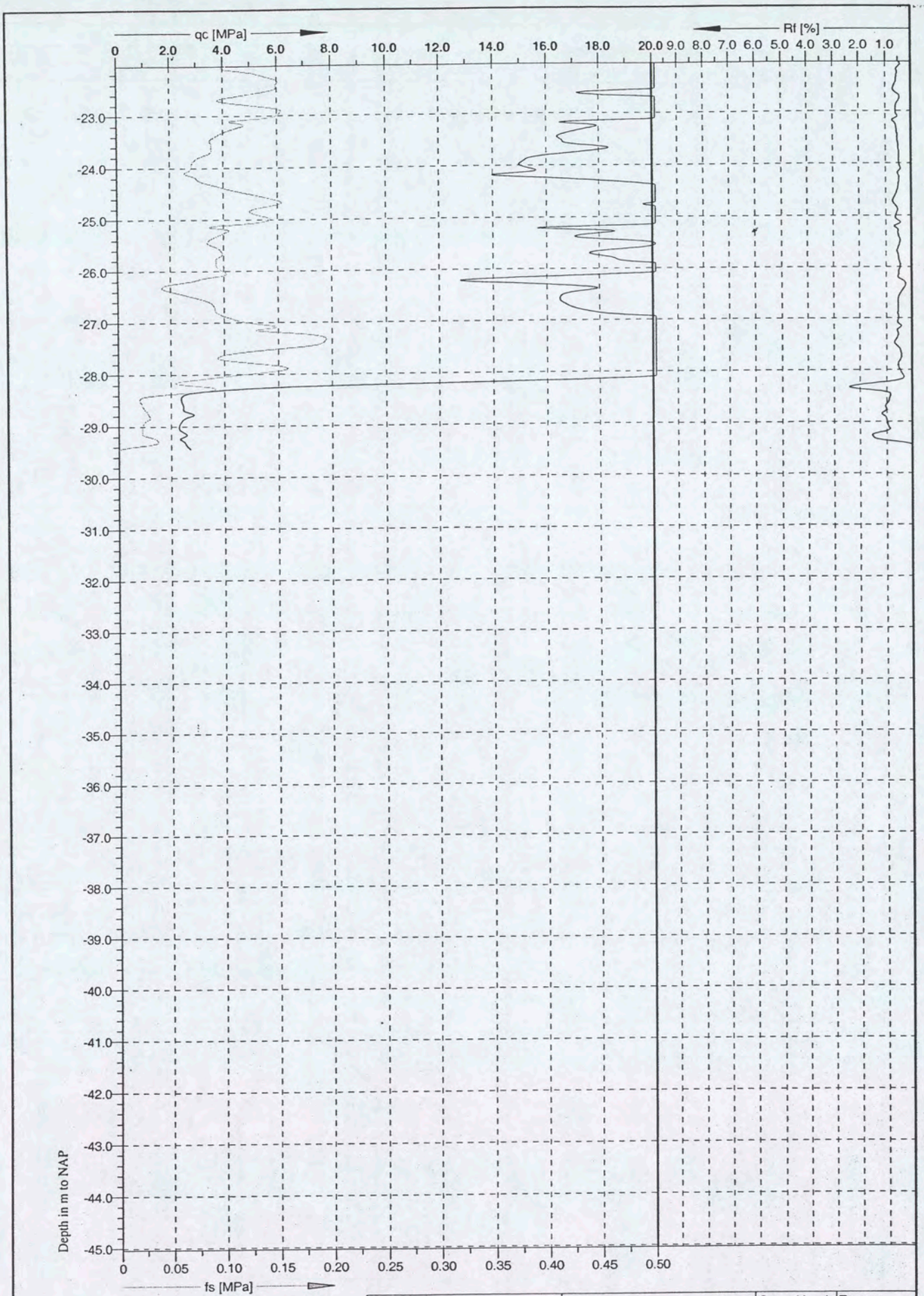

U2

Grontmij

Cone No: C10CFI.D21
Tip area [cm2]: 10
Sleeve area [cm2]: 150

Location: Amsterdam	Position: X: 121894.5 m, Y: 489094.5 m	Ground level: 0.66	Test no: N45
Project ID: PN: 168616	Client: Grontmij Terreinonderzoek	Date: 9-6-2004	Scale: 1 : 100
Project: Shell -Terrein, PN: 168616		Page: 2/2	Fig:
		File: N45.cpd	

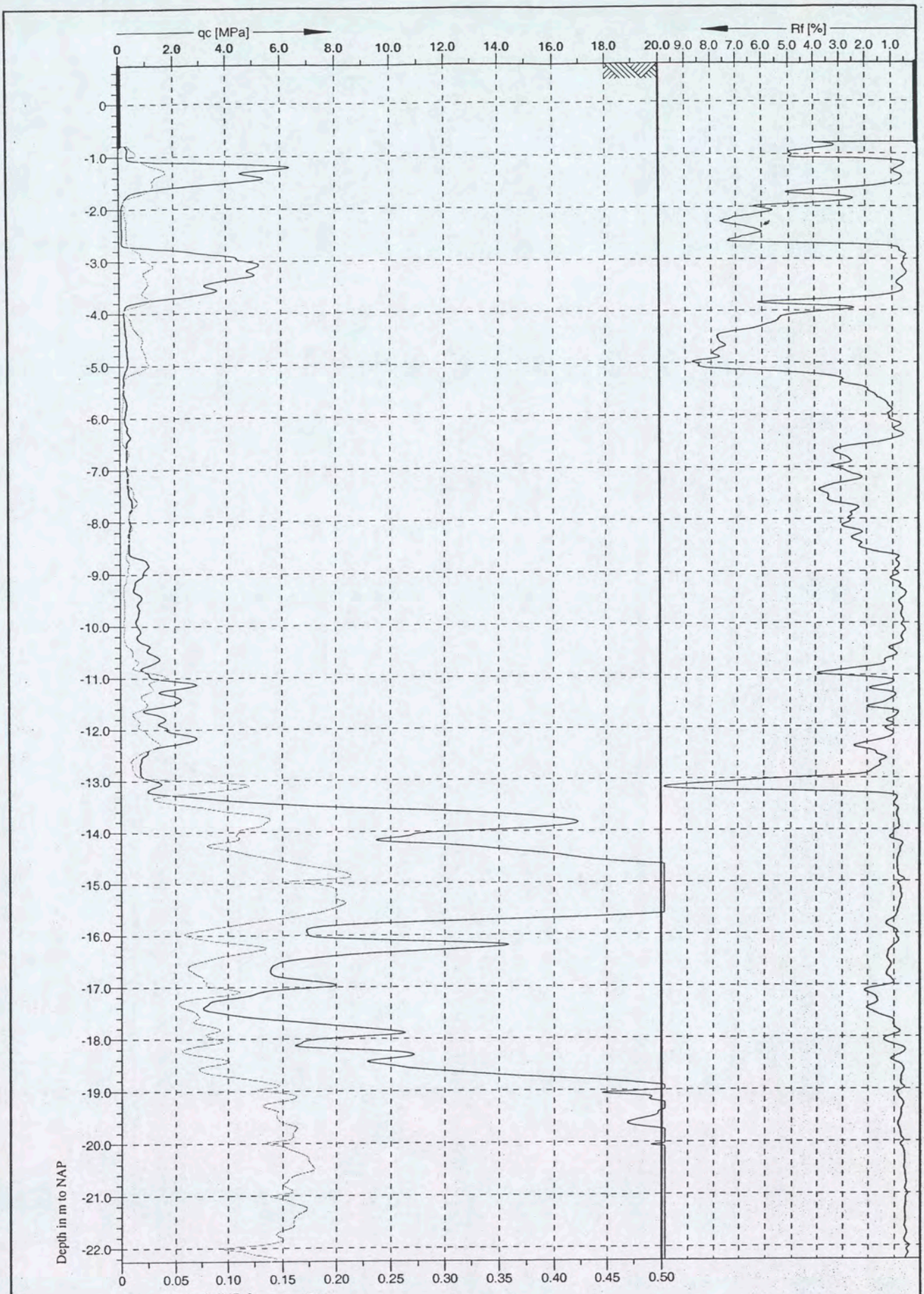

Location: Amsterdam	Position: X: 121883.4 m, Y: 489132.2 m	Ground level: 0.74	Test no: N46
Project ID: PN: 168616	Client: Grontmij Terreinonderzoek	Date: 10-6-2004	Scale: 1 : 100
Project: Shell -Terrein, PN: 168616		Page: 1/2	Fig:
		File: N46.cpd	

Grontmij

Cone No: C10CFI.D21
Tip area [cm2]: 10
Sleeve area [cm2]: 150

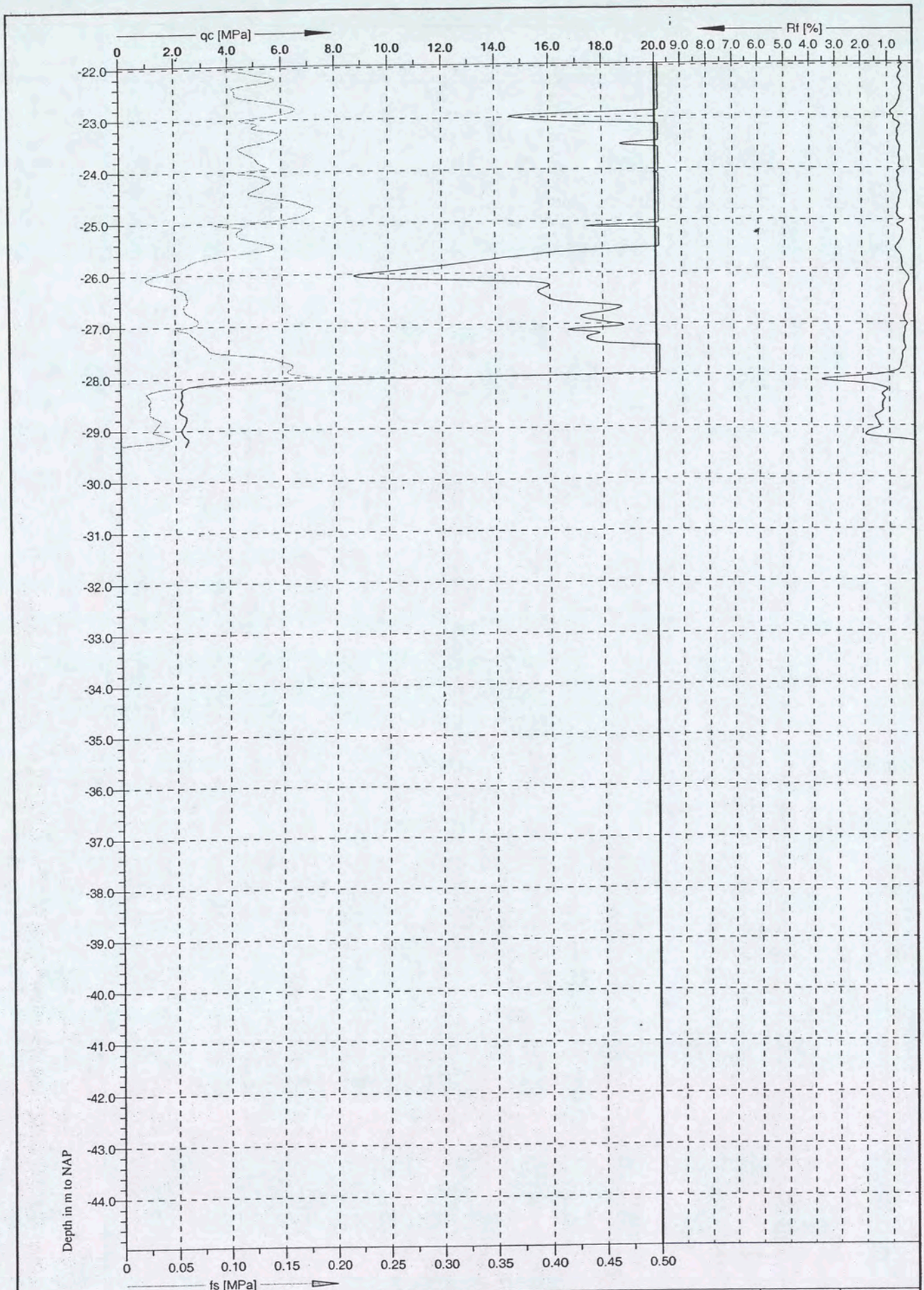

Location: Amsterdam	Position: X: 121883.4 m, Y: 489132.2 m	Ground level: 0.74	Test no: N46
Project ID: PN: 168616	Client: Grontmij Terreinonderzoek	Date: 10-6-2004	Scale: 1 : 100
Project: Shell -Terrein, PN: 168616		Page: 2/2	Fig:
		File: N46.cpd	

Grontmij

u2

Cone No: C10CFI.D21
Tip area [cm2]: 10
Sleeve area [cm2]: 150

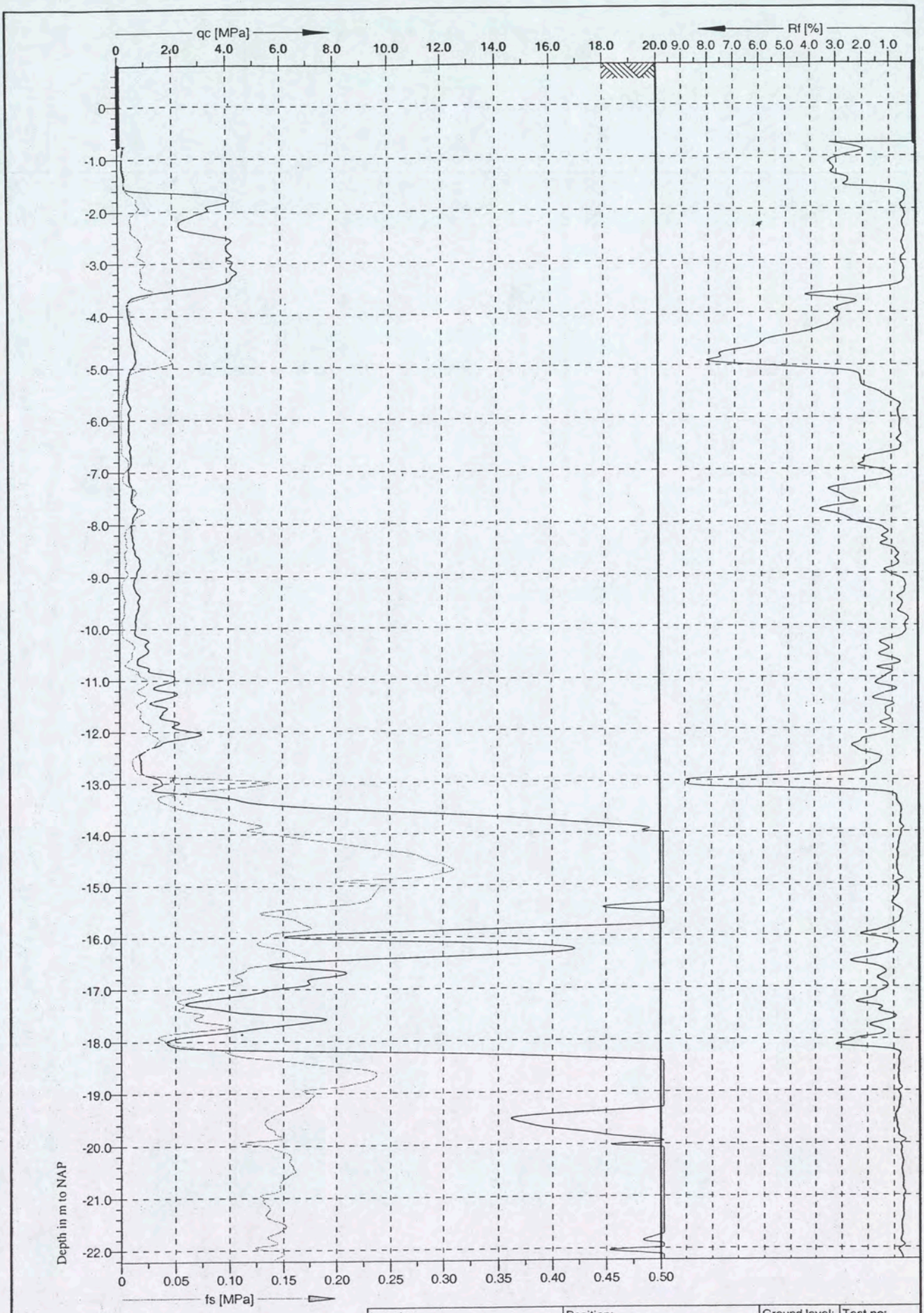

Location: Amsterdam	Position: X: 121872.2 m, Y: 489170.3 m	Ground level: 0.78	Test no: N47
Project ID: PN: 168616	Client: Grontmij Terreinonderzoek	Date: 15-6-2004	Scale: 1 : 100
Project: Shell, PN: 168616		Page: 1/2	Fig:
		File: N47.cpd	

Grontmij

U2

Cone No: C10CFI.D21
Tip area [cm2]: 10
Sleeve area [cm2]: 150

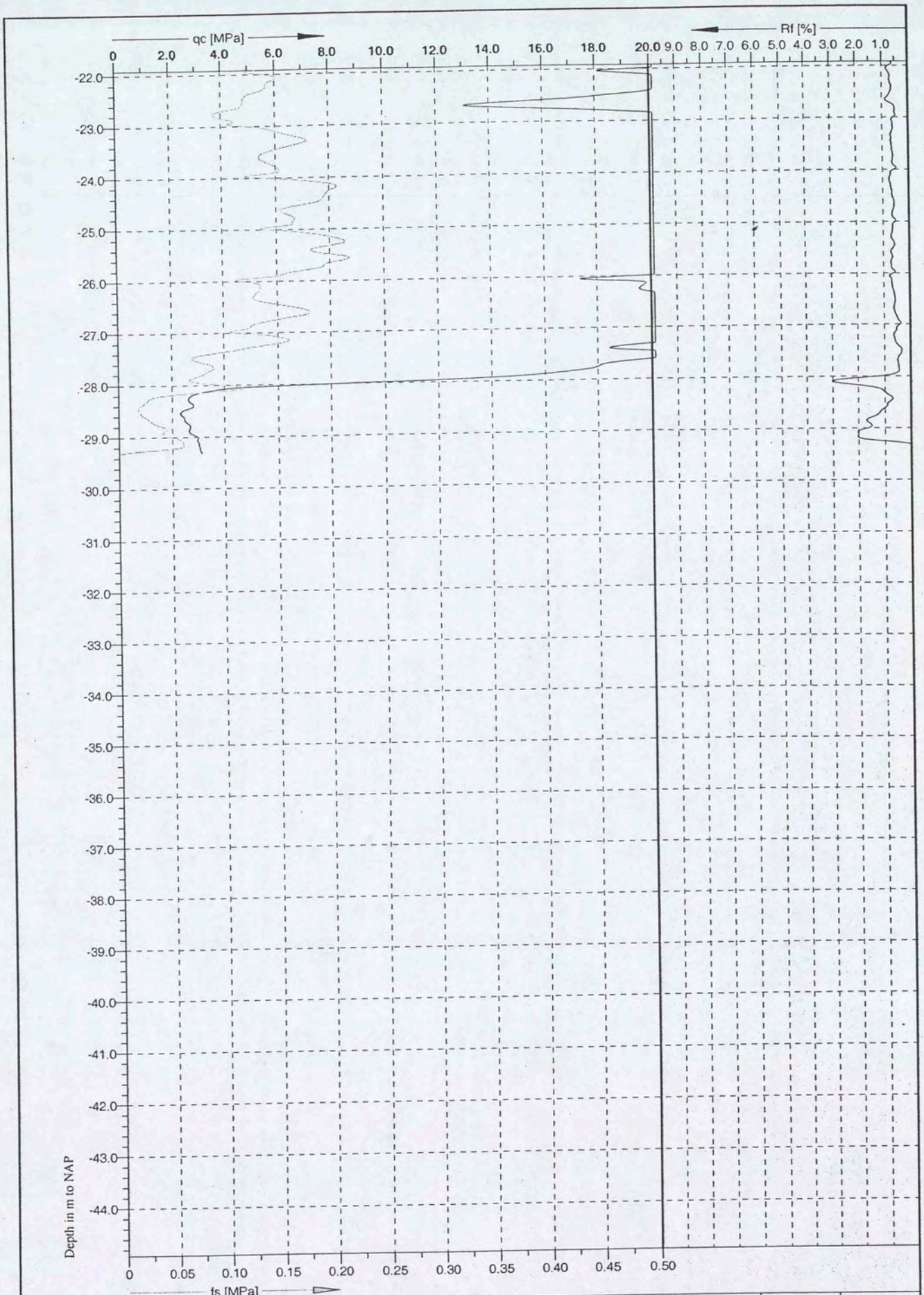

U2

Grontmij

Cone No: C10CFI.D21
Tip area [cm2]: 10
Sleeve area [cm2]: 150

Location: Amsterdam	Position: X: 121872.2 m, Y: 489170.3 m	Ground level: 0.78	Test no: N47
Project ID: PN: 168616	Client: Grontmij Terreinonderzoek	Date: 15-6-2004	Scale: 1 : 100
Project: Shell, PN: 168616		Page: 2/2	Fig:
		File: N47.cpd	

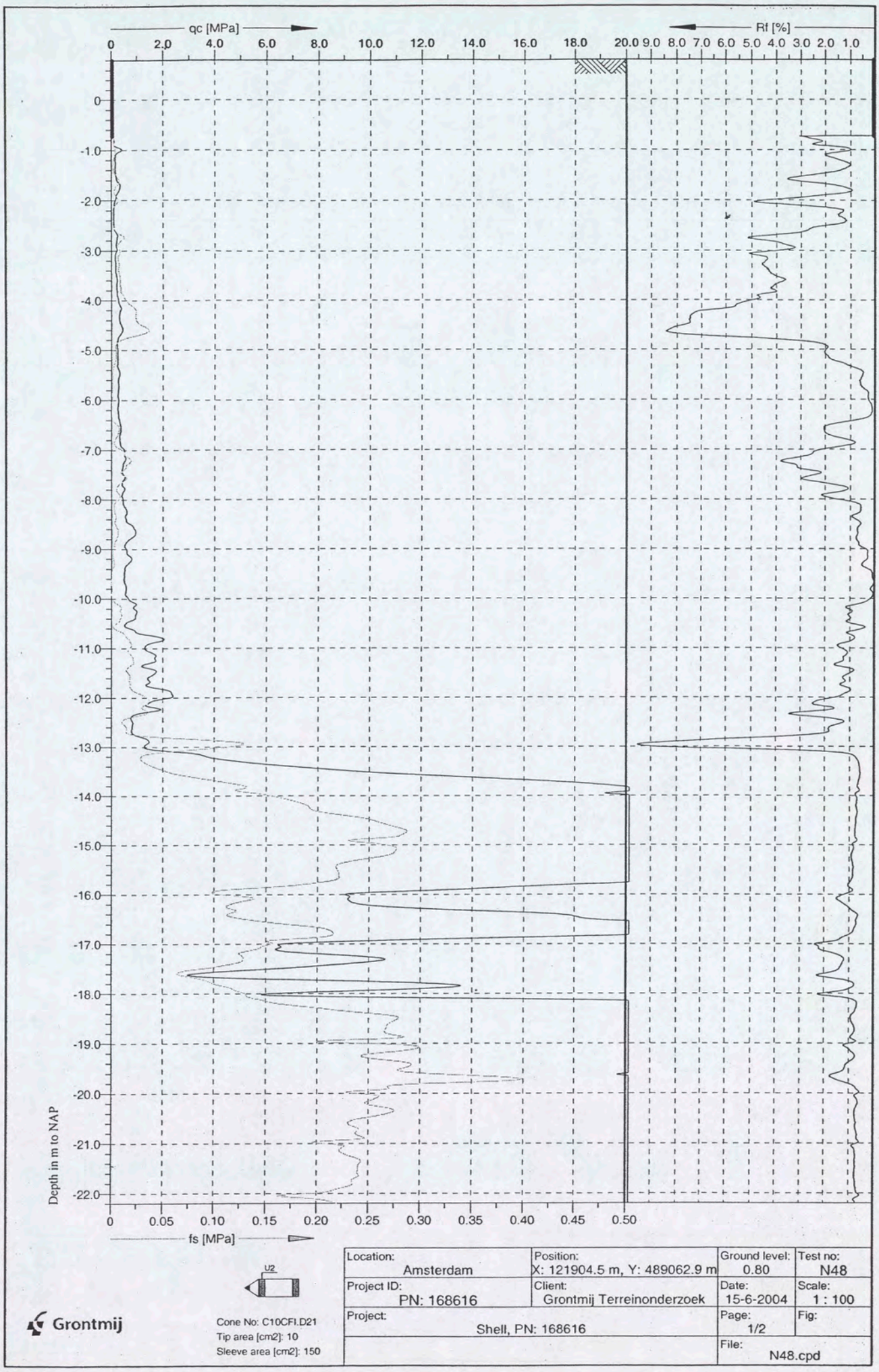

Location: Amsterdam	Position: X: 121904.5 m, Y: 489062.9 m	Ground level: 0.80	Test no: N48
Project ID: PN: 168616	Client: Grontmij Terreinonderzoek	Date: 15-6-2004	Scale: 1 : 100
Project: Shell, PN: 168616		Page: 1/2	Fig:
		File: N48.cpd	

Grontmij

Cone No: C10CFI.D21
Tip area [cm2]: 10
Sleeve area [cm2]: 150

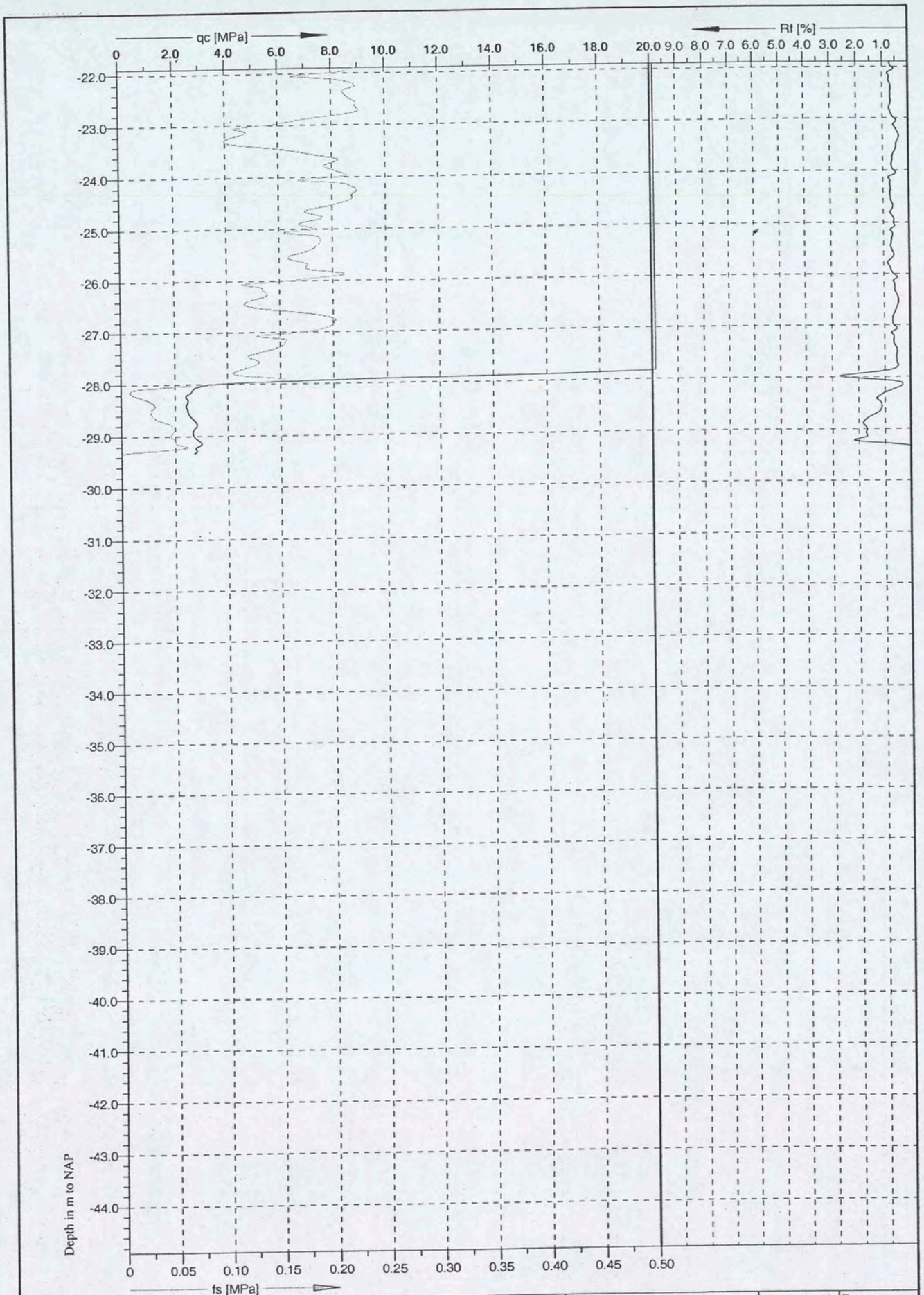

U2

Grontmij

Cone No: C10CFI.D21
Tip area [cm2]: 10
Sleeve area [cm2]: 150

Location: Amsterdam	Position: X: 121904.5 m, Y: 489062.9 m	Ground level: 0.80	Test no: N48
Project ID: PN: 168616	Client: Grontmij Terreinonderzoek	Date: 15-6-2004	Scale: 1 : 100
Project: Shell, PN: 168616		Page: 2/2	Fig:
		File: N48.cpd	

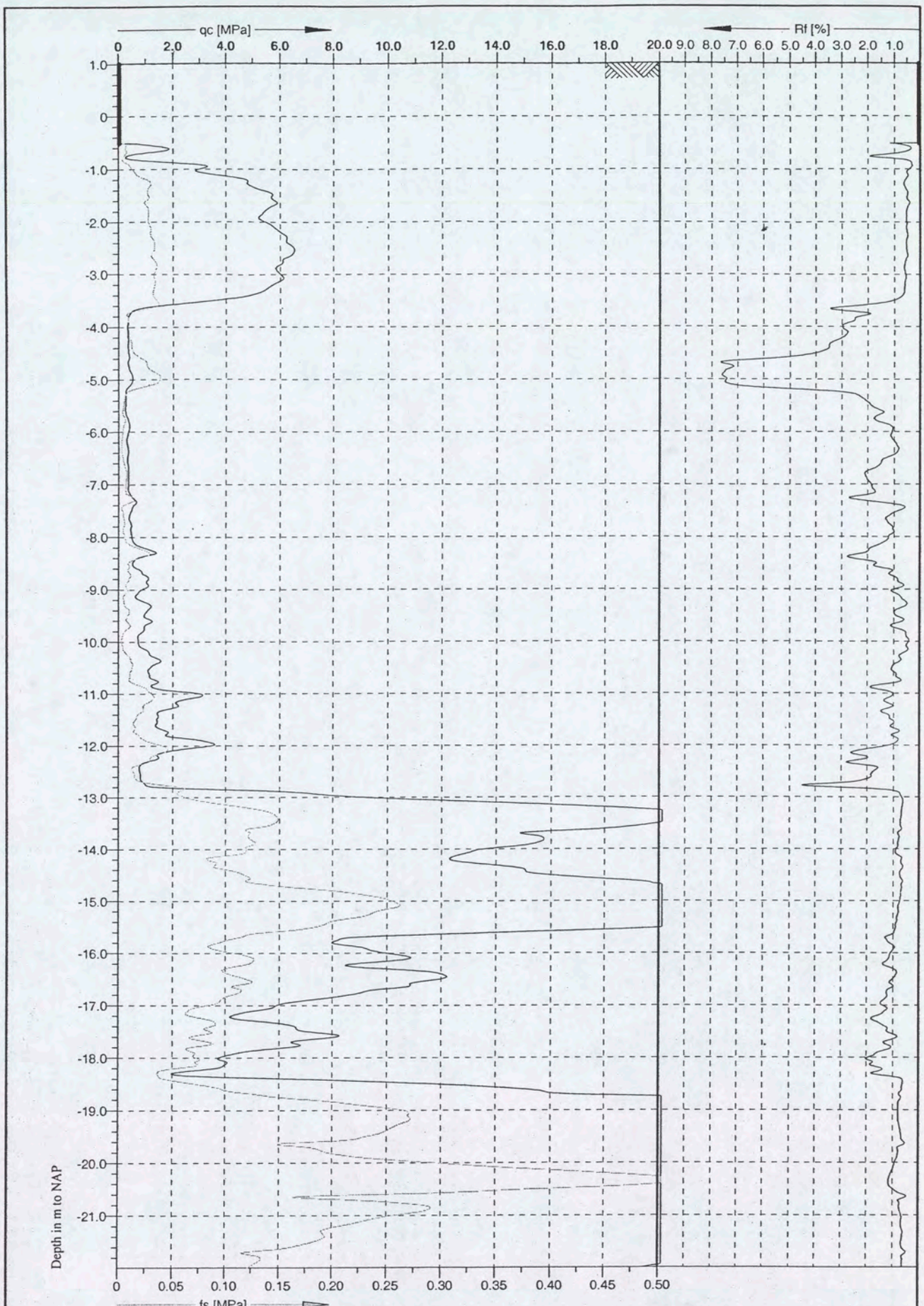

U2

Grontmij

Cone No: C10CFI.D21
Tip area [cm2]: 10
Sleeve area [cm2]: 150

Location: Amsterdam	Position: X: 121926.3 m, Y: 489062.6 m	Ground level: 1.01	Test no: N49
Project ID: PN: 168616	Client: Grontmij Terreinonderzoek	Date: 10-6-2004	Scale: 1 : 100
Project: Shell -Terrein, PN: 168616		Page: 1/2	Fig:
		File: N49.cpd	

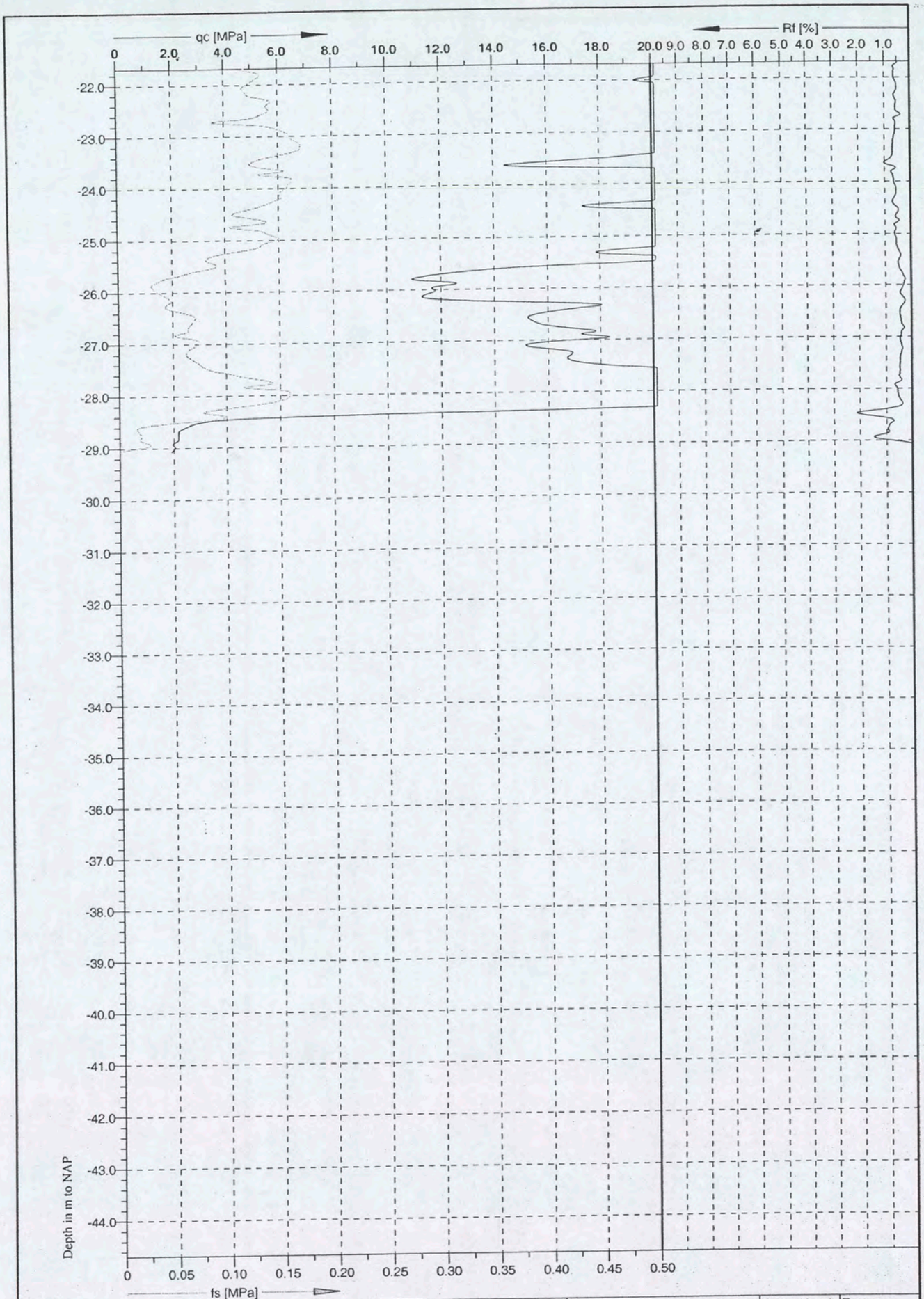



Grontmij

Cone No: C10CFI.D21
Tip area [cm2]: 10
Sleeve area [cm2]: 150

Location: Amsterdam	Position: X: 121926.3 m, Y: 489062.6 m	Ground level: 1.01	Test no: N49
Project ID: PN: 168616	Client: Grontmij Terreinonderzoek	Date: 10-6-2004	Scale: 1 : 100
Project: Shell -Terrein, PN: 168616		Page: 2/2	Fig:
		File: N49.cpd	

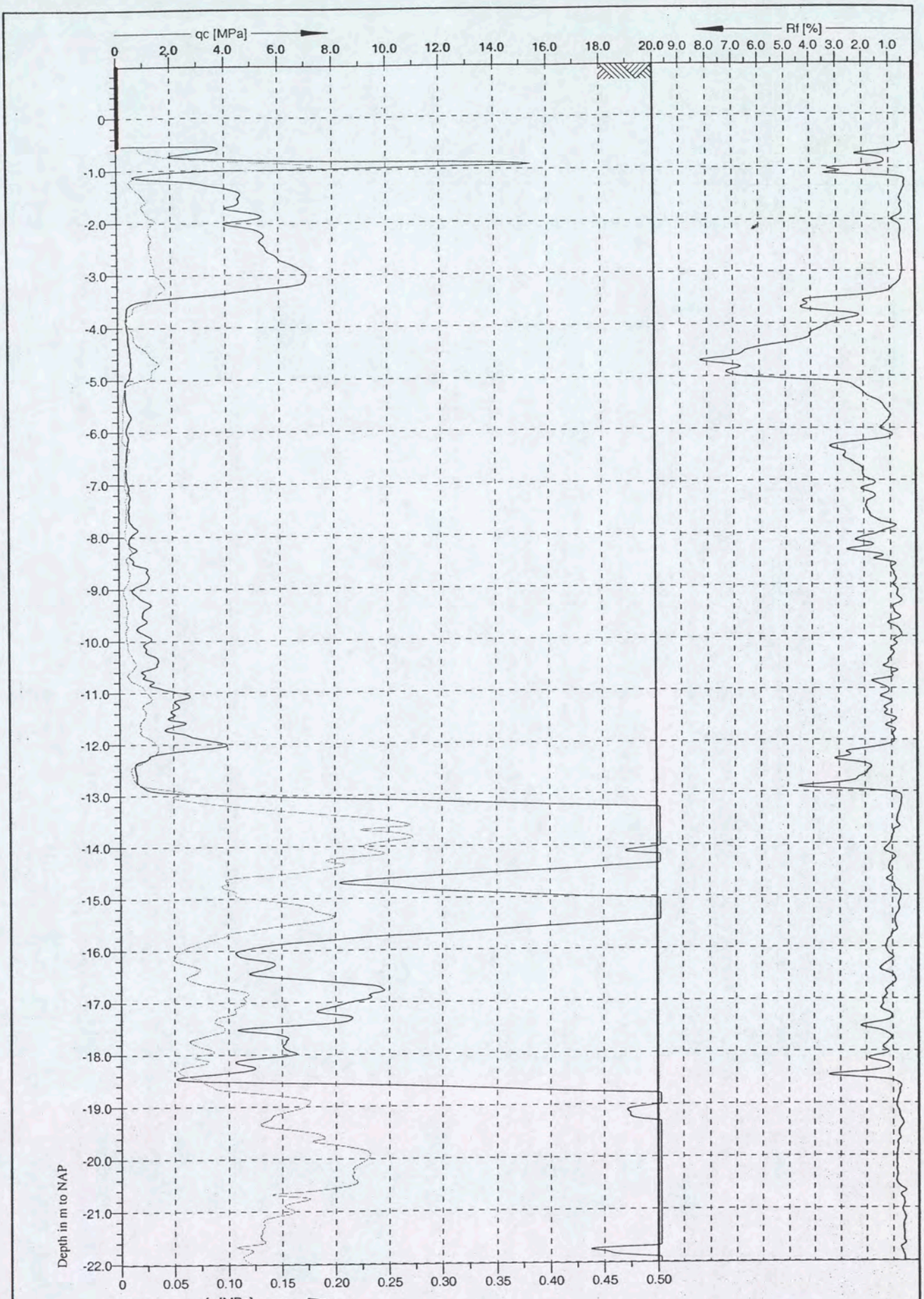

U2

Grontmij

Cone No: C10CFI.D21
Tip area [cm2]: 10
Sleeve area [cm2]: 150

Location: Amsterdam	Position: X: 121952.0 m, Y: 489069.9 m	Ground level: 0.98	Test no: N50
Project ID: PN: 168616	Client: Grontmij Terreinonderzoek	Date: 16-6-2004	Scale: 1 : 100
Project: Shell, PN: 168616		Page: 1/2	Fig:
		File: N50.cpd	

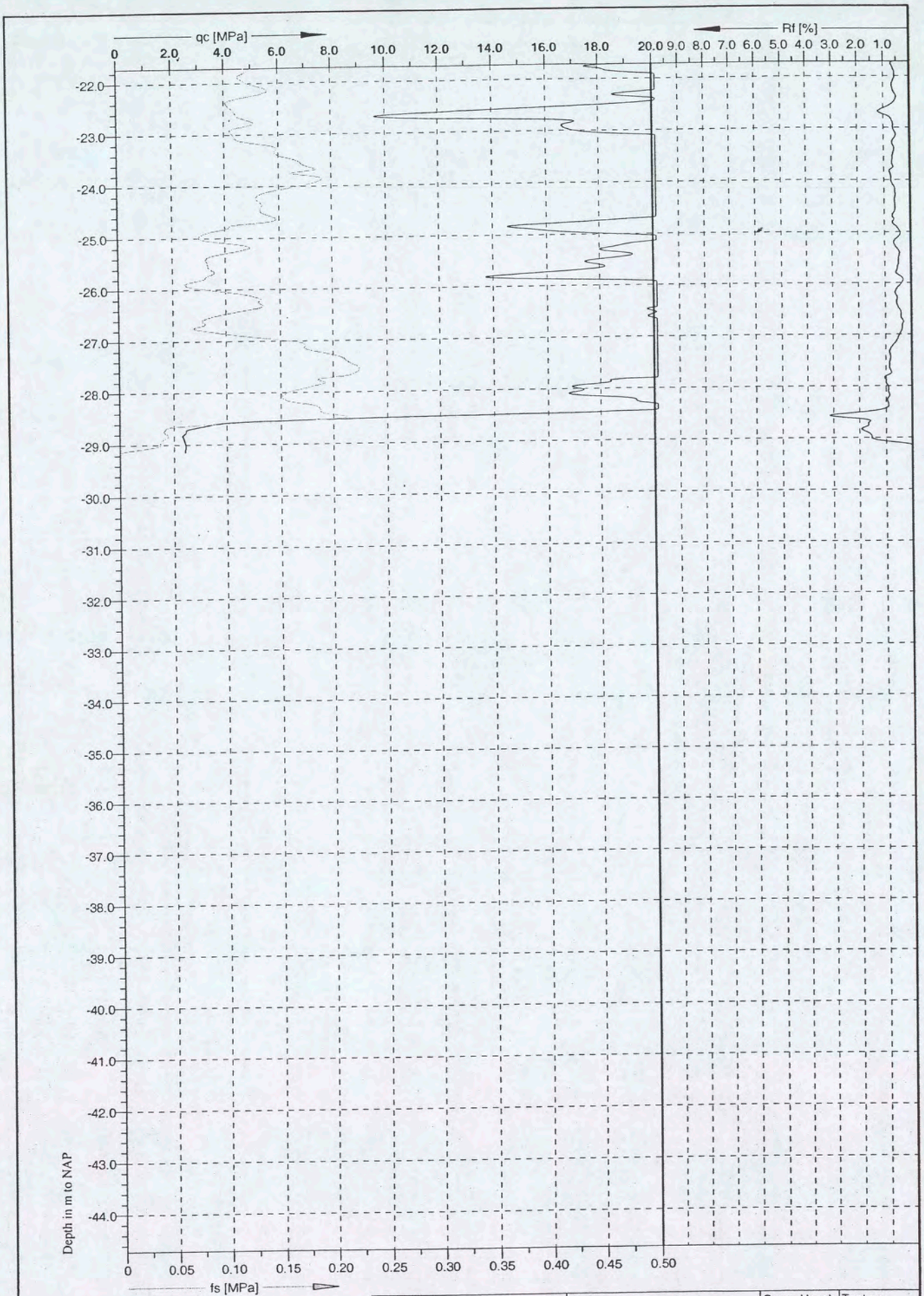

Grontmij

U2

Cone No: C10CFI.D21
Tip area [cm2]: 10
Sleeve area [cm2]: 150

Location: Amsterdam	Position: X: 121952.0 m, Y: 489069.9 m	Ground level: 0.98	Test no: N50
Project ID: PN: 168616	Client: Grontmij Terreinonderzoek	Date: 16-6-2004	Scale: 1 : 100
Project: Shell, PN: 168616		Page: 2/2	Fig:
		File: N50.cpd	

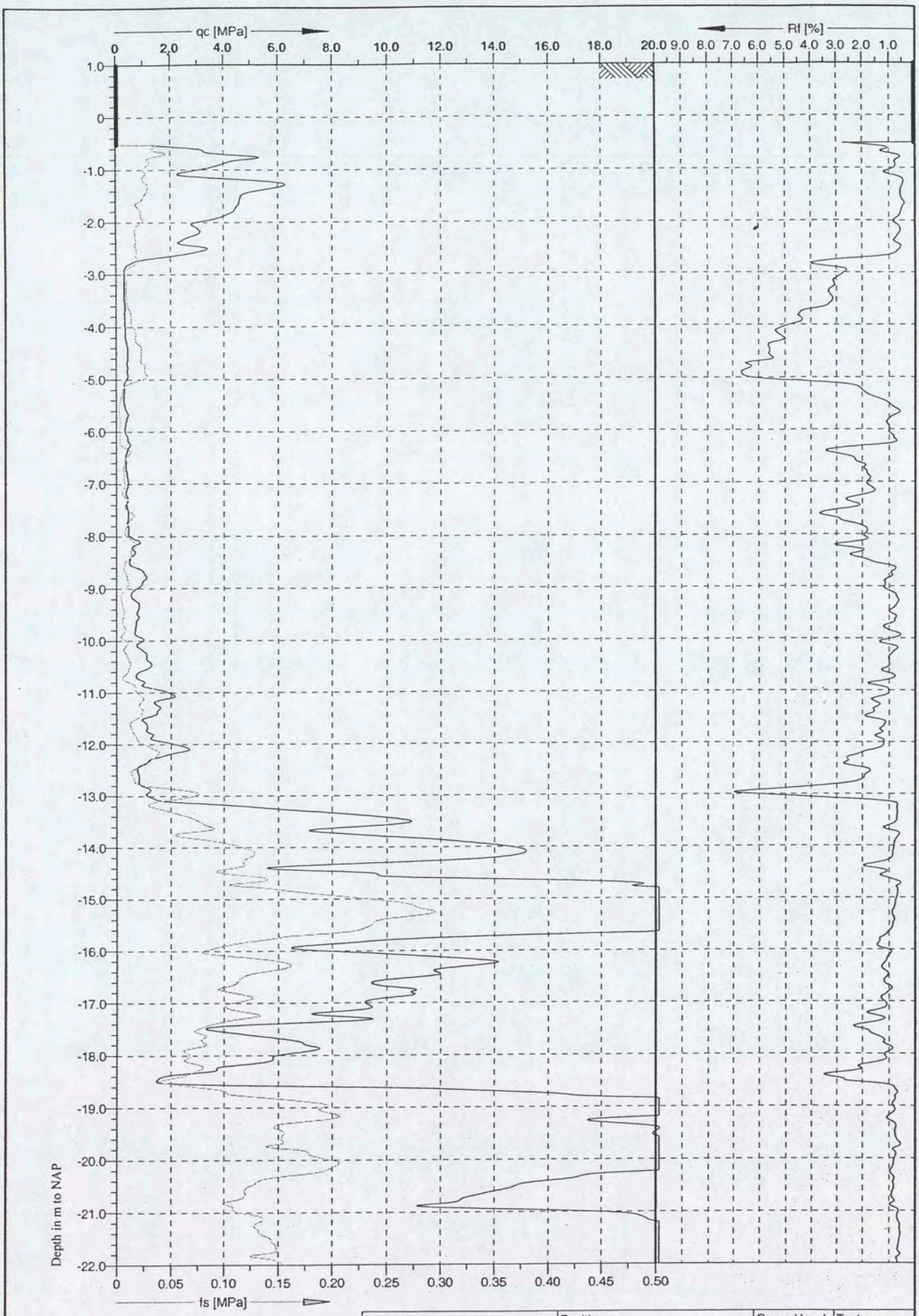

Location: Amsterdam	Position: X: 121946.0 m, Y: 489088.2 m	Ground level: 1.00	Test no: N51
Project ID: PN: 168616	Client: Grontmij Terreinonderzoek	Date: 16-6-2004	Scale: 1 : 100
Project: Shell, PN: 168616		Page: 1/2	Fig:
		File: N51.cpd	

Grontmij

U2

Cone No: C10CFI.D21
Tip area [cm2]: 10
Sleeve area [cm2]: 150

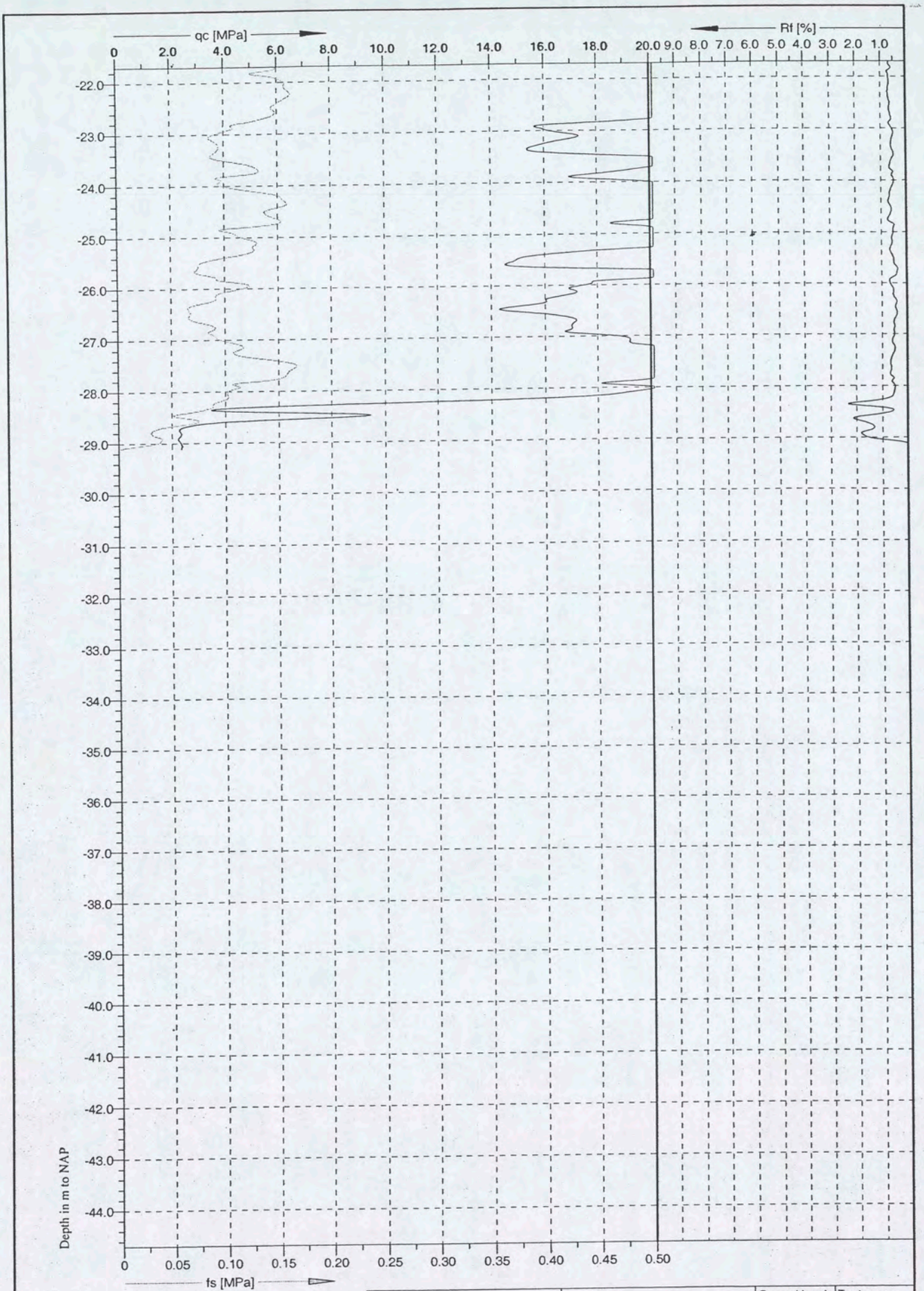

U2

Cone No: C10CFI.D21
Tip area [cm2]: 10
Sleeve area [cm2]: 150

Grontmij

Location: Amsterdam	Position: X: 121946.0 m, Y: 489088.2 m	Ground level: 1.00	Test no: N51
Project ID: PN: 168616	Client: Grontmij Terreinonderzoek	Date: 16-6-2004	Scale: 1 : 100
Project: Shell, PN: 168616		Page: 2/2	Fig:
		File: N51.cpd	

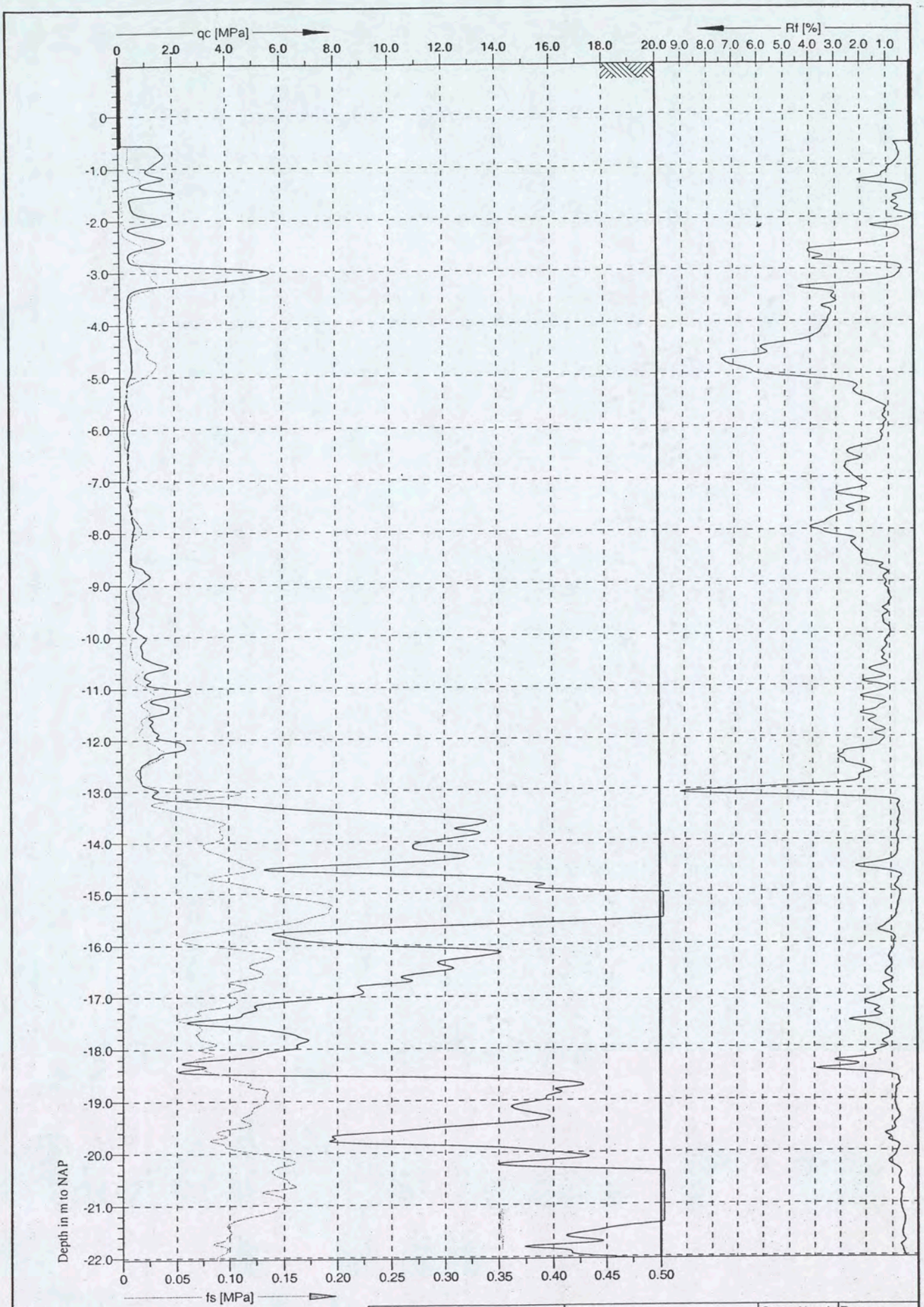

Location: Amsterdam	Position: X: 121932.1 m, Y: 489105.1 m	Ground level: 0.96	Test no: N52	
Project ID: PN: 168616	Client: Grontmij Terreinonderzoek	Date: 16-6-2004	Scale: 1 : 100	
Project: Shell, PN: 168616		Page: 1/2	Fig:	
		File: N52.cpd		

Grontmij

U2

Cone No: C10CFIP.D21
Tip area [cm2]: 10
Sleeve area [cm2]: 150

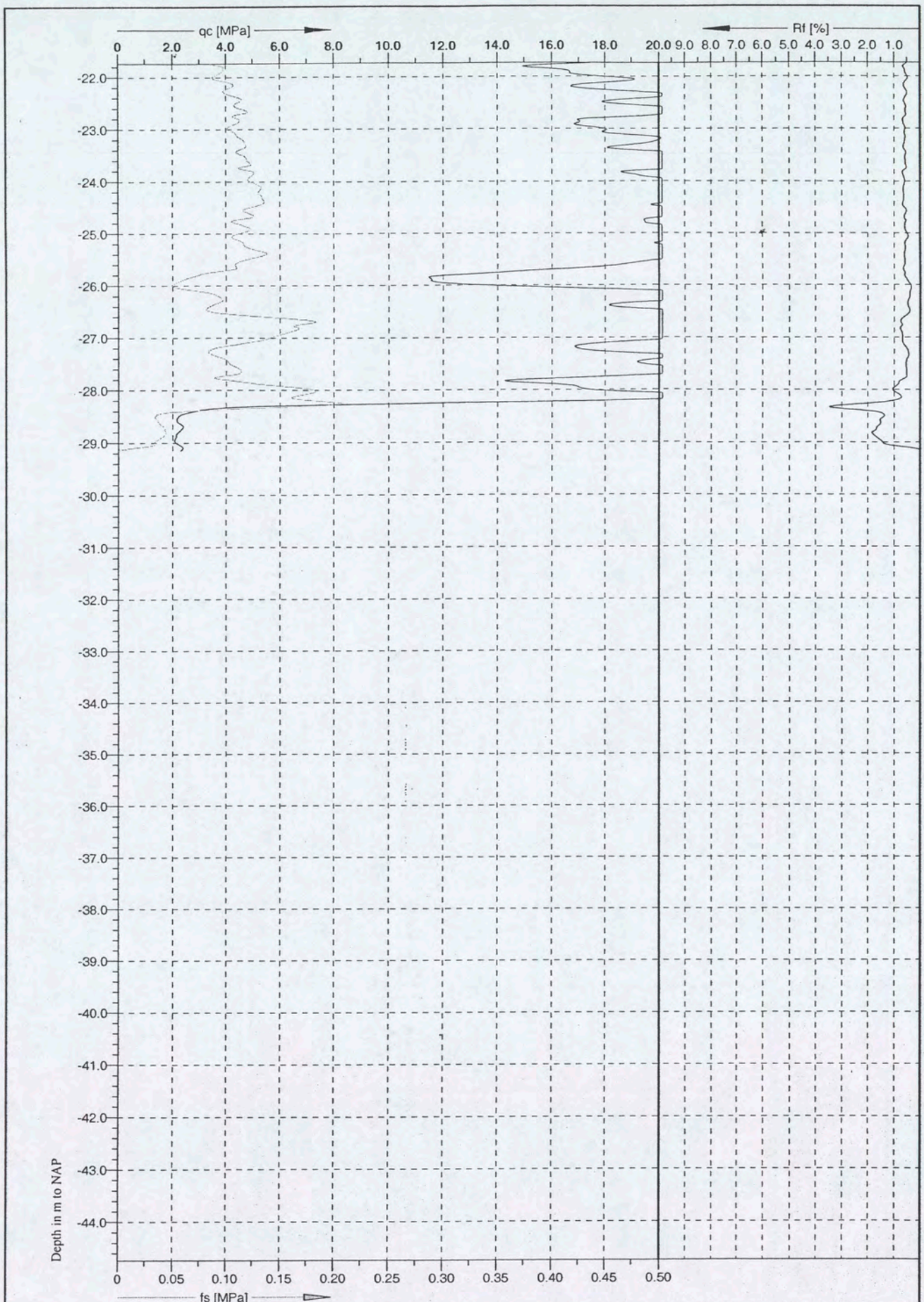



Grontmij

Cone No: C10CFIP.D21
Tip area [cm2]: 10
Sleeve area [cm2]: 150

Location: Amsterdam	Position: X: 121932.1 m, Y: 489105.1 m	Ground level: 0.96	Test no: N52
Project ID: PN: 168616	Client: Grontmij Terreinonderzoek	Date: 16-6-2004	Scale: 1 : 100
Project: Shell, PN: 168616		Page: 2/2	Fig:
		File: N52.cpd	

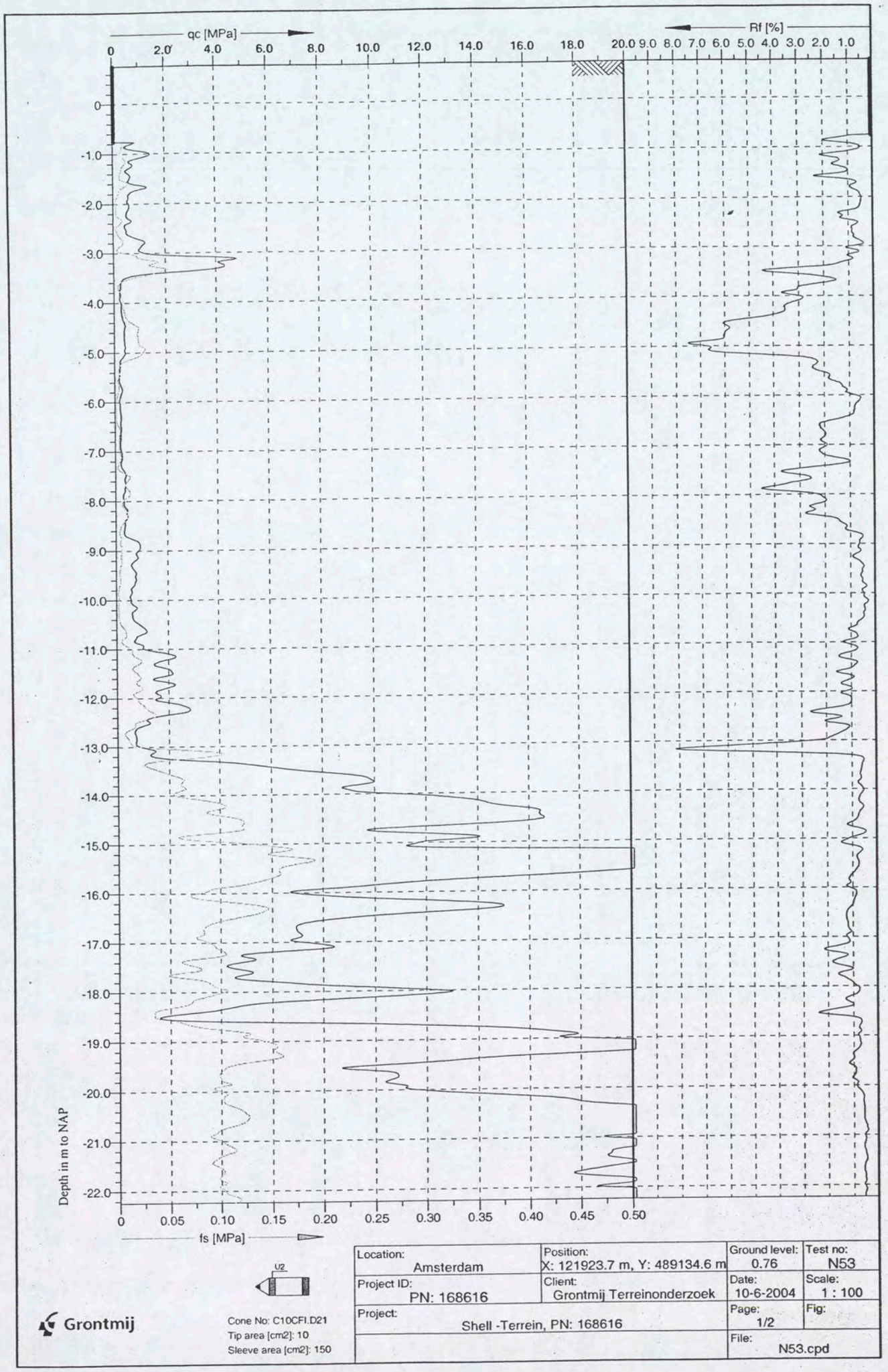

Location: Amsterdam	Position: X: 121923.7 m, Y: 489134.6 m		Ground level: 0.76	Test no: N53
Project ID: PN: 168616	Client: Grontmij Terreinonderzoek		Date: 10-6-2004	Scale: 1 : 100
Project: Shell -Terrein, PN: 168616			Page: 1/2	Fig:
			File: N53.cpd	

Grontmij

Cone No: C10CFI.D21
Tip area [cm2]: 10
Sleeve area [cm2]: 150

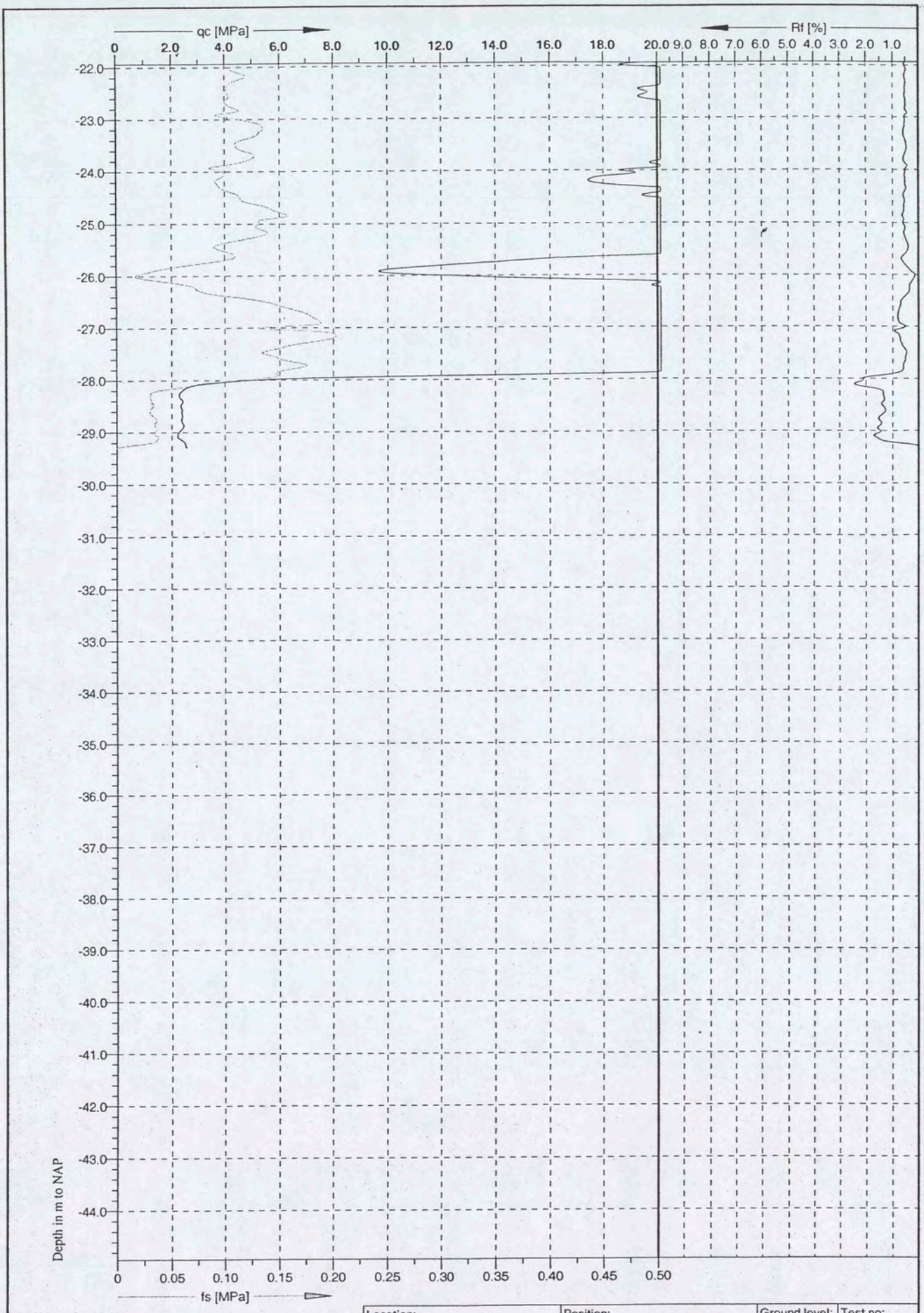

U2

Grontmij

Cone No: C10CFI.D21
Tip area [cm2]: 10
Sleeve area [cm2]: 150

Location: Amsterdam	Position: X: 121923.7 m, Y: 489134.6 m	Ground level: 0.76	Test no: N53
Project ID: PN: 168616	Client: Grontmij Terreinonderzoek	Date: 10-6-2004	Scale: 1 : 100
Project: Shell -Terrein, PN: 168616		Page: 2/2	Fig:
		File: N53.cpd	

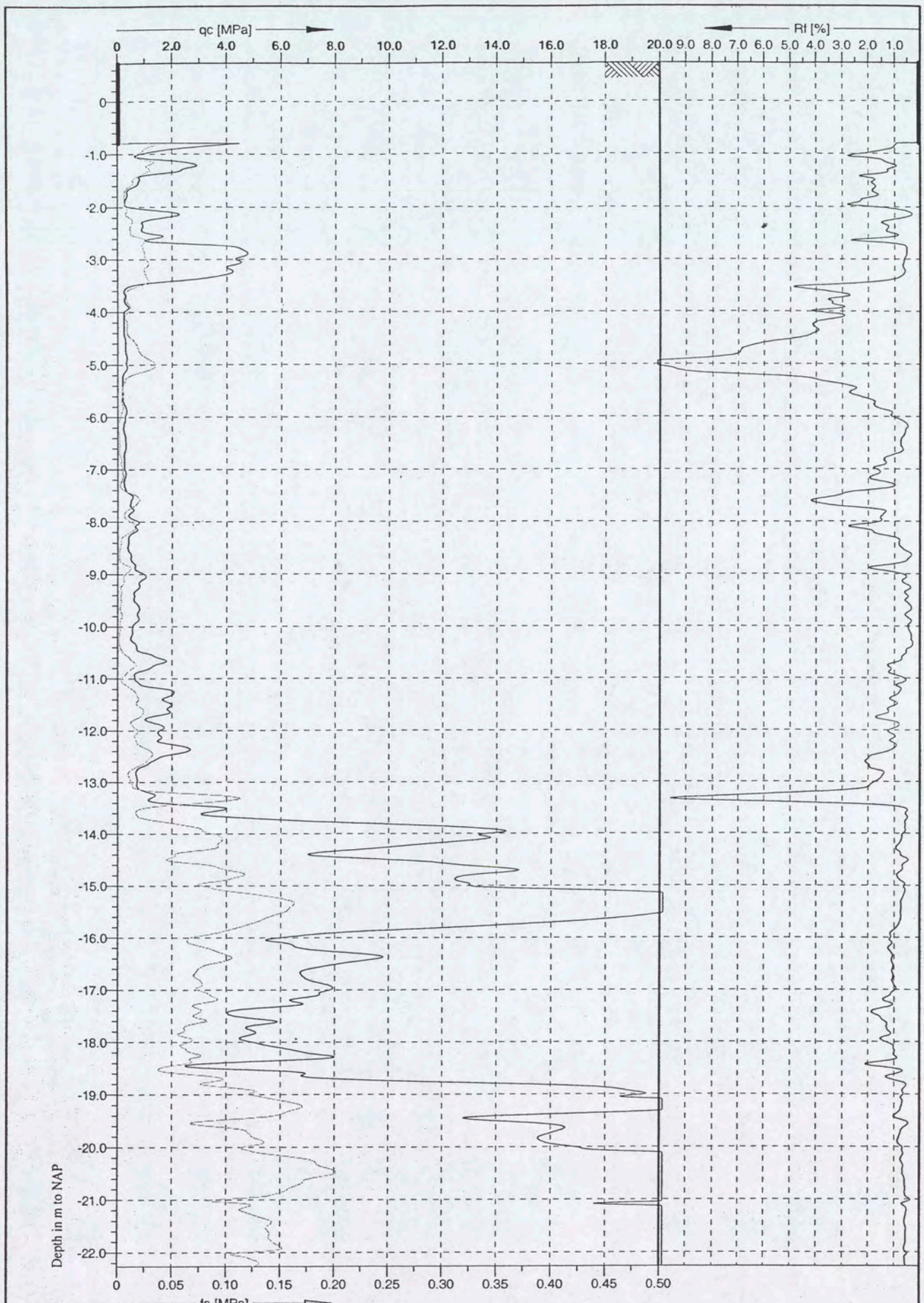

Location: Amsterdam	Position: X: 121913.7 m, Y: 489169.6 m	Ground level: 0.73	Test no: N54
Project ID: PN: 168616	Client: Grontmij Terreinonderzoek	Date: 10-6-2004	Scale: 1 : 100
Project: Shell -Terrein, PN: 168616		Page: 1/2	Fig:
		File: N54.cpd	

Grontmij

U2

Cone No: C10CFI.D21
Tip area [cm2]: 10
Sleeve area [cm2]: 150

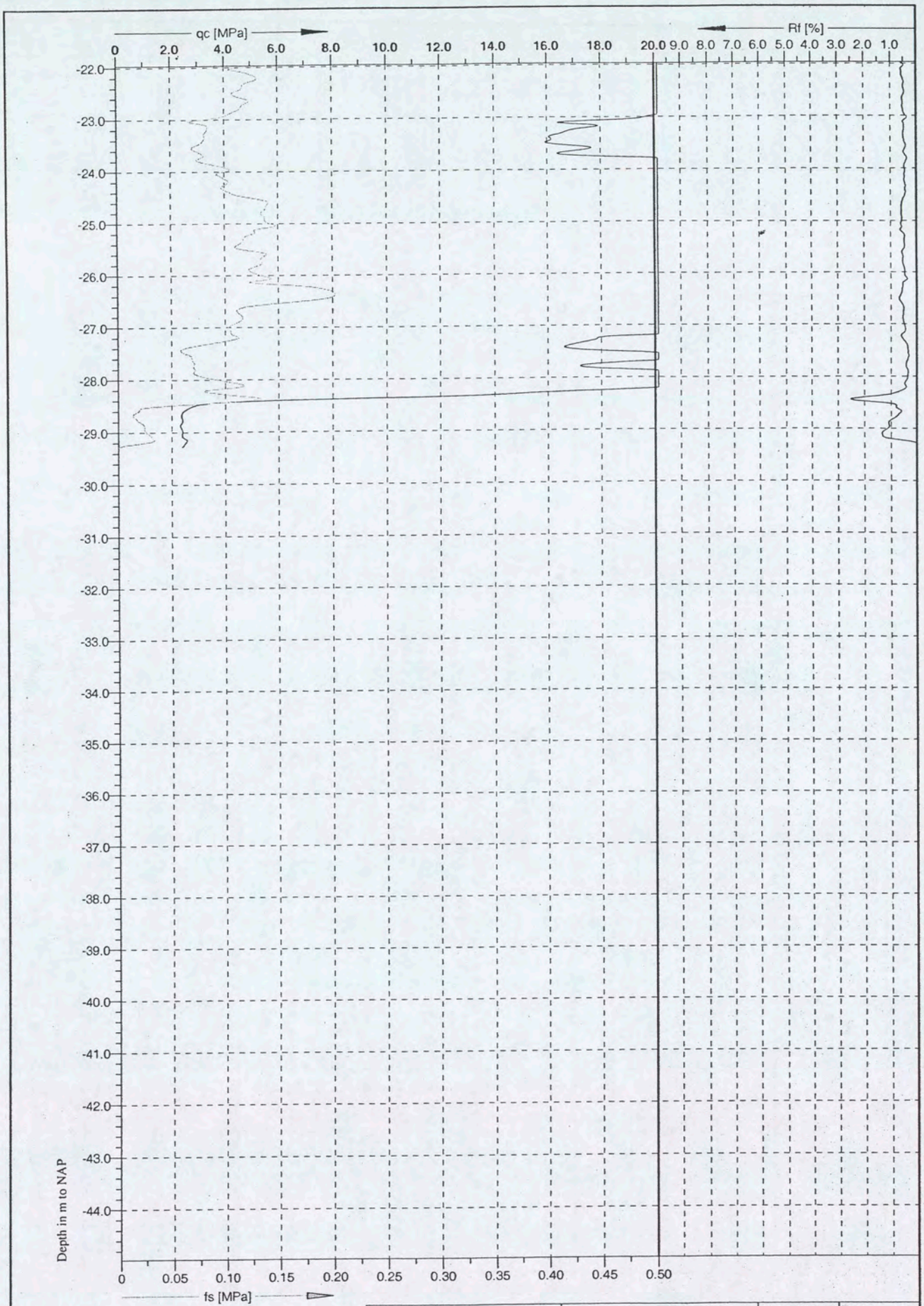

U2

Grontmij

Cone No: C10CFI.D21
Tip area [cm2]: 10
Sleeve area [cm2]: 150

Location: Amsterdam	Position: X: 121913.7 m, Y: 489169.6 m	Ground level: 0.73	Test no: N54
Project ID: PN: 168616	Client: Grontmij Terreinonderzoek	Date: 10-6-2004	Scale: 1 : 100
Project: Shell -Terrein, PN: 168616		Page: 2/2	Fig:
		File: N54.cpd	

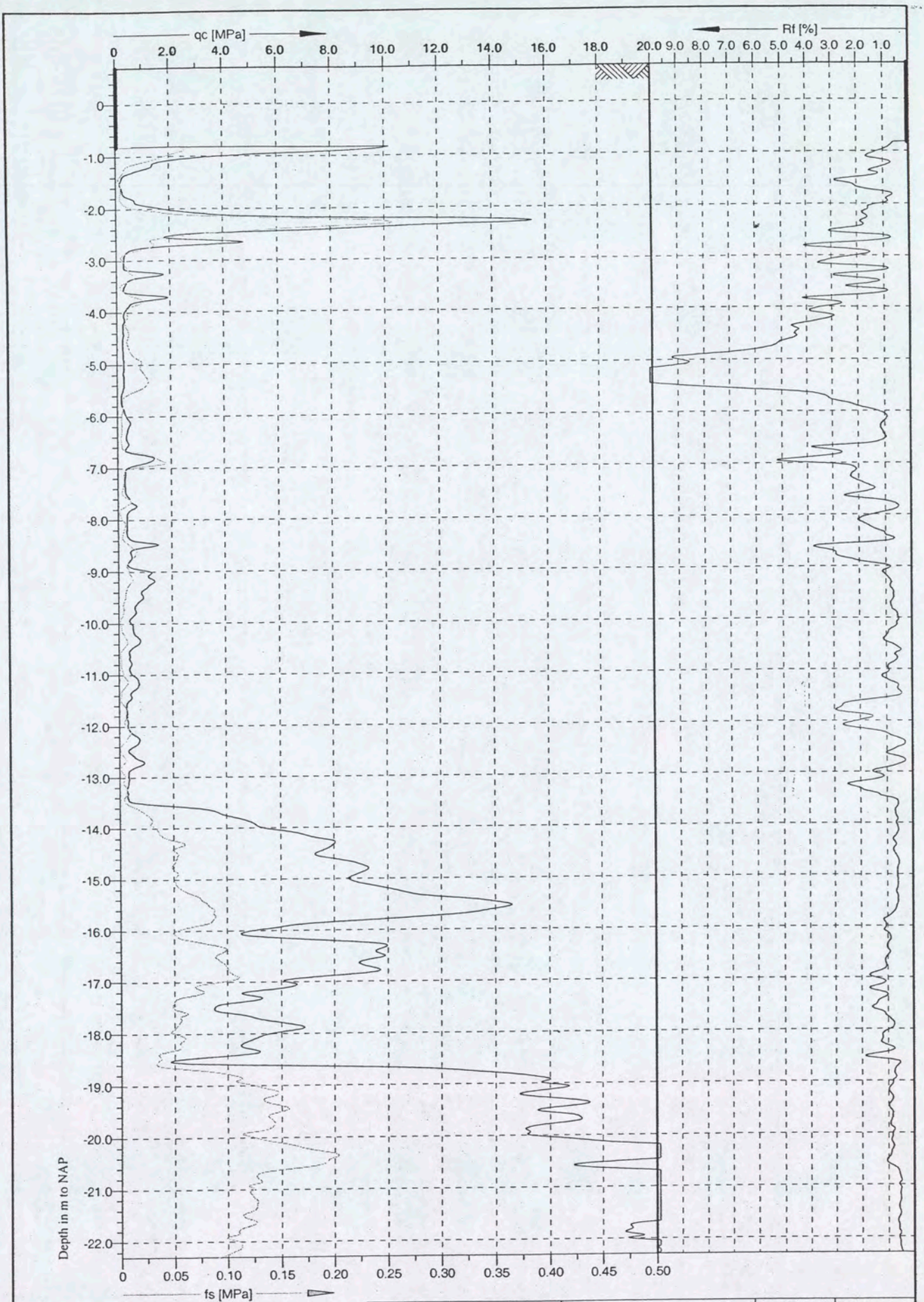

U2

Grontmij

Cone No: C10CFI.D21
Tip area [cm2]: 10
Sleeve area [cm2]: 150

Location: Amsterdam	Position: X: 121900.6 m, Y: 489115.4 m	Ground level: 0.70	Test no: N55
Project ID: PN: 168616	Client: Grontmij Terreinonderzoek	Date: 10-6-2004	Scale: 1 : 100
Project: Shell -Terrein, PN: 168616		Page: 1/2	Fig:
		File: N55.cpd	

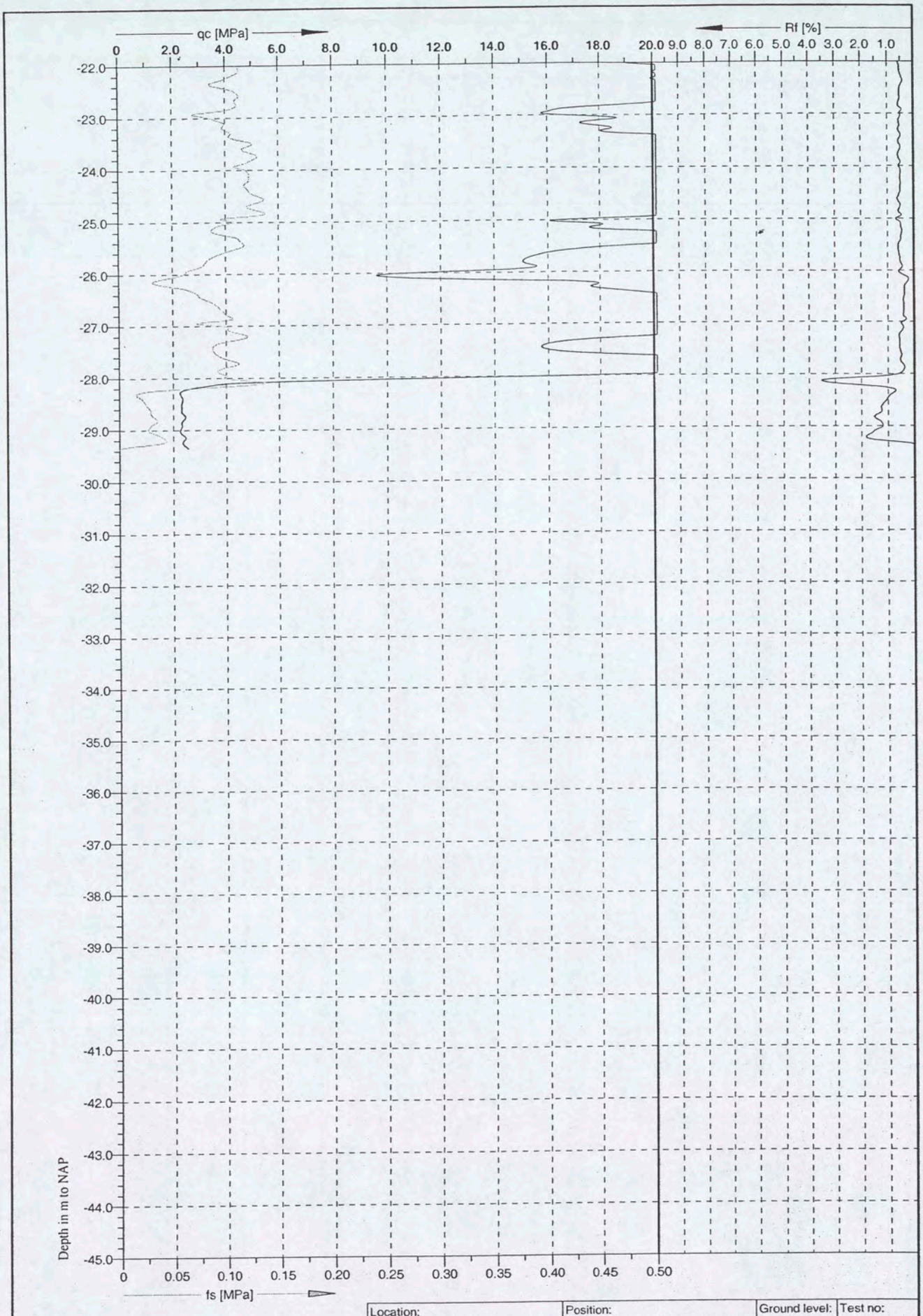

U2

Cone No: C10CFI.D21
Tip area [cm2]: 10
Sleeve area [cm2]: 150

Grontmij

Location: Amsterdam	Position: X: 121900.6 m, Y: 489115.4 m	Ground level: 0.70	Test no: N55
Project ID: PN: 168616	Client: Grontmij Terreinonderzoek	Date: 10-6-2004	Scale: 1 : 100
Project: Shell -Terrein, PN: 168616		Page: 2/2	Fig:
		File: N55.cpd	

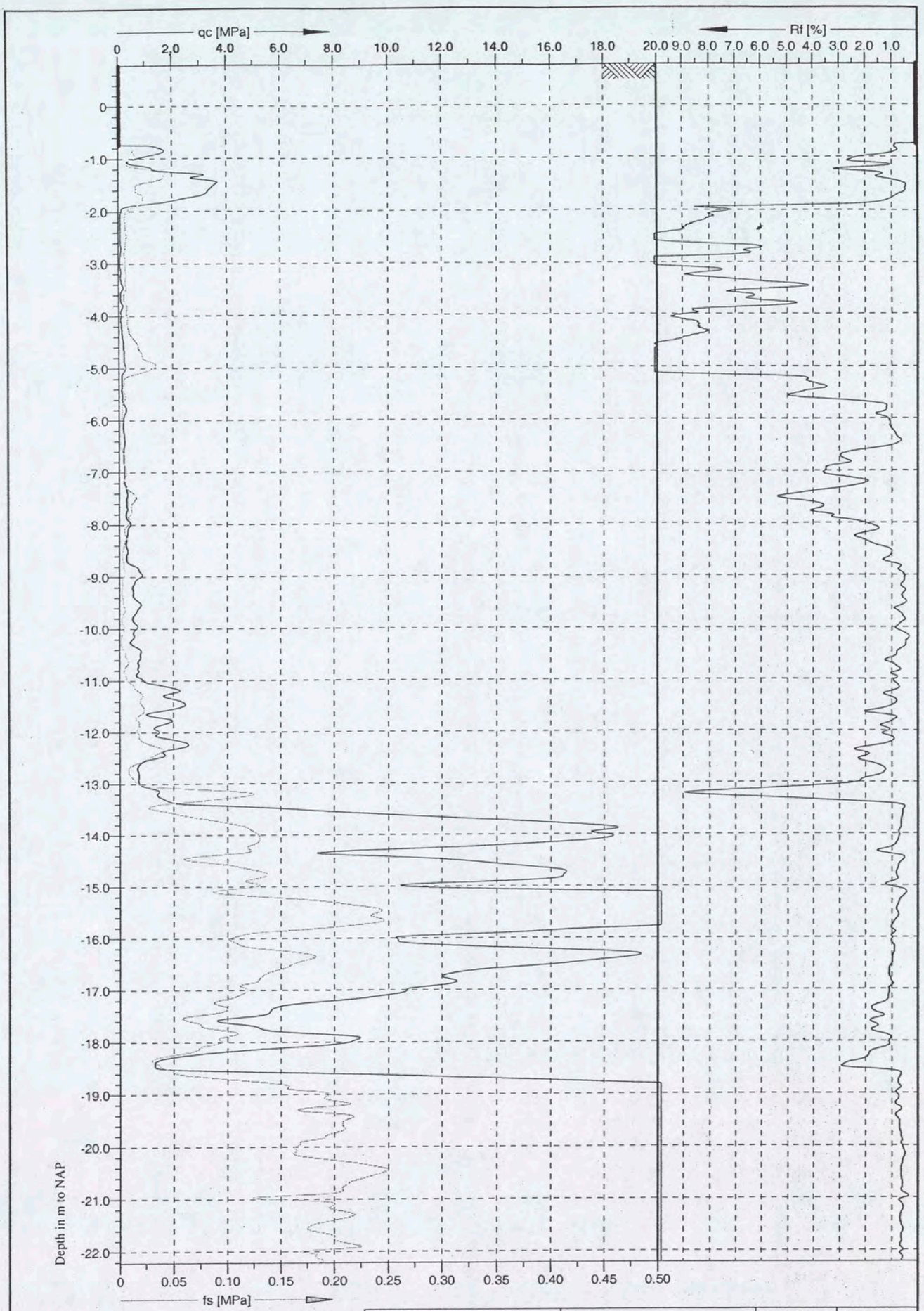

Location: Amsterdam	Position: X: 121889.5 m, Y: 489153.1 m	Ground level: 0.78	Test no: N56
Project ID: PN: 168616	Client: Grontmij Terreinonderzoek	Date: 10-6-2004	Scale: 1 : 100
Project: Shell -Terrein, PN: 168616		Page: 1/2	Fig:
		File: N56.cpd	

Grontmij

U2

Cone No: C10CFI.D21
Tip area [cm2]: 10
Sleeve area [cm2]: 150

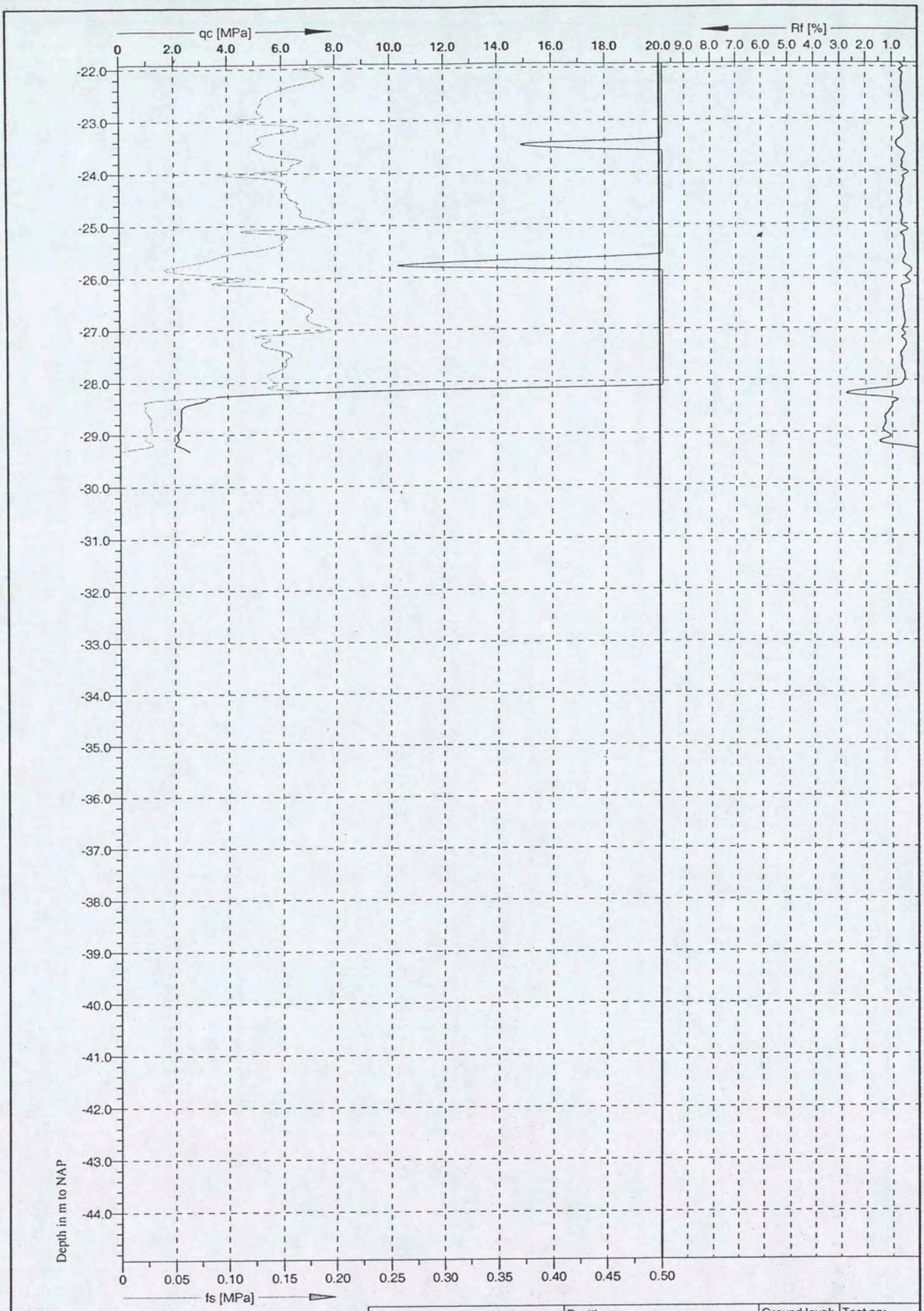

U2

Grontmij

Cone No: C10CFI.D21
Tip area [cm2]: 10
Sleeve area [cm2]: 150

Location: Amsterdam	Position: X: 121889.5 m, Y: 489153.1 m	Ground level: 0.78	Test no: N56
Project ID: PN: 168616	Client: Grontmij Terreinonderzoek	Date: 10-6-2004	Scale: 1 : 100
Project: Shell -Terrein, PN: 168616		Page: 2/2	Fig:
		File: N56.cpd	

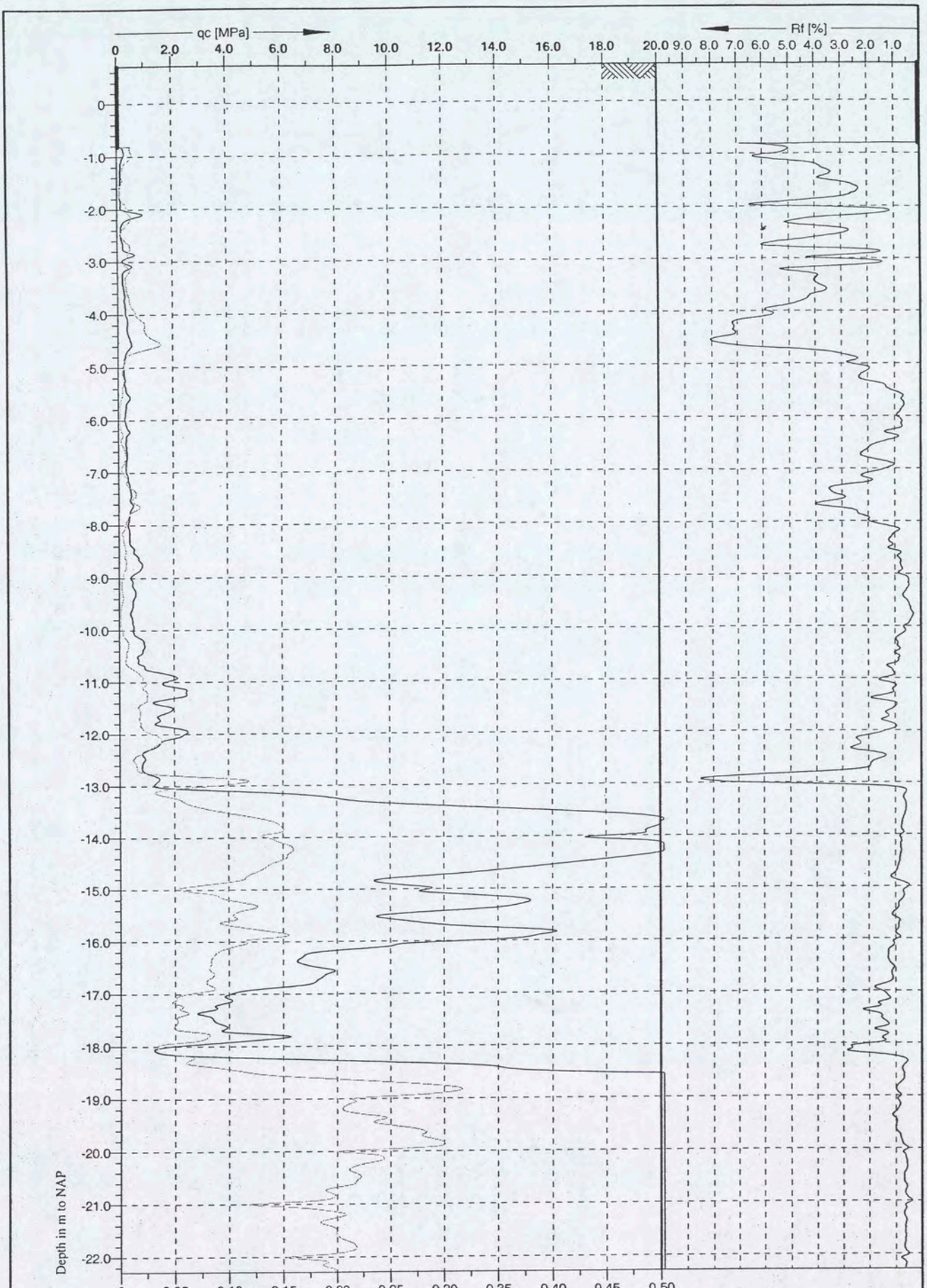

Location: Amsterdam	Position: X: 121878.3 m, Y: 489191.2 m	Ground level: 0.71	Test no: N57
Project ID: PN: 168616	Client: Grontmij Terreinonderzoek	Date: 15-6-2004	Scale: 1 : 100
Project: Shell, PN: 168616		Page: 1/2	Fig:
		File: N57.cpd	

Grontmij

U2

Cone No: C10CFI.D21
Tip area [cm2]: 10
Sleeve area [cm2]: 150

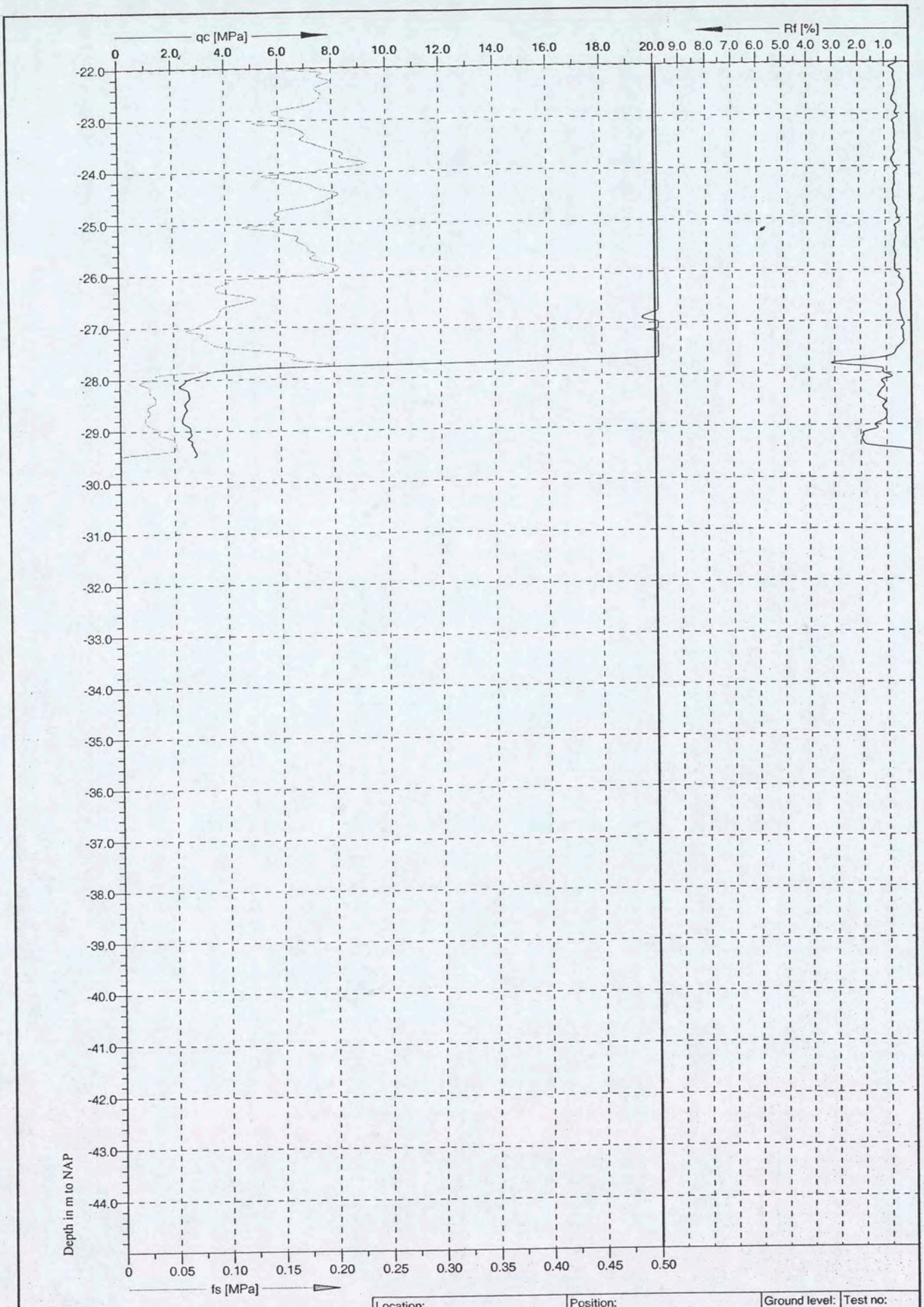

U2

Grontmij

Cone No: C10CFI.D21
Tip area [cm2]: 10
Sleeve area [cm2]: 150

Location: Amsterdam	Position: X: 121878.3 m, Y: 489191.2 m	Ground level: 0.71	Test no: N57
Project ID: PN: 168616	Client: Grontmij Terreinonderzoek	Date: 15-6-2004	Scale: 1 : 100
Project: Shell, PN: 168616		Page: 2/2	Fig:
		File: N57.cpd	

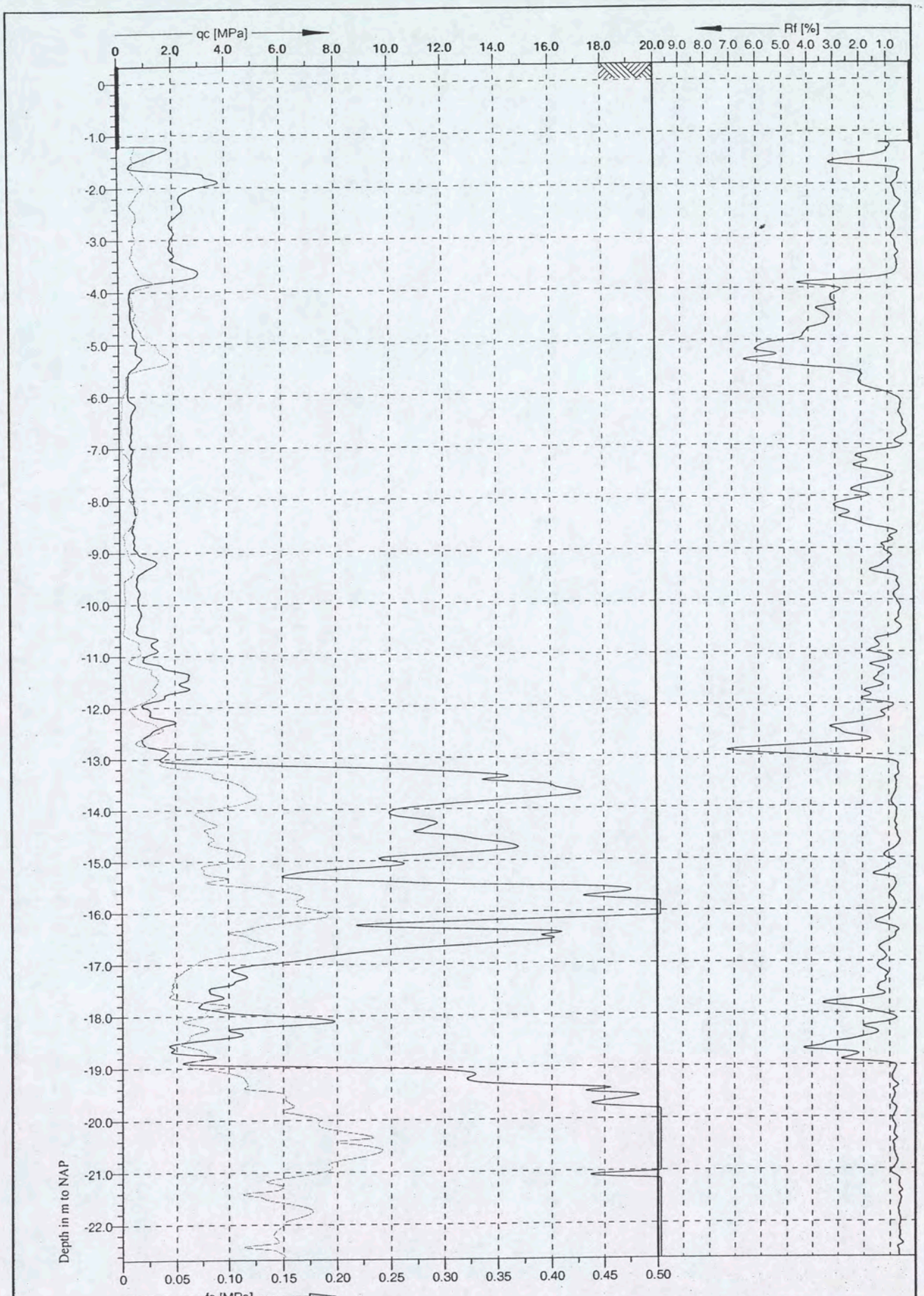

Location: Amsterdam	Position: X: 121790.5 m, Y: 489183.1 m	Ground level: 0.32	Test no: N58	
Project ID: PN: 168616	Client: Grontmij Terreinonderzoek	Date: 14-6-2004	Scale: 1 : 100	
Project: Shell, PN: 168616		Page: 1/2	Fig:	
		File: N58.cpd		

U2

Grontmij

Cone No: C10CFI.D21
Tip area [cm2]: 10
Sleeve area [cm2]: 150

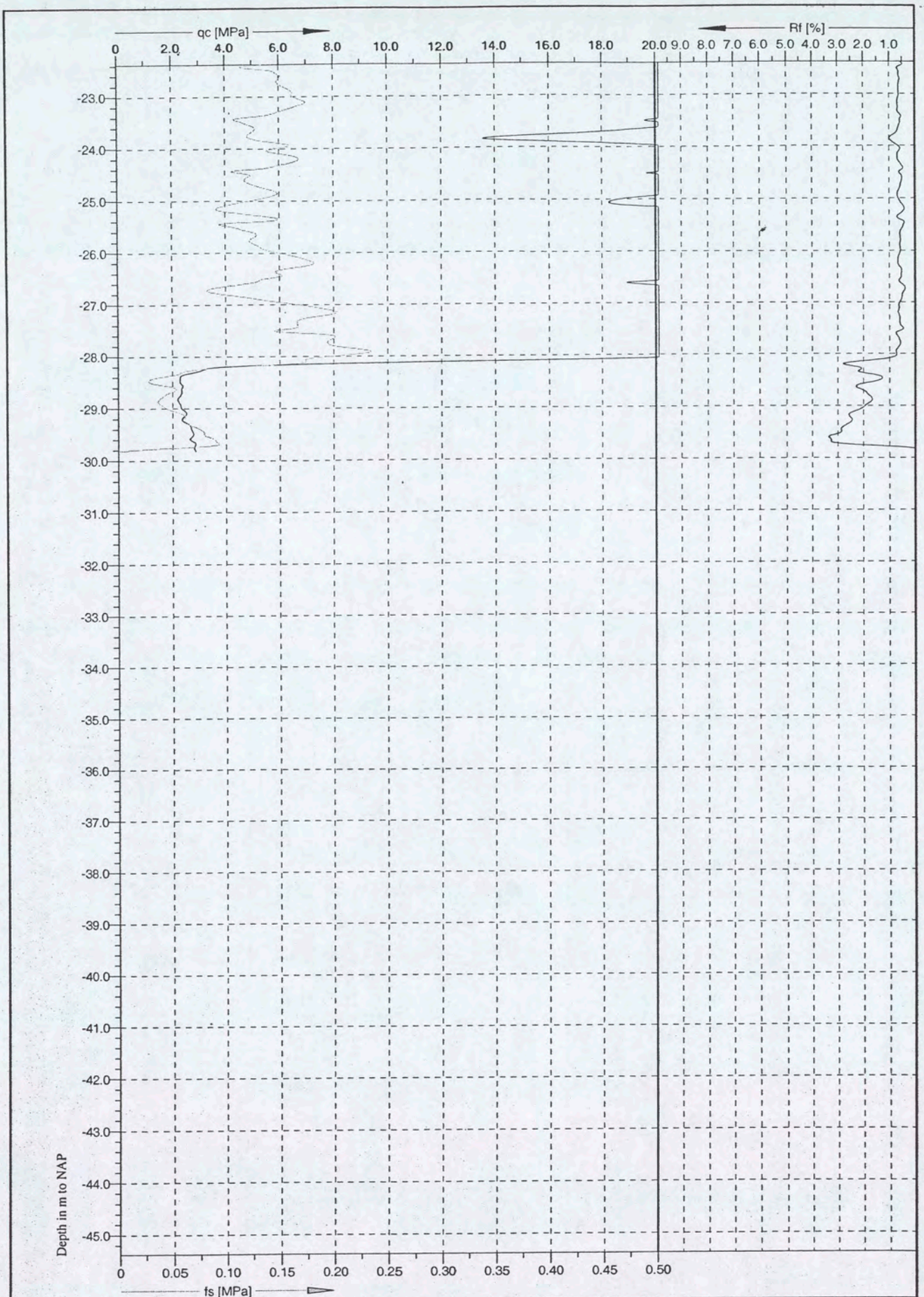

U2

Grontmij

Cone No: C10CFI.D21
Tip area [cm2]: 10
Sleeve area [cm2]: 150

Location: Amsterdam	Position: X: 121790.5 m, Y: 489183.1 m	Ground level: 0.32	Test no: N58
Project ID: PN: 168616	Client: Grontmij Terreinonderzoek	Date: 14-6-2004	Scale: 1 : 100
Project: Shell, PN: 168616		Page: 2/2	Fig:
		File: N58.cpd	

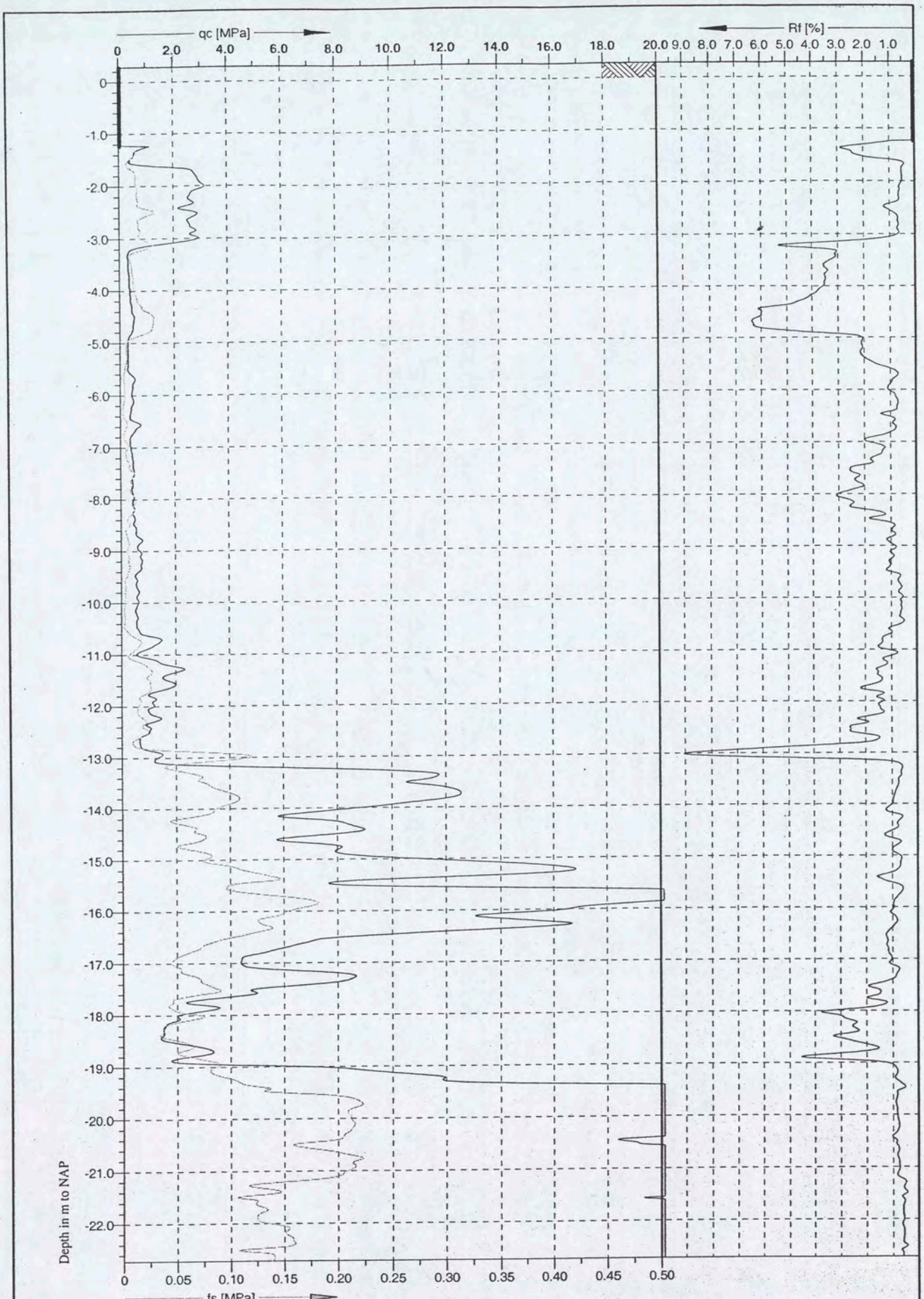

Location: Amsterdam	Position: X: 121768.0 m, Y: 489259.9 m	Ground level: 0.28	Test no: N60	
Project ID: PN: 168616	Client: Grontmij Terreinonderzoek	Date: 14-6-2004	Scale: 1 : 100	
Project: Shell, PN: 168616		Page: 1/2	Fig:	
		File: N60.cpd		

Grontmij

Cone No: C10CFI.D21
Tip area [cm2]: 10
Sleeve area [cm2]: 150

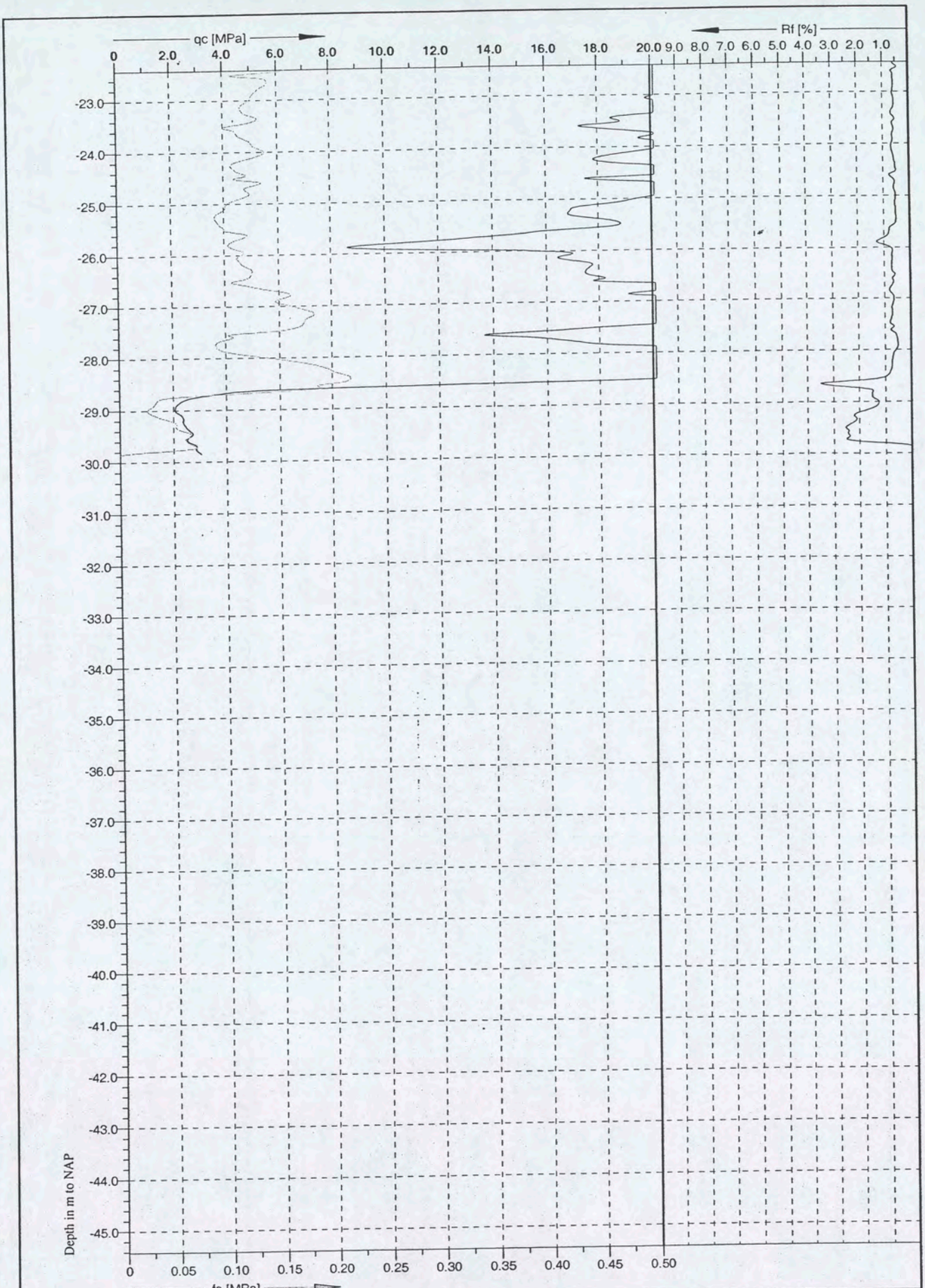

U2

Grontmij

Cone No: C10CFI.D21
Tip area [cm2]: 10
Sleeve area [cm2]: 150

Location: Amsterdam	Position: X: 121768.0 m, Y: 489259.9 m	Ground level: 0.28	Test no: N60
Project ID: PN: 168616	Client: Grontmij Terreinonderzoek	Date: 14-6-2004	Scale: 1 : 100
Project: Shell, PN: 168616		Page: 2/2	Fig:
		File: N60.cpd	

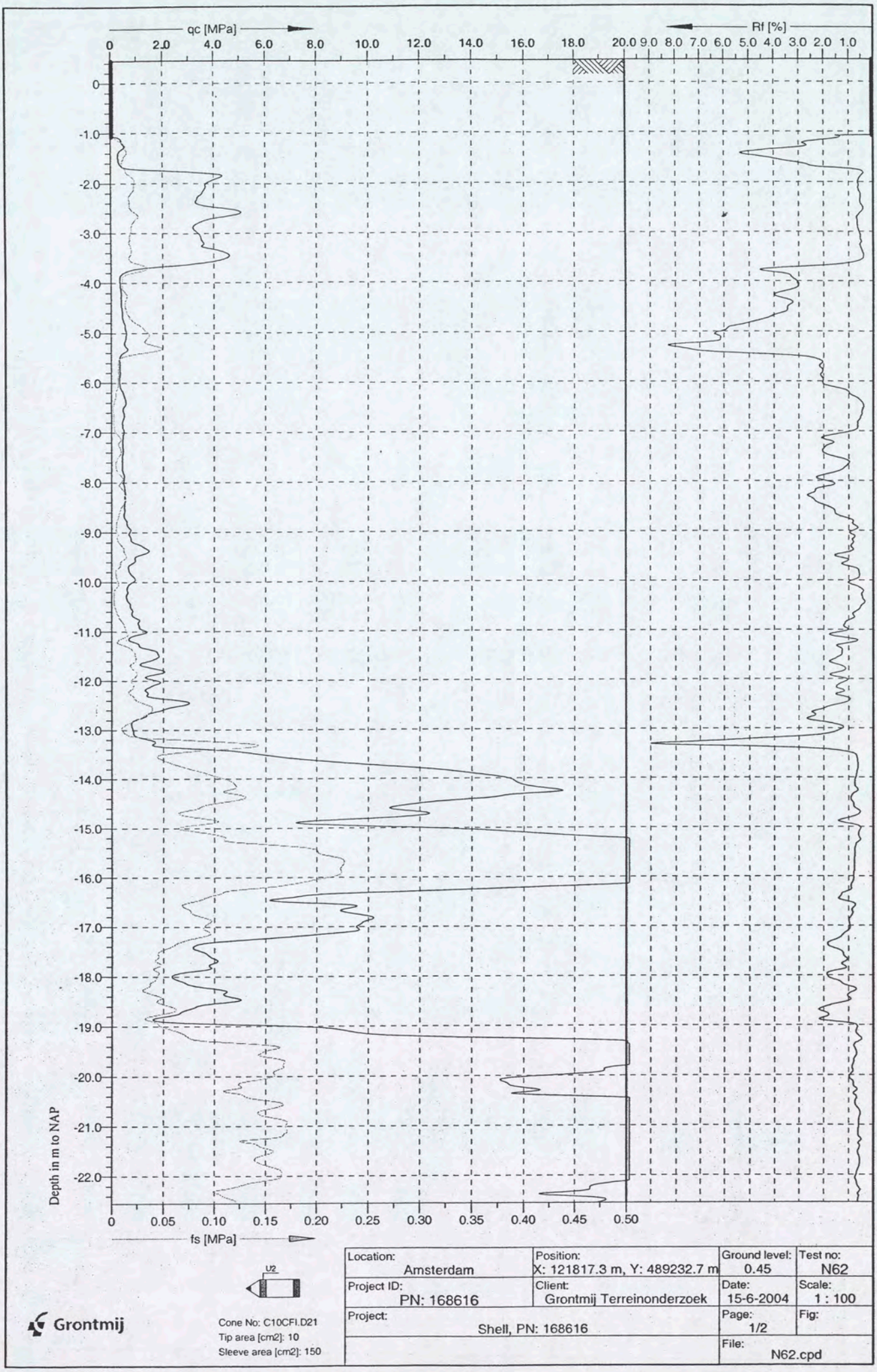

Location: Amsterdam	Position: X: 121817.3 m, Y: 489232.7 m	Ground level: 0.45	Test no: N62
Project ID: PN: 168616	Client: Grontmij Terreinonderzoek	Date: 15-6-2004	Scale: 1 : 100
Project: Shell, PN: 168616		Page: 1/2	Fig:
		File: N62.cpd	

Grontmij

Cone No: C10CFI.D21
Tip area [cm2]: 10
Sleeve area [cm2]: 150

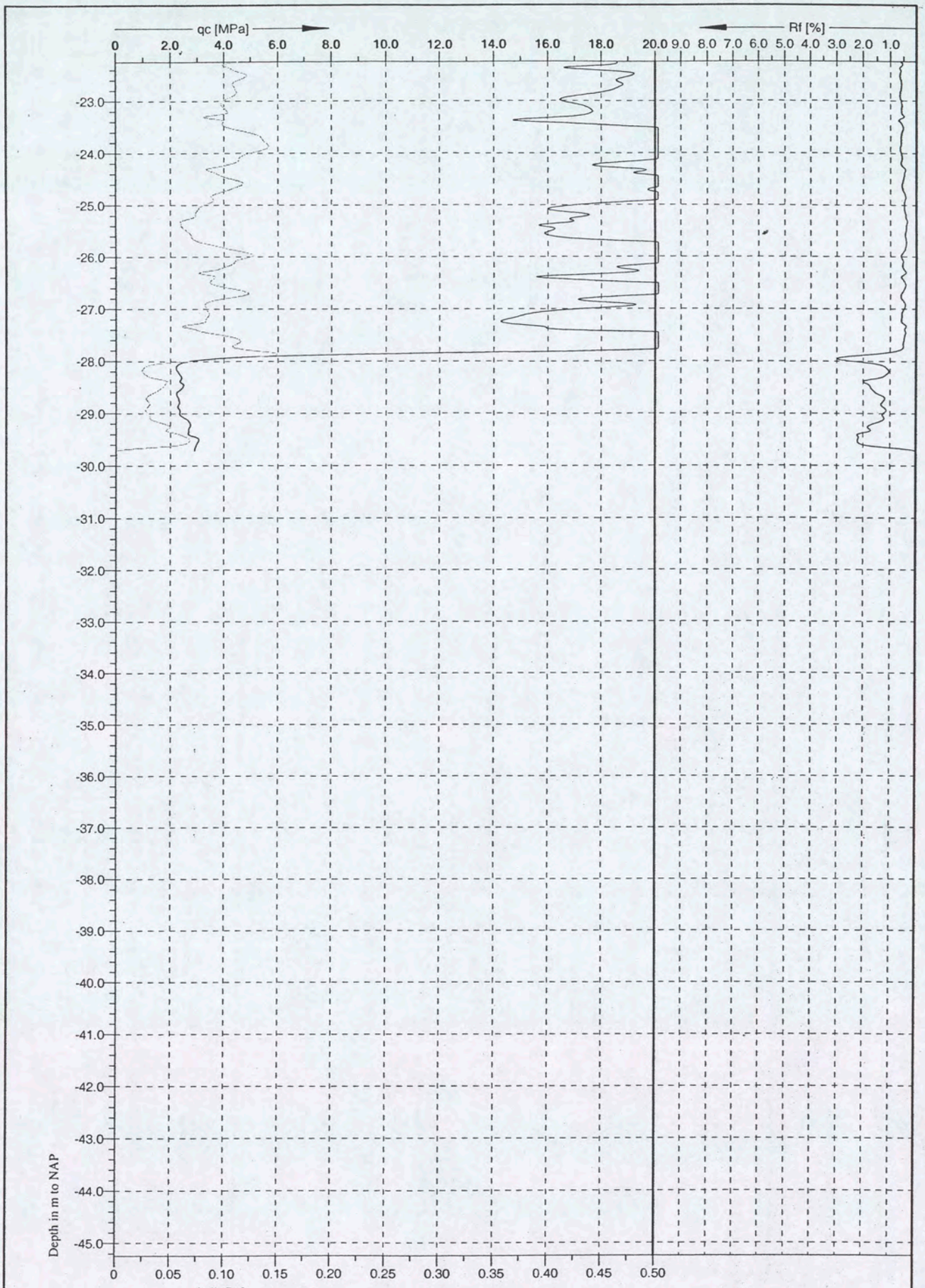

Location: Amsterdam	Position: X: 121817.3 m, Y: 489232.7 m	Ground level: 0.45	Test no: N62
Project ID: PN: 168616	Client: Grontmij Terreinonderzoek	Date: 15-6-2004	Scale: 1 : 100
Project: Shell, PN: 168616		Page: 2/2	Fig:
		File: N62.cpd	

Grontmij

Cone No: C10CFI.D21
Tip area [cm2]: 10
Sleeve area [cm2]: 150

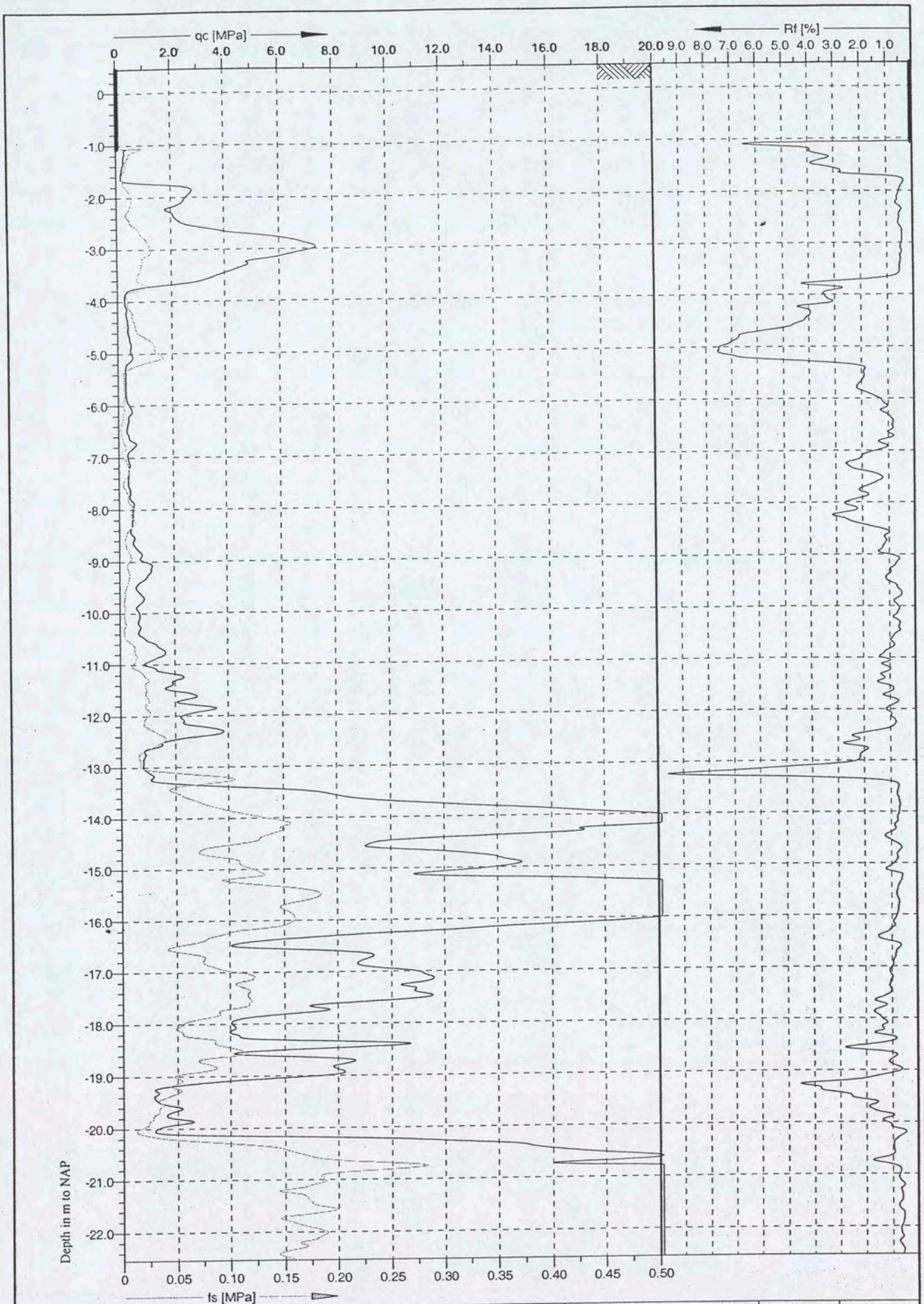

U2

Cone No: C10CFI.D21
Tip area [cm2]: 10
Sleeve area [cm2]: 150

Grontmij

Location: Amsterdam	Position: X: 121867.3 m, Y: 489205.6 m	Ground level: 0.46	Test no: N64
Project ID: PN: 168616	Client: Grontmij Terreinonderzoek	Date: 10-6-2004	Scale: 1 : 100
Project: Shell -Terrein, PN: 168616		Page: 1/2	Fig:
		File: N64.cpd	

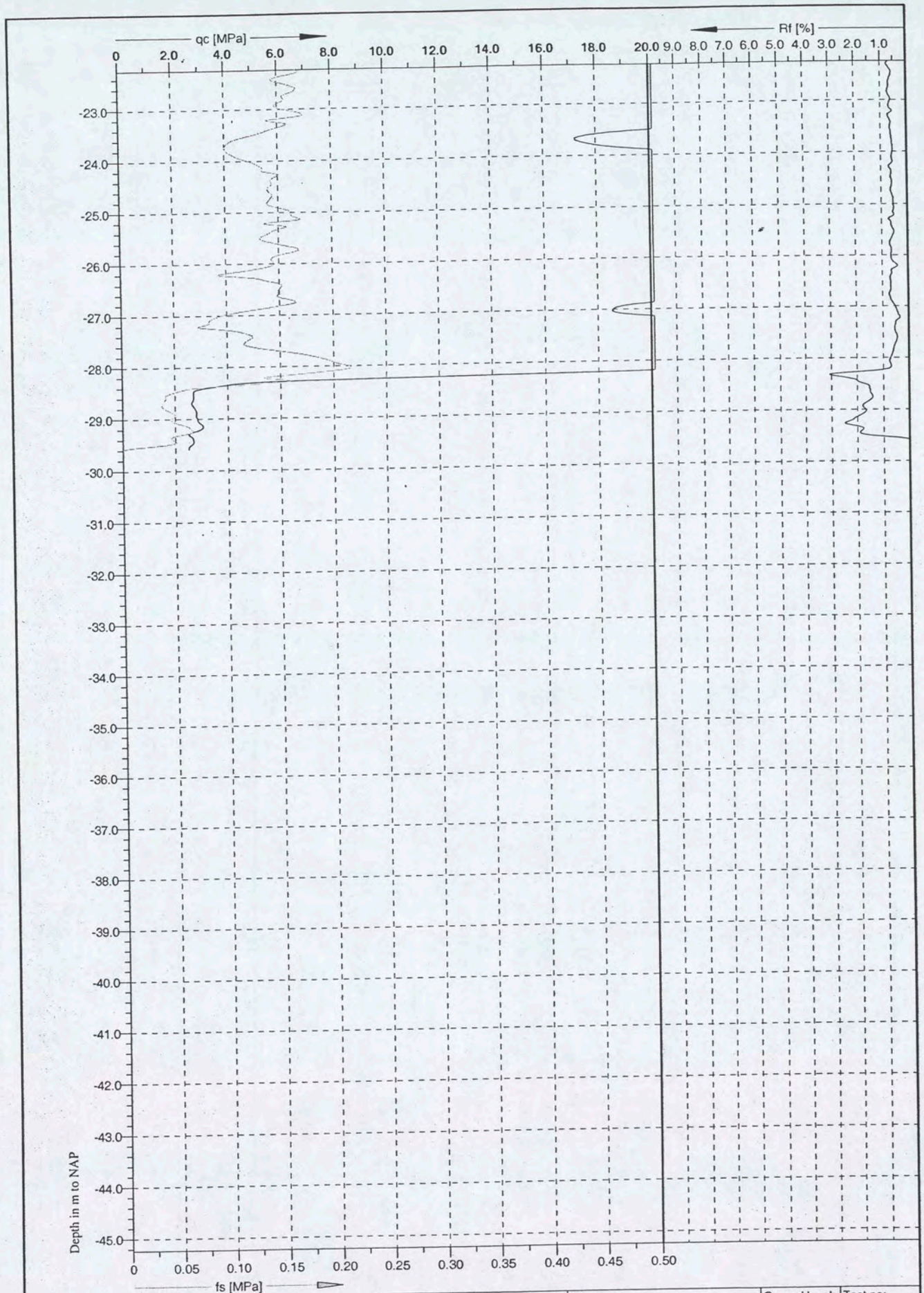

U2

Cone No: C10CFI.D21
Tip area [cm2]: 10
Sleeve area [cm2]: 150

Grontmij

Location: Amsterdam	Position: X: 121867.3 m, Y: 489205.6 m	Ground level: 0.46	Test no: N64
Project ID: PN: 168616	Client: Grontmij Terreinonderzoek	Date: 10-6-2004	Scale: 1 : 100
Project: Shell -Terrein, PN: 168616		Page: 2/2	Fig:
		File: N64.cpd	

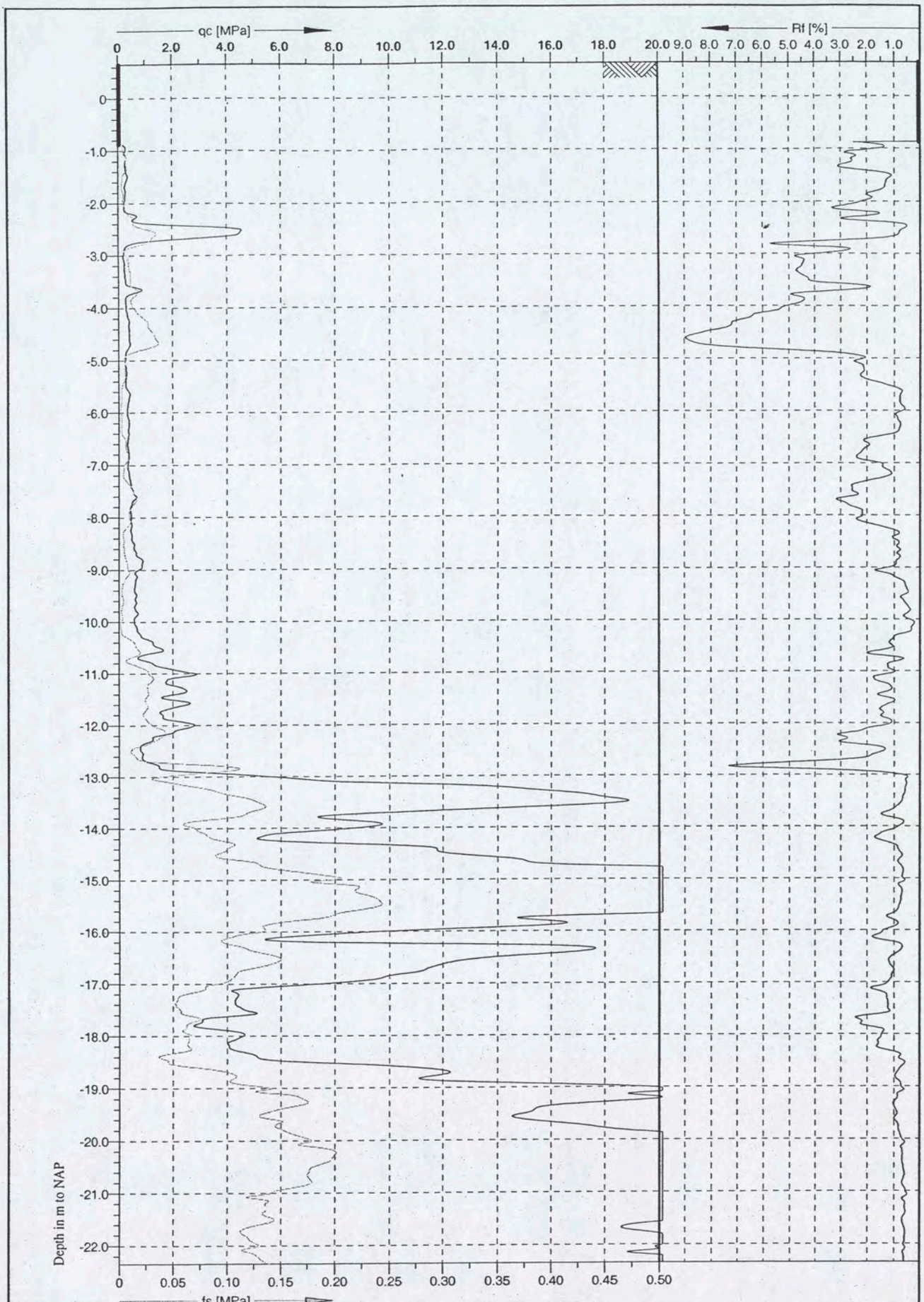

Location: Amsterdam	Position: X: 121856.0 m, Y: 489243.9 m	Ground level: 0.65	Test no: N65	
Project ID: PN: 168616	Client: Grontmij Terreinonderzoek	Date: 14-6-2004	Scale: 1 : 100	
Project: Shell, PN: 168616		Page: 1/2	Fig:	
		File: N65.cpd		

U2

Grontmij

Cone No: C10CFI.D21
Tip area [cm2]: 10
Sleeve area [cm2]: 150

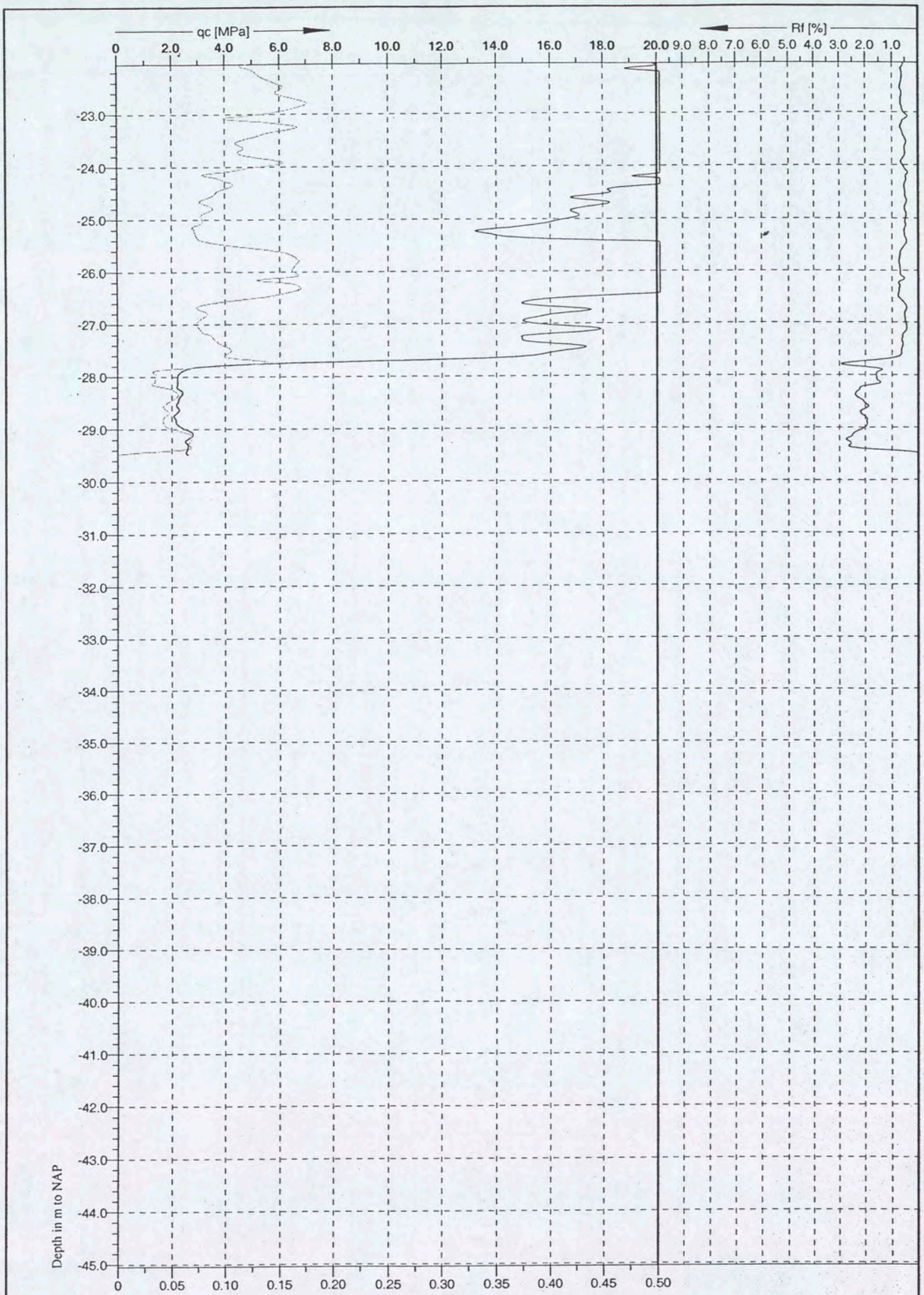

U2

Grontmij

Cone No: C10CFI.D21
Tip area [cm2]: 10
Sleeve area [cm2]: 150

Location: Amsterdam	Position: X: 121856.0 m, Y: 489243.9 m	Ground level: 0.65	Test no: N65
Project ID: PN: 168616	Client: Grontmij Terreinonderzoek	Date: 14-6-2004	Scale: 1 : 100
Project: Shell, PN: 168616		Page: 2/2	Fig:
		File: N65.cpd	

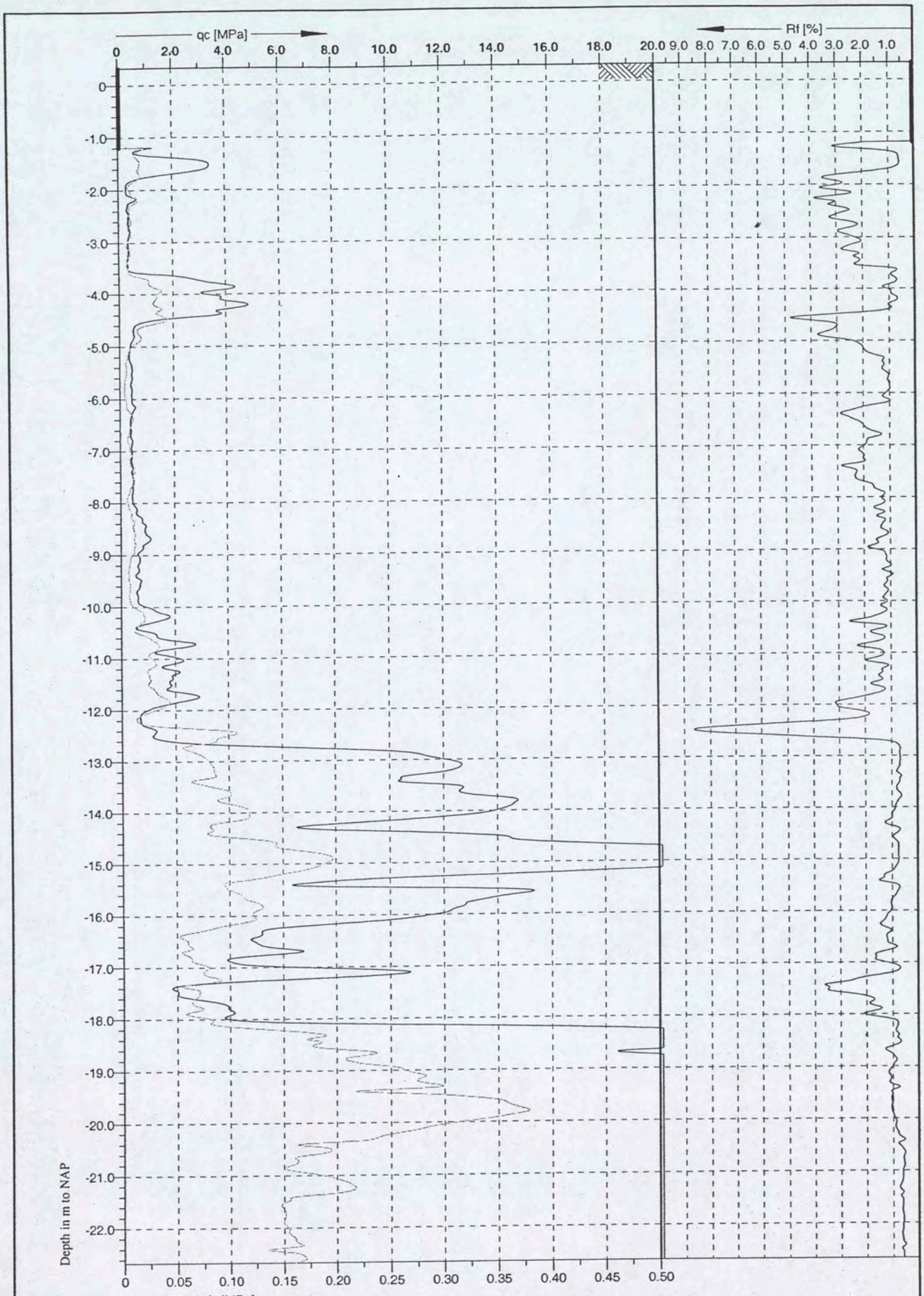

U2

Grontmij

Cone No: C10CFIP.D21
Tip area [cm2]: 10
Sleeve area [cm2]: 150

Location: Amsterdam	Position: X: 121844.7 m, Y: 489282.3 m	Ground level: 0.33	Test no: N66
Project ID: PN: 168616	Client: Grontmij Terreinonderzoek	Date: 14-6-2004	Scale: 1 : 100
Project: Shell, PN: 168616		Page: 1/2	Fig:
		File: N66.cpd	

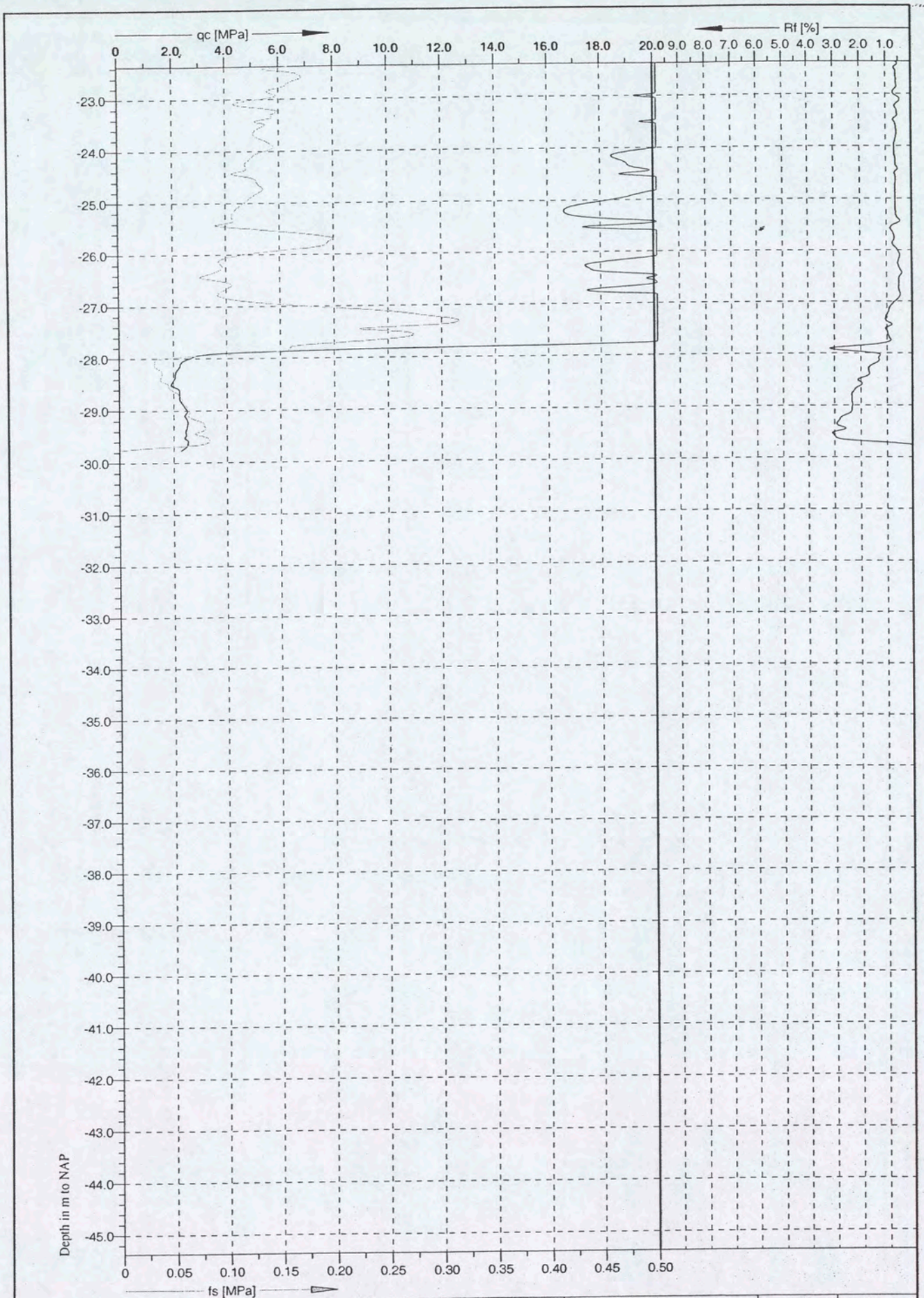

U2

Grontmij

Cone No: C10CFIP.D21
Tip area [cm2]: 10
Sleeve area [cm2]: 150

Location: Amsterdam	Position: X: 121844.7 m, Y: 489282.3 m		Ground level: 0.33	Test no: N66
Project ID: PN: 168616	Client: Grontmij Terreinonderzoek		Date: 14-6-2004	Scale: 1 : 100
Project: Shell, PN: 168616			Page: 2/2	Fig:
			File: N66.cpd	

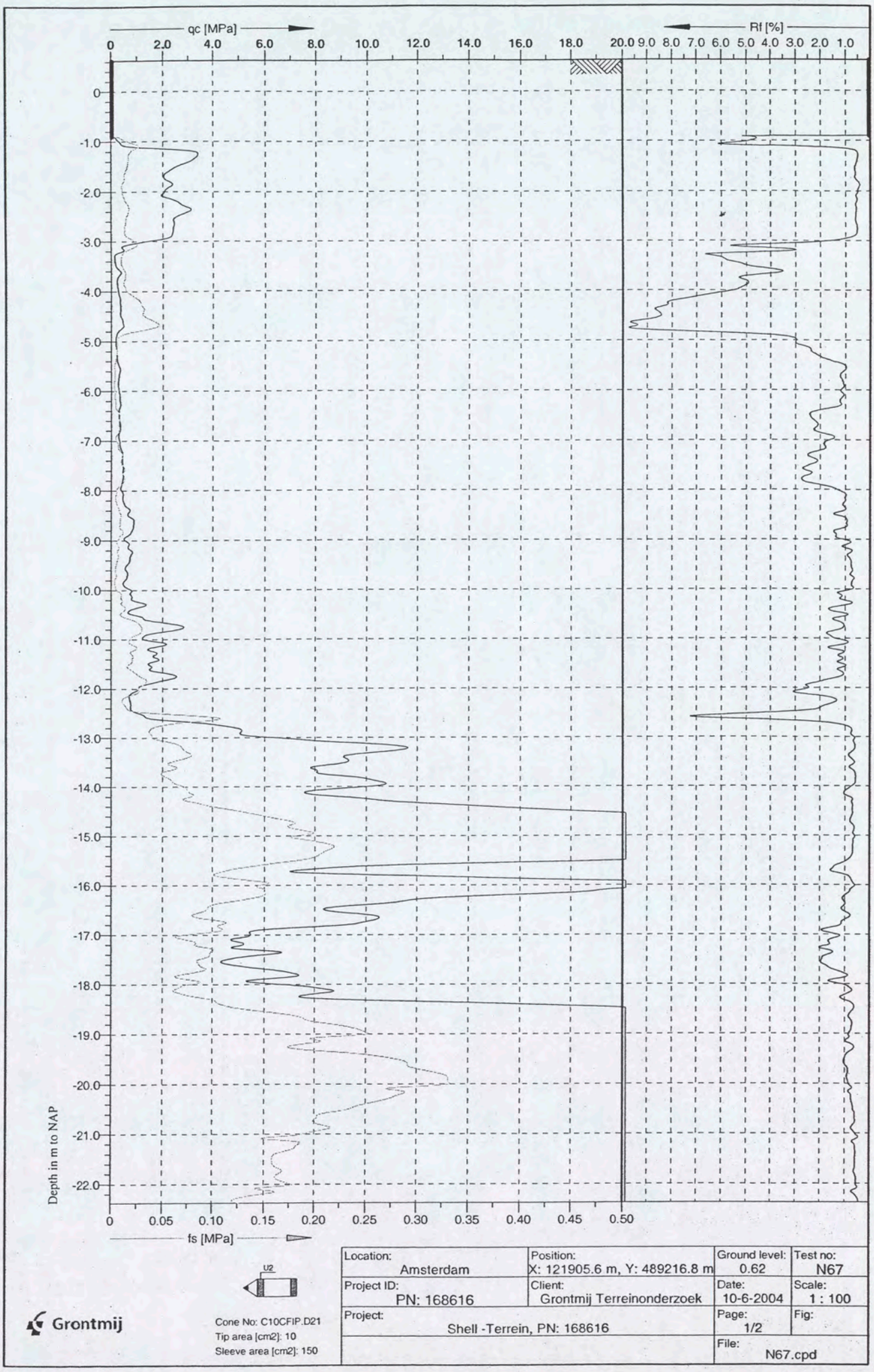

Location: Amsterdam	Position: X: 121905.6 m, Y: 489216.8 m	Ground level: 0.62	Test no: N67
Project ID: PN: 168616	Client: Grontmij Terreinonderzoek	Date: 10-6-2004	Scale: 1 : 100
Project: Shell -Terrein, PN: 168616		Page: 1/2	Fig:
		File: N67.cpd	

Grontmij

U2

Cone No: C10CFIP.D21
Tip area [cm2]: 10
Sleeve area [cm2]: 150

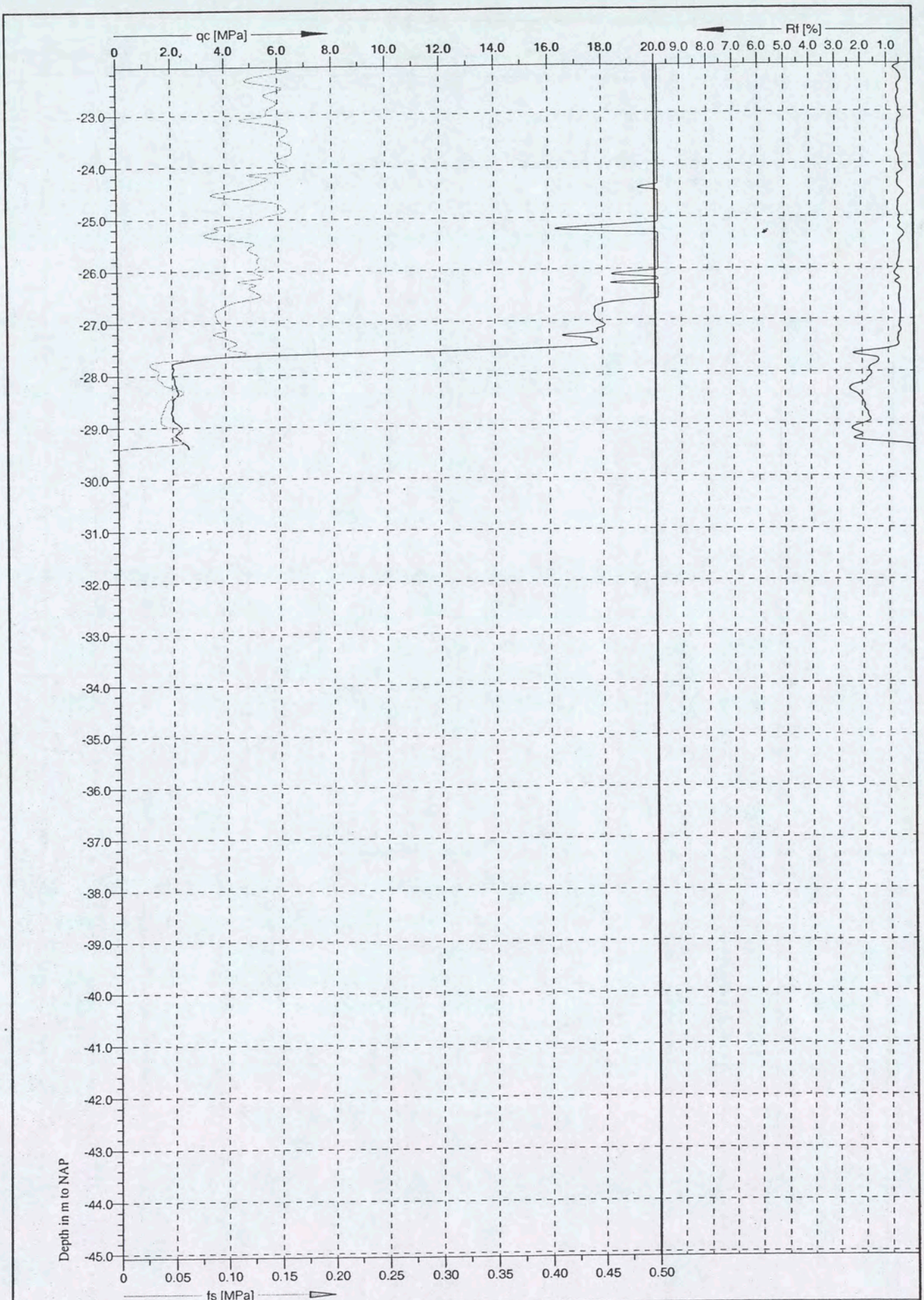

U2

Grontmij

Cone No: C10CFIP.D21
Tip area [cm2]: 10
Sleeve area [cm2]: 150

Location: Amsterdam	Position: X: 121905.6 m, Y: 489216.8 m	Ground level: 0.62	Test no: N67
Project ID: PN: 168616	Client: Grontmij Terreinonderzoek	Date: 10-6-2004	Scale: 1 : 100
Project: Shell -Terrein, PN: 168616		Page: 2/2	Fig:
		File: N67.cpd	

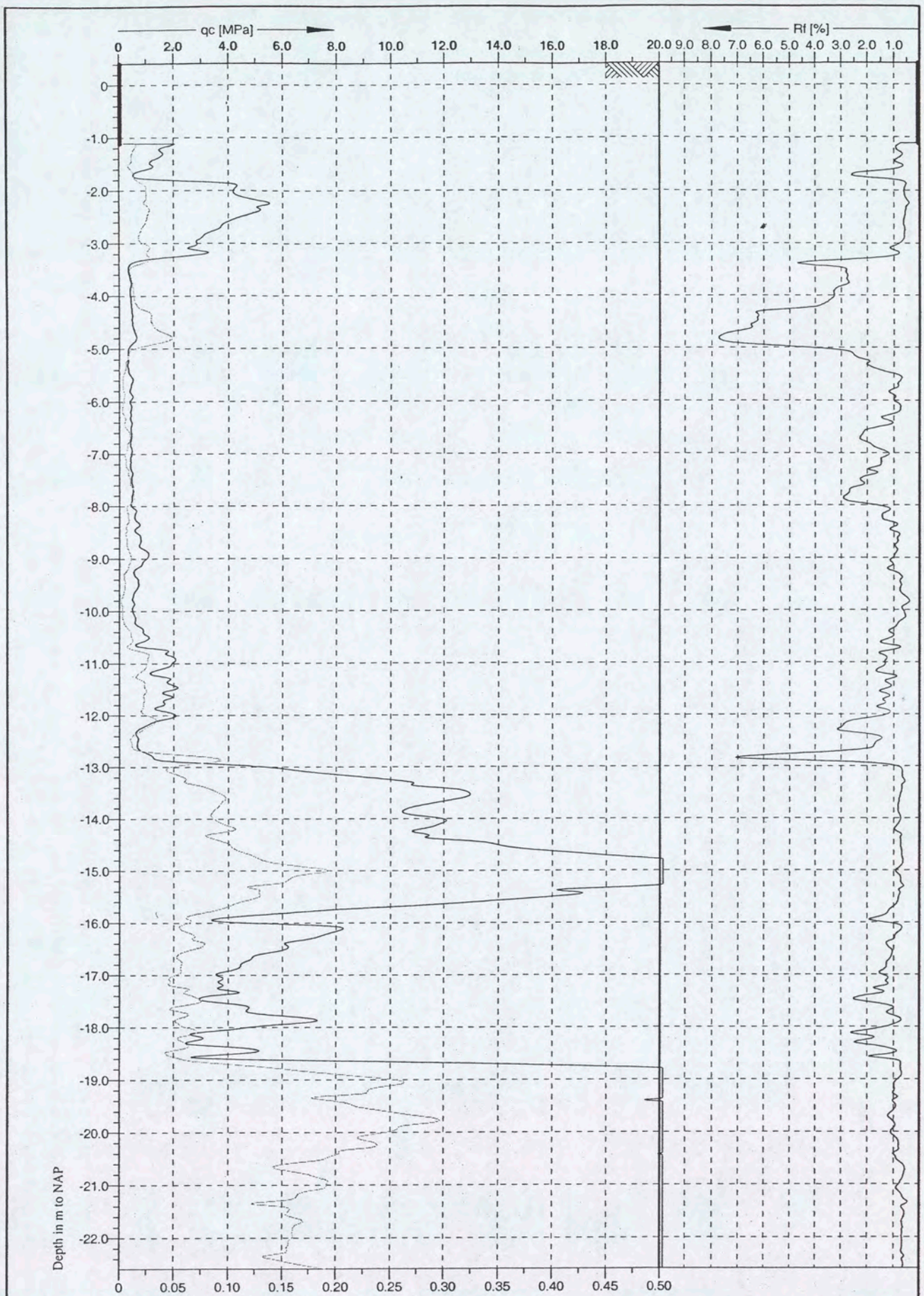

Location: Amsterdam	Position: X: 121884.3 m, Y: 489289.6 m	Ground level: 0.41	Test no: N69
Project ID: PN: 168616	Client: Grontmij Terreinonderzoek	Date: 14-6-2004	Scale: 1 : 100
Project: Shell, PN: 168616		Page: 1/2	Fig:
		File: N69.cpd	

Grontmij

Cone No: C10CFI.D21
Tip area [cm2]: 10
Sleeve area [cm2]: 150

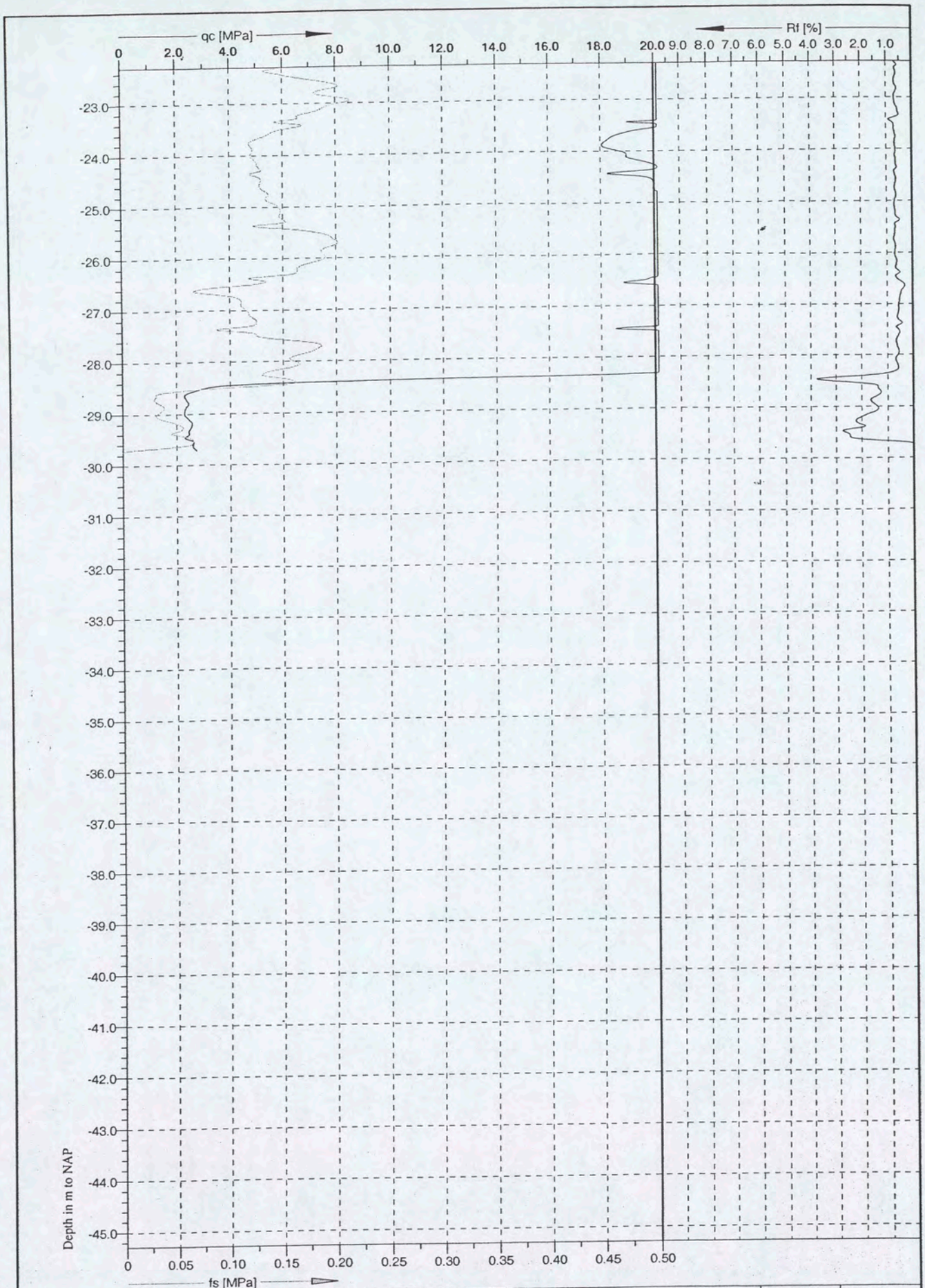

U2

Grontmij

Cone No: C10CFI.D21
Tip area [cm2]: 10
Sleeve area [cm2]: 150

Location: Amsterdam	Position: X: 121884.3 m, Y: 489289.6 m	Ground level: 0.41	Test no: N69
Project ID: PN: 168616	Client: Grontmij Terreinonderzoek	Date: 14-6-2004	Scale: 1 : 100
Project: Shell, PN: 168616		Page: 2/2	Fig:
		File: N69.cpd	

Bijlage 3

Boorprofielen

Boring: 401

X:
Y:
Datum: 14-06-2004
GWS:
GHG:
GLG:
Opmerking:

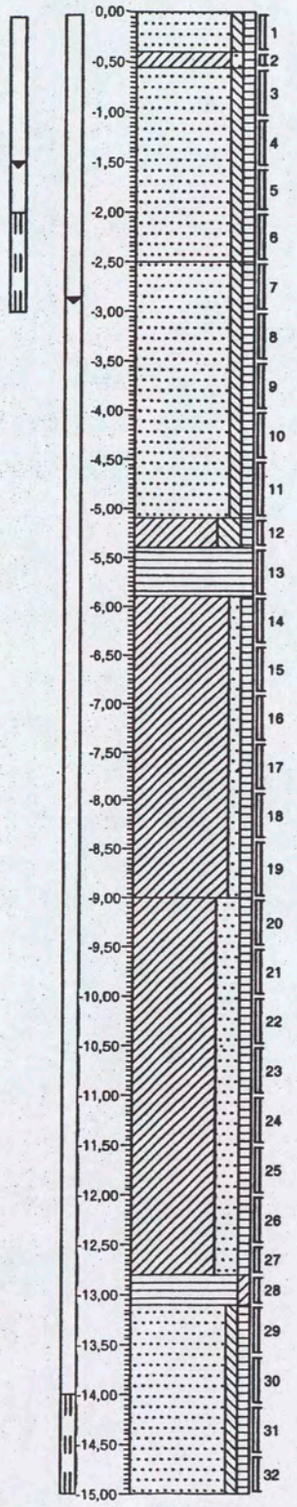

0,00
Zand, matig fijn, zwak siltig, zwak humeus, resten schelpen, brokken klei, lichtbruin, Edel
-0,40
-0,55
Klei, zwak zandig, zwak humeus, matig puinhoudend, laagjes zand, resten schelpen, zwart, Edel
Zand, matig fijn, zwak siltig, zwak humeus, resten schelpen, brokken klei, grijs, Edel, olie3
-2,50
Zand, matig fijn, zwak siltig, zwak humeus, zwak schelphoudend, brokken klei, grijs, Puls
-5,10
Klei, sterk siltig, zwak humeus, resten planten, zwak schelphoudend, grijs, Puls, matig stevig
-5,40
-5,90
Veen, mineraalarm, resten rietresten, resten planten, bruin, Puls, matig stevig
Klei, zwak zandig, zwak humeus, laagjes zand, resten schelpen, grijs, Puls, matig slap
-9,00
Klei, sterk zandig, zwak humeus, laagjes zand, resten schelpen, grijs, Puls
-12,80
Veen, zwak kleiig, resten zand, resten rietresten, resten planten, bruin, Puls, matig stevig
-13,10
Zand, matig fijn, zwak siltig, zwak humeus, resten schelpen, grijs, Puls
-15,00

Projectcode: 168616 **Opdrachtgever: Shell** **Datum:**

Boring: 418

X:
Y:
Datum: 16-06-2004
GWS:
GHG:
GLG:
Opmerking:

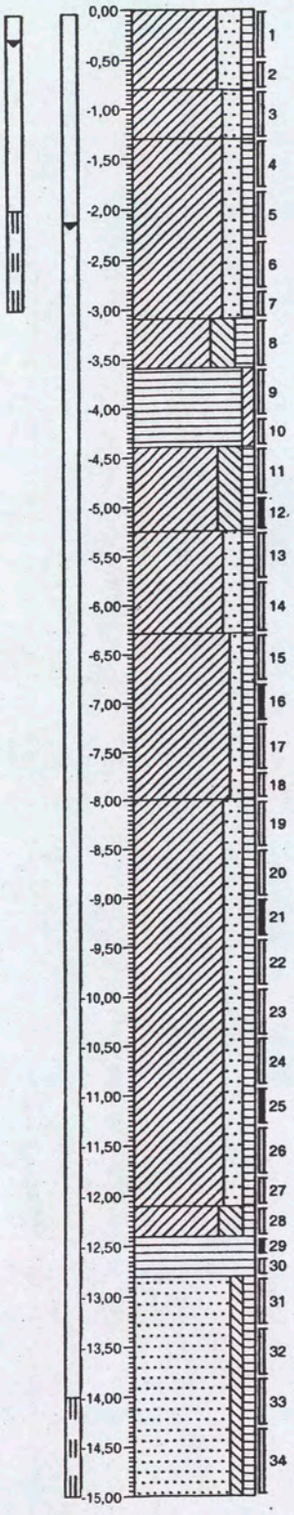

0,00 braak

braak, Klei, sterk zandig, zwak humeus, matig puinhoudend, zwak koolhoudend, resten ijzer, resten sintels, bruin, Edel

-0,80

Klei, matig zandig, zwak humeus, laagjes zand, matig slibhoudend, zwart, Edel, geroerd

-1,30

Klei, matig zandig, zwak humeus, laagjes zand, zwak schelphoudend, resten hout, grijs, Edel

-3,10

Klei, sterk siltig, matig humeus, resten schelpen, resten planten, bruin, Edel, matig stevig

-3,60

Veen, zwak kleiig, resten planten, bruin, Edel, matig stevig

-4,40

Klei, sterk siltig, zwak humeus, resten schelpen, grijs, Edel

-5,25

Klei, matig zandig, zwak humeus, laagjes zand, resten schelpen, grijs, Edel, matig slap

-6,30

Klei, zwak zandig, zwak humeus, laagjes zand, resten planten, grijs, Edel, matig slap

-8,00

Klei, matig zandig, zwak humeus, laagjes zand, resten planten, resten schelpen, grijs, Edel

-12,10

Klei, sterk siltig, zwak humeus, zwak schelphoudend, resten planten, grijs, Edel, matig stevig

-12,40

Veen, mineraalarm, resten planten, resten hout, resten zand, bruin, Edel, stevig

-12,80

Zand, zeer fijn, zwak siltig, zwak humeus, resten planten, brokken klei, grijs, Edel

-15,00

Projectcode: 168616A **Opdrachtgever: Shell** **Datum:**

Boring: N19

X:
Y:
Datum: 04-06-2004
GWS:
GHG:
GLG:
Opmerking:

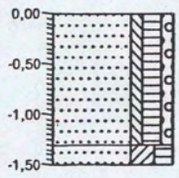

0,00
Zand, matig fijn, zwak siltig, matig humeus, zwak grindig, sterk puinhoudend, bruin, Edel, grof puin

-1,30
-1,50
Zand, matig fijn, kleiig, matig humeus, matig puinhoudend, donkerbruin, Edel

Boring: N18

X:
Y:
Datum: 04-06-2004
GWS:
GHG:
GLG:
Opmerking:

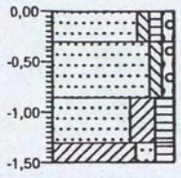

0,00
-0,30 Zand, matig fijn, zwak siltig, zwak humeus, zwak grindig, zwak puinhoudend, lichtbruin, Edel
-0,85 Zand, matig fijn, zwak siltig, zwak grindig, grijs, Edel
-1,30 Zand, matig fijn, kleïig, matig humeus, sterk puinhoudend, zwak sintelhoudend, uiterste olie-water reactie, zwart, Edel
-1,50 Klei, matig zandig, matig humeus, zwak puinhoudend, donkergrijs, Edel

Boring: N25

X:
Y:
Datum: 04-06-2004
GWS:
GHG:
GLG:
Opmerking:

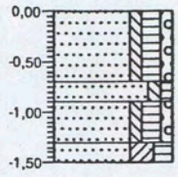

0,00
Zand, matig fijn, zwak siltig, matig humeus, zwak grindig, sterk puinhoudend, bruin, Edel
-0,70
-0,90
Zand, matig fijn, zwak siltig, zwak humeus, donkergrijs, Edel
-1,30
-1,50
Zand, matig fijn, zwak siltig, matig humeus, zwak grindig, sterk puinhoudend, bruin, Edel
Zand, matig fijn, kleiig, matig humeus, zwak puinhoudend, donkerbruin, Edel

Boring: N28

X:
Y:
Datum: 04-06-2004
GWS:
GHG:
GLG:
Opmerking:

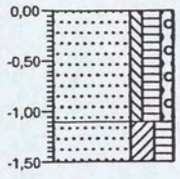

0,00 braak

braak, Zand, matig fijn, zwak siltig, matig humeus, zwak grindig, sterk puinhoudend, bruin, Edel

-1,10

Zand, matig fijn, kleïg, matig humeus, zwak puinhoudend, donkerbruin, Edel

-1,50

Boring: N24

X:
Y:
Datum: 04-06-2004
GWS:
GHG:
GLG:
Opmerking:

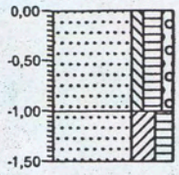

0,00
Zand, matig fijn, zwak siltig, matig humeus, zwak grindig, sterk puinhoudend, bruin, Edel
-1,00
Zand, matig fijn, kleiig, matig humeus, zwak puinhoudend, donkerbruin, Edel
-1,50

Bijlage 4

Laboratoriumonderzoek

FUGRO INGENIEURSBUREAU B.V.
Materiaalkundig Laboratorium

ONDERZOEKSRAPPORT			
Project	NTC Shell, projectnr.: 168616		
Opdrachtgever	Grontmij Nederland B.V.	Opdrachtnummer	1704-5092-000
Contactpersoon	[redacted]	Datum rapport	9-7-04
Monstername	door de opdrachtgever	Datum ontvangst	17-6-04

VOLUME GEWICHT EN WATERGEHALTE Q

Boring nummer	Monster nummer	Diepte t.o.v. maaiveld (m)	Volume gewicht nat (kN/m3)	Volume gewicht droog (kN/m3)	Water-gehalte w (%)	Poriën volume n (%)	Verzadi-gingsgraad s (%)	Ongedr. Schuif-sterkte fundr t.v	p.p
B418	1	5.10	18.0	13.4	34.8	48.5	97.7	-	
	2	6.90	15.3	10.2	50.6	60.9	86.0	-	
	3	9.25	17.2	12.9	34.1	50.5	88.4	-	
	4	11.20	18.0	13.5	33.3	48.0	95.6	-	
	5	12.55	11.4	4.1	173.8	-	-	-	
								-	
								-	
								-	
								-	
								-	
								-	
								-	
								-	
								-	
								-	
								-	
								-	
								-	
								-	
								-	
								-	
								-	
								-	
								-	
								-	

OPMERKINGEN

De met "Q" gemerkte verrichtingen zijn erkend door RvA.

Voor de berekening van het poriënvolume is een waarde voor de volumieke massa van vaste gronddelen aangehouden van 2650 kg/m³

T.V.: Bepaald d.m.v pocket torvane

P.P.: Bepaald d.m.v pocket penetrometer

Opgesteld door: [redacted]	Gecontroleerd [redacted]	Opdracht nr.: 1704-5092-000
Hoofdlaborant Geotechniek		Bijlage: 1.1

Vlamoven 41, Postbus 5009, 6802 EA Arnhem, Tel.: 026-3643643, Fax: 026-3644377
Internet: www.fugro.nl

TESTEN
RvA L 034

Bijlage 5

Resultaten paalberekeningen

MFoundation, version 4.7
File : P:\168616\Geotechniek\Paalfundering, verticale draagkracht\Shell NTC,draagkracht-13-07-04
Date : 13-7-2004

Results of the option Preliminary Design, Indication bearing capacity

Review of bearing forces for piletype :
PBP400

Level [m NAP]	CPT name	Fr;max;tip [kN]	Fr;max;shaft [kN]	Fr;max [kN]	Fr;max;d [kN]
-19.00	N2	1691	1115	2806	2020
-19.00	N5	2045	943	2988	2151
-19.00	N6	2378	965	3343	2407
-19.00	N8	705	917	1622	1168
-19.00	N10	1701	891	2592	1866
-19.00	N11	1549	921	2470	1778
-19.00	N12	1065	762	1827	1315
-19.00	N13	1861	915	2776	1999
-19.00	N14	1611	804	2415	1739
-19.00	N15	1534	980	2514	1810
-19.00	N16	1292	886	2178	1568
-19.00	N18	1175	904	2079	1497
-19.00	N19	1012	914	1926	1387
-19.00	N21	1695	912	2607	1877
-19.00	N22	1833	923	2756	1984
-19.00	N23	1351	881	2232	1607
-19.00	N24	1465	991	2456	1768
-19.00	N25	1168	801	1969	1418
-19.00	N28	2035	814	2849	2051
-19.00	N31	1125	826	1951	1405
-19.00	N32	2400	1135	3535	2545
-19.00	N34	1784	1143	2927	2107
-19.00	N35	2400	992	3392	2442
-19.00	N36	2041	877	2918	2101
-19.00	N37	1553	869	2422	1744
-19.00	N38	1304	929	2233	1608
-19.00	N39	1415	897	2312	1665
-19.00	N40	1569	893	2462	1773
-19.00	N45	1591	943	2534	1824
-19.00	N46	1995	922	2917	2100
-19.00	N47	1690	992	2682	1931
-19.00	N48	2400	1145	3545	2552
-19.00	N49	2400	1018	3418	2461
-19.00	N50	1899	956	2855	2056
-19.00	N51	1439	945	2384	1716
-19.00	N52	1042	841	1883	1356
-19.00	N53	1132	824	1956	1408
-19.00	N54	1552	739	2291	1650
-19.00	N55	1490	644	2134	1536

Bijlage 5 (vervolg 2)

-19.00	N56	2287	881	3168	2281
-19.00	N57	2237	922	3159	2274
-19.00	N58	1159	791	1950	1404
-19.00	N60	954	704	1658	1194
-19.00	N62	1085	785	1870	1346
-19.00	N64	207	845	1052	757
-19.00	N65	1619	930	2549	1835
-19.00	N66	2400	982	3382	2435
-19.00	N67	2400	1027	3427	2467
-19.00	N69	2051	801	2852	2053
-19.00	N1	2355	1075	3430	2470
-19.50	N2	1844	1235	3079	2217
-19.50	N5	2400	1063	3463	2493
-19.50	N6	2400	1085	3485	2509
-19.50	N8	642	999	1641	1182
-19.50	N10	2333	1011	3344	2408
-19.50	N11	1580	1041	2621	1887
-19.50	N12	1625	856	2481	1786
-19.50	N13	2155	1035	3190	2297
-19.50	N14	1598	900	2498	1799
-19.50	N15	1582	1100	2682	1931
-19.50	N16	1653	982	2635	1897
-19.50	N18	1238	1000	2238	1611
-19.50	N19	1082	1007	2089	1504
-19.50	N21	1804	1032	2836	2042
-19.50	N22	2377	1043	3420	2462
-19.50	N23	1390	977	2367	1704
-19.50	N24	1613	1111	2724	1961
-19.50	N25	1141	897	2038	1467
-19.50	N28	2247	934	3181	2290
-19.50	N31	1104	922	2026	1459
-19.50	N32	2400	1255	3655	2632
-19.50	N34	2262	1263	3525	2538
-19.50	N35	2400	1112	3512	2529
-19.50	N36	2218	997	3215	2315
-19.50	N37	1593	989	2582	1859
-19.50	N38	1305	1025	2330	1678
-19.50	N39	1781	1002	2783	2004
-19.50	N40	1673	992	2665	1919
-19.50	N45	1859	1038	2897	2086
-19.50	N46	2189	1042	3231	2326
-19.50	N47	1771	1110	2881	2074
-19.50	N48	2400	1265	3665	2639
-19.50	N49	2400	1138	3538	2547
-19.50	N50	2400	1076	3476	2503
-19.50	N51	1533	1065	2598	1871
-19.50	N52	965	937	1902	1369
-19.50	N53	1072	919	1991	1434
-19.50	N54	1645	835	2480	1786
-19.50	N55	1639	753	2392	1722
-19.50	N56	2400	1001	3401	2449
-19.50	N57	2400	1042	3442	2478
-19.50	N58	1741	893	2634	1896
-19.50	N60	1974	799	2773	1997

Bijlage 5 (vervolg 3)

-19.50	N62	1596	885	2481	1786
-19.50	N64	210	859	1069	770
-19.50	N65	1765	1026	2791	2010
-19.50	N66	2400	1102	3502	2521
-19.50	N67	2400	1147	3547	2554
-19.50	N69	2303	921	3224	2321
-19.50	N1	2400	1195	3595	2588
-20.00	N2	2257	1355	3612	2601
-20.00	N5	2400	1183	3583	2580
-20.00	N6	2335	1205	3540	2549
-20.00	N8	1346	1062	2408	1734
-20.00	N10	2400	1131	3531	2542
-20.00	N11	1783	1152	2935	2113
-20.00	N12	2135	976	3111	2240
-20.00	N13	2356	1155	3511	2528
-20.00	N14	2400	1001	3401	2449
-20.00	N15	2249	1210	3459	2490
-20.00	N16	2048	1093	3141	2262
-20.00	N18	1786	1095	2881	2074
-20.00	N19	1560	1095	2655	1912
-20.00	N21	1796	1152	2948	2123
-20.00	N22	2400	1163	3563	2565
-20.00	N23	2400	1078	3478	2504
-20.00	N24	1955	1231	3186	2294
-20.00	N25	1347	986	2333	1680
-20.00	N28	2400	1054	3454	2487
-20.00	N31	1316	1015	2331	1678
-20.00	N32	2400	1375	3775	2718
-20.00	N34	2400	1379	3779	2721
-20.00	N35	2400	1232	3632	2615
-20.00	N36	2400	1117	3517	2532
-20.00	N37	2005	1101	3106	2236
-20.00	N38	2304	1130	3434	2472
-20.00	N39	2195	1122	3317	2388
-20.00	N40	2319	1112	3431	2470
-20.00	N45	2198	1154	3352	2413
-20.00	N46	2400	1162	3562	2565
-20.00	N47	2327	1226	3553	2558
-20.00	N48	2400	1385	3785	2725
-20.00	N49	2400	1258	3658	2634
-20.00	N50	2333	1196	3529	2541
-20.00	N51	1506	1185	2691	1938
-20.00	N52	1580	1017	2597	1870
-20.00	N53	1625	1003	2628	1892
-20.00	N54	2265	953	3218	2317
-20.00	N55	2009	873	2882	2075
-20.00	N56	2400	1121	3521	2535
-20.00	N57	2400	1162	3562	2565
-20.00	N58	2176	1013	3189	2296
-20.00	N60	2145	919	3064	2206
-20.00	N62	1649	1005	2654	1911
-20.00	N64	862	874	1736	1250
-20.00	N65	2377	1141	3518	2533
-20.00	N66	2400	1222	3622	2608

Bijlage 5 (vervolg 4)

-20.00	N67	2400	1267	3667	2640
-20.00	N69	2400	1041	3441	2478
-20.00	N1	2400	1315	3715	2675
-20.50	N2	2266	1475	3741	2694
-20.50	N5	2328	1303	3631	2614
-20.50	N6	2226	1325	3551	2557
-20.50	N8	1472	1158	2630	1894
-20.50	N10	2400	1251	3651	2629
-20.50	N11	2122	1261	3383	2436
-20.50	N12	1982	1096	3078	2216
-20.50	N13	2354	1275	3629	2613
-20.50	N14	2400	1121	3521	2535
-20.50	N15	2296	1326	3622	2608
-20.50	N16	1920	1213	3133	2256
-20.50	N18	2152	1209	3361	2420
-20.50	N19	2087	1209	3296	2373
-20.50	N21	2400	1272	3672	2644
-20.50	N22	2400	1283	3683	2652
-20.50	N23	2400	1198	3598	2591
-20.50	N24	2400	1347	3747	2698
-20.50	N25	1917	1092	3009	2166
-20.50	N28	2400	1174	3574	2573
-20.50	N31	1921	1117	3038	2187
-20.50	N32	2400	1495	3895	2804
-20.50	N34	2400	1499	3899	2807
-20.50	N35	2400	1352	3752	2701
-20.50	N36	2400	1237	3637	2619
-20.50	N37	2206	1221	3427	2467
-20.50	N38	2400	1250	3650	2628
-20.50	N39	2400	1242	3642	2622
-20.50	N40	2400	1232	3632	2615
-20.50	N45	2356	1274	3630	2614
-20.50	N46	2400	1282	3682	2651
-20.50	N47	2400	1346	3746	2697
-20.50	N48	2400	1505	3905	2812
-20.50	N49	2400	1378	3778	2720
-20.50	N50	2400	1316	3716	2676
-20.50	N51	1539	1296	2835	2041
-20.50	N52	1919	1124	3043	2191
-20.50	N53	2041	1117	3158	2274
-20.50	N54	2400	1073	3473	2501
-20.50	N55	2260	993	3253	2342
-20.50	N56	2400	1241	3641	2622
-20.50	N57	2400	1282	3682	2651
-20.50	N58	2352	1133	3485	2509
-20.50	N60	2383	1039	3422	2464
-20.50	N62	2287	1125	3412	2457
-20.50	N64	1844	964	2808	2022
-20.50	N65	2400	1261	3661	2636
-20.50	N66	2400	1342	3742	2694
-20.50	N67	2400	1387	3787	2727
-20.50	N69	2400	1161	3561	2564
-20.50	N1	2400	1435	3835	2761

Review of negative skin friction (at deepest level only)

Level [m NAP]	CPT name	Fs;nsf;rep [kN]	Fs;nsf;d [kN]
-20.50	N2	349	349
-20.50	N5	330	330
-20.50	N6	341	341
-20.50	N8	362	362
-20.50	N10	350	350
-20.50	N11	343	343
-20.50	N12	366	366
-20.50	N13	343	343
-20.50	N14	269	269
-20.50	N15	240	240
-20.50	N16	324	324
-20.50	N18	215	215
-20.50	N19	302	302
-20.50	N21	281	281
-20.50	N22	326	326
-20.50	N23	263	263
-20.50	N24	289	289
-20.50	N25	340	340
-20.50	N28	332	332
-20.50	N31	315	315
-20.50	N32	323	323
-20.50	N34	328	328
-20.50	N35	330	330
-20.50	N36	362	362
-20.50	N37	295	295
-20.50	N38	295	295
-20.50	N39	333	333
-20.50	N40	336	336
-20.50	N45	364	364
-20.50	N46	301	301
-20.50	N47	343	343
-20.50	N48	284	284
-20.50	N49	342	342
-20.50	N50	348	348
-20.50	N51	342	342
-20.50	N52	331	331
-20.50	N53	310	310
-20.50	N54	360	360
-20.50	N55	330	330
-20.50	N56	277	277
-20.50	N57	283	283
-20.50	N58	307	307
-20.50	N60	268	268
-20.50	N62	321	321
-20.50	N64	322	322
-20.50	N65	292	292
-20.50	N66	284	284
-20.50	N67	300	300
-20.50	N69	301	301

-20.50	N1	352	352

Review of bearing forces for piletype :
PBP450

Level [m NAP]	CPT name	Fr;max;tip [kN]	Fr;max;shaft [kN]	Fr;max [kN]	Fr;max;d [kN]
-19.00	N2	2126	1254	3380	2434
-19.00	N5	2575	1061	3636	2618
-19.00	N6	2877	1086	3963	2853
-19.00	N8	892	1031	1923	1385
-19.00	N10	2134	1002	3136	2258
-19.00	N11	1946	1036	2982	2147
-19.00	N12	1382	858	2240	1613
-19.00	N13	2344	1030	3374	2429
-19.00	N14	2025	904	2929	2109
-19.00	N15	1917	1102	3019	2174
-19.00	N16	1621	997	2618	1885
-19.00	N18	1479	1017	2496	1797
-19.00	N19	1273	1029	2302	1657
-19.00	N21	2140	1026	3166	2280
-19.00	N22	2306	1038	3344	2408
-19.00	N23	1692	991	2683	1932
-19.00	N24	1841	1115	2956	2128
-19.00	N25	1474	901	2375	1710
-19.00	N28	2557	916	3473	2501
-19.00	N31	1417	929	2346	1689
-19.00	N32	3038	1277	4315	3107
-19.00	N34	2228	1285	3513	2529
-19.00	N35	3038	1116	4154	2991
-19.00	N36	2566	986	3552	2557
-19.00	N37	1950	977	2927	2107
-19.00	N38	1636	1045	2681	1930
-19.00	N39	1789	1009	2798	2015
-19.00	N40	1973	1005	2978	2144
-19.00	N45	1997	1061	3058	2202
-19.00	N46	2494	1037	3531	2542
-19.00	N47	2108	1116	3224	2321
-19.00	N48	3038	1288	4326	3115
-19.00	N49	3038	1145	4183	3012
-19.00	N50	2413	1075	3488	2511
-19.00	N51	1804	1063	2867	2064
-19.00	N52	1310	946	2256	1624
-19.00	N53	1424	927	2351	1693
-19.00	N54	1953	831	2784	2004
-19.00	N55	1879	724	2603	1874
-19.00	N56	2877	991	3868	2785
-19.00	N57	2790	1037	3827	2755
-19.00	N58	1491	890	2381	1714
-19.00	N60	1246	792	2038	1467
-19.00	N62	1464	884	2348	1691

-19.00	N64	262	951	1213	873
-19.00	N65	2032	1047	3079	2217
-19.00	N66	3038	1104	4142	2982
-19.00	N67	3038	1155	4193	3019
-19.00	N69	2578	901	3479	2505
-19.00	N1	2956	1209	4165	2999
-19.50	N2	2295	1389	3684	2652
-19.50	N5	2953	1196	4149	2987
-19.50	N6	2822	1221	4043	2911
-19.50	N8	813	1124	1937	1395
-19.50	N10	2854	1137	3991	2874
-19.50	N11	1974	1171	3145	2264
-19.50	N12	2033	963	2996	2157
-19.50	N13	2689	1165	3854	2775
-19.50	N14	1995	1012	3007	2165
-19.50	N15	1961	1237	3198	2303
-19.50	N16	2164	1105	3269	2354
-19.50	N18	1543	1125	2668	1921
-19.50	N19	1375	1133	2508	1806
-19.50	N21	2256	1161	3417	2460
-19.50	N22	2960	1173	4133	2976
-19.50	N23	1733	1099	2832	2039
-19.50	N24	2010	1250	3260	2347
-19.50	N25	1429	1009	2438	1755
-19.50	N28	2798	1051	3849	2771
-19.50	N31	1379	1037	2416	1740
-19.50	N32	3038	1412	4450	3204
-19.50	N34	2957	1420	4377	3151
-19.50	N35	3038	1251	4289	3088
-19.50	N36	2761	1121	3882	2795
-19.50	N37	1983	1112	3095	2228
-19.50	N38	1695	1153	2848	2051
-19.50	N39	2217	1127	3344	2408
-19.50	N40	2113	1116	3229	2325
-19.50	N45	2361	1168	3529	2541
-19.50	N46	2733	1172	3905	2812
-19.50	N47	2216	1249	3465	2495
-19.50	N48	3038	1423	4461	3212
-19.50	N49	3038	1280	4318	3109
-19.50	N50	3026	1210	4236	3050
-19.50	N51	1909	1198	3107	2237
-19.50	N52	1226	1054	2280	1642
-19.50	N53	1340	1034	2374	1709
-19.50	N54	2055	939	2994	2156
-19.50	N55	2040	847	2887	2079
-19.50	N56	3038	1126	4164	2998
-19.50	N57	3038	1172	4210	3031
-19.50	N58	2212	1005	3217	2316
-19.50	N60	2480	899	3379	2433
-19.50	N62	2002	996	2998	2159
-19.50	N64	266	966	1232	887
-19.50	N65	2233	1155	3388	2439
-19.50	N66	3038	1239	4277	3079
-19.50	N67	3038	1290	4328	3116

-19.50	N69	2871	1036	3907	2813
-19.50	N1	3038	1344	4382	3155
-20.00	N2	2612	1524	4136	2978
-20.00	N5	3037	1331	4368	3145
-20.00	N6	2852	1356	4208	3030
-20.00	N8	1702	1194	2896	2085
-20.00	N10	2967	1272	4239	3052
-20.00	N11	2301	1295	3596	2589
-20.00	N12	2654	1098	3752	2701
-20.00	N13	2751	1300	4051	2917
-20.00	N14	3038	1126	4164	2998
-20.00	N15	2677	1361	4038	2907
-20.00	N16	2502	1230	3732	2687
-20.00	N18	2283	1232	3515	2531
-20.00	N19	1955	1232	3187	2295
-20.00	N21	2311	1296	3607	2597
-20.00	N22	3038	1308	4346	3129
-20.00	N23	2817	1213	4030	2902
-20.00	N24	2510	1385	3895	2804
-20.00	N25	1730	1109	2839	2044
-20.00	N28	3038	1186	4224	3041
-20.00	N31	1729	1142	2871	2067
-20.00	N32	3038	1547	4585	3301
-20.00	N34	3038	1552	4590	3305
-20.00	N35	3038	1386	4424	3185
-20.00	N36	3038	1256	4294	3092
-20.00	N37	2572	1239	3811	2744
-20.00	N38	2865	1271	4136	2978
-20.00	N39	2779	1262	4041	2910
-20.00	N40	2882	1251	4133	2976
-20.00	N45	2733	1298	4031	2902
-20.00	N46	3038	1307	4345	3128
-20.00	N47	2788	1379	4167	3000
-20.00	N48	3038	1558	4596	3309
-20.00	N49	3038	1415	4453	3206
-20.00	N50	2882	1345	4227	3043
-20.00	N51	1860	1333	3193	2299
-20.00	N52	2008	1144	3152	2269
-20.00	N53	2065	1128	3193	2299
-20.00	N54	2818	1072	3890	2801
-20.00	N55	2487	982	3469	2498
-20.00	N56	3038	1261	4299	3095
-20.00	N57	3038	1307	4345	3128
-20.00	N58	2709	1140	3849	2771
-20.00	N60	2670	1034	3704	2667
-20.00	N62	2048	1131	3179	2289
-20.00	N64	1158	983	2141	1542
-20.00	N65	2933	1284	4217	3036
-20.00	N66	3038	1374	4412	3177
-20.00	N67	3038	1425	4463	3213
-20.00	N69	3038	1171	4209	3030
-20.00	N1	3038	1479	4517	3252
-20.50	N2	2785	1659	4444	3200
-20.50	N5	2851	1466	4317	3108

-20.50	N6	2725	1491	4216	3036
-20.50	N8	1849	1302	3151	2269
-20.50	N10	2958	1407	4365	3143
-20.50	N11	2584	1418	4002	2881
-20.50	N12	2414	1233	3647	2626
-20.50	N13	2898	1435	4333	3120
-20.50	N14	3038	1261	4299	3095
-20.50	N15	2773	1492	4265	3071
-20.50	N16	2364	1365	3729	2685
-20.50	N18	2659	1360	4019	2894
-20.50	N19	2583	1360	3943	2839
-20.50	N21	3038	1431	4469	3218
-20.50	N22	3038	1443	4481	3226
-20.50	N23	3008	1348	4356	3136
-20.50	N24	3038	1515	4553	3278
-20.50	N25	2379	1228	3607	2597
-20.50	N28	3038	1321	4359	3138
-20.50	N31	2357	1256	3613	2601
-20.50	N32	3038	1682	4720	3398
-20.50	N34	3038	1687	4725	3402
-20.50	N35	3038	1521	4559	3282
-20.50	N36	3038	1391	4429	3189
-20.50	N37	2719	1374	4093	2947
-20.50	N38	3038	1406	4444	3200
-20.50	N39	3038	1397	4435	3193
-20.50	N40	3038	1386	4424	3185
-20.50	N45	2910	1433	4343	3127
-20.50	N46	3038	1442	4480	3226
-20.50	N47	2936	1514	4450	3204
-20.50	N48	3038	1693	4731	3406
-20.50	N49	3038	1550	4588	3303
-20.50	N50	2334	1480	3814	2746
-20.50	N51	1945	1458	3403	2450
-20.50	N52	2380	1265	3645	2624
-20.50	N53	2526	1257	3783	2724
-20.50	N54	3038	1207	4245	3056
-20.50	N55	2838	1117	3955	2848
-20.50	N56	3038	1396	4434	3192
-20.50	N57	3038	1442	4480	3226
-20.50	N58	2908	1275	4183	3012
-20.50	N60	2943	1169	4112	2961
-20.50	N62	2713	1266	3979	2865
-20.50	N64	2390	1084	3474	2501
-20.50	N65	3038	1419	4457	3209
-20.50	N66	3038	1509	4547	3274
-20.50	N67	3038	1560	4598	3311
-20.50	N69	3038	1306	4344	3128
-20.50	N1	3038	1614	4652	3349

Review of negative skin friction (at deepest level only)

Level [m NAP]	CPT name	Fs;nsf;rep [kN]	Fs;nsf;d [kN]

-20.50	N2	392	392
-20.50	N5	371	371
-20.50	N6	384	384
-20.50	N8	407	407
-20.50	N10	394	394
-20.50	N11	386	386
-20.50	N12	411	411
-20.50	N13	386	386
-20.50	N14	303	303
-20.50	N15	270	270
-20.50	N16	365	365
-20.50	N18	242	242
-20.50	N19	339	339
-20.50	N21	316	316
-20.50	N22	366	366
-20.50	N23	296	296
-20.50	N24	325	325
-20.50	N25	382	382
-20.50	N28	373	373
-20.50	N31	354	354
-20.50	N32	363	363
-20.50	N34	369	369
-20.50	N35	371	371
-20.50	N36	408	408
-20.50	N37	332	332
-20.50	N38	332	332
-20.50	N39	375	375
-20.50	N40	378	378
-20.50	N45	409	409
-20.50	N46	338	338
-20.50	N47	386	386
-20.50	N48	320	320
-20.50	N49	385	385
-20.50	N50	391	391
-20.50	N51	384	384
-20.50	N52	372	372
-20.50	N53	349	349
-20.50	N54	405	405
-20.50	N55	372	372
-20.50	N56	311	311
-20.50	N57	318	318
-20.50	N58	345	345
-20.50	N60	301	301
-20.50	N62	361	361
-20.50	N64	363	363
-20.50	N65	329	329
-20.50	N66	320	320
-20.50	N67	338	338
-20.50	N69	339	339
-20.50	N1	396	396

End of data

Bijlage 6

Horizontaal belaste palen

SHEARFORCE & MOMENT & DISPLACEMENT

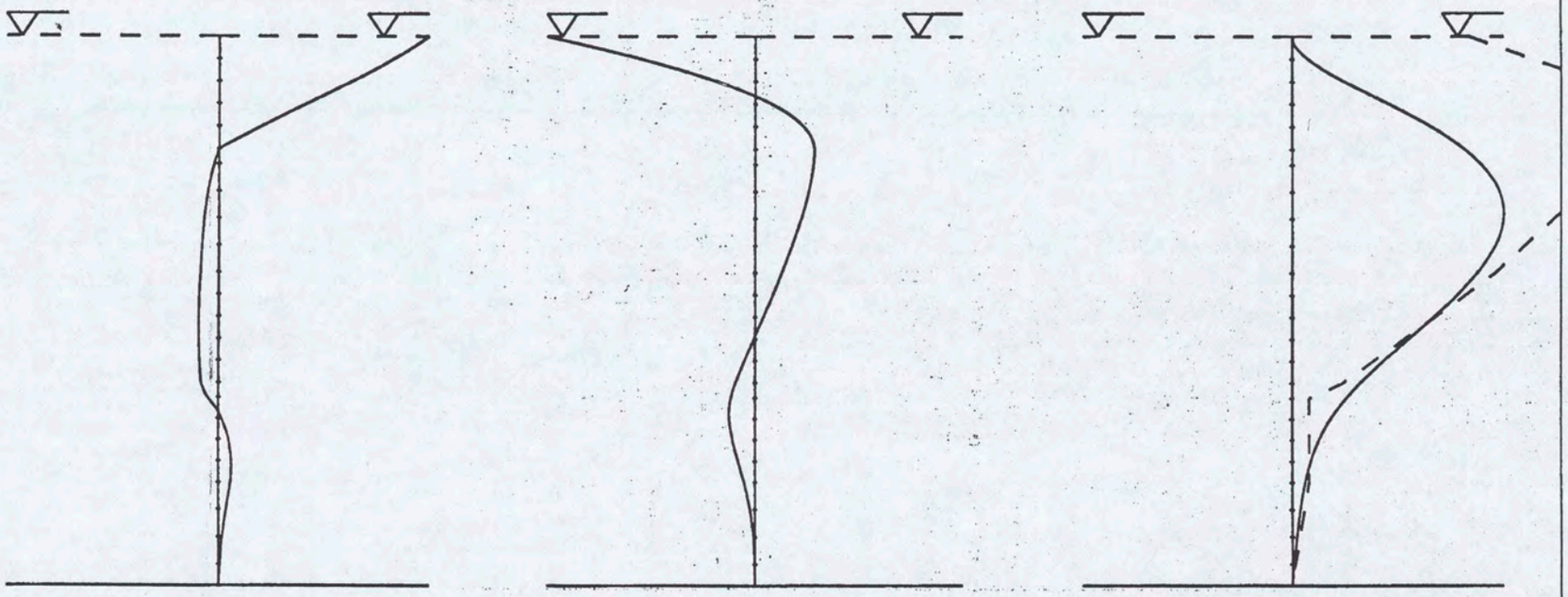

Shearforces [kN]	Moments [kNm]	Displacement [mm]
Maximum : 226.3	Maximum : 97.4	Maximum : 25.0
Minimum : -21.3	Minimum : -344.2	Max.soil : 50.0

MOS GRONDMECHANICA Lic: 0404 Cop: 1	Surface L/R : 1 / 2 Length : 18.25 Water L/R : 0.00 / 0.00
GD MHORPILE [2.1] File : 1_1_000A	Shell NTC, Groep 1, situatie 1, 0.00 m Prefab 400x400, paalkop ingeklemd

SHEARFORCE & MOMENT & DISPLACEMENT

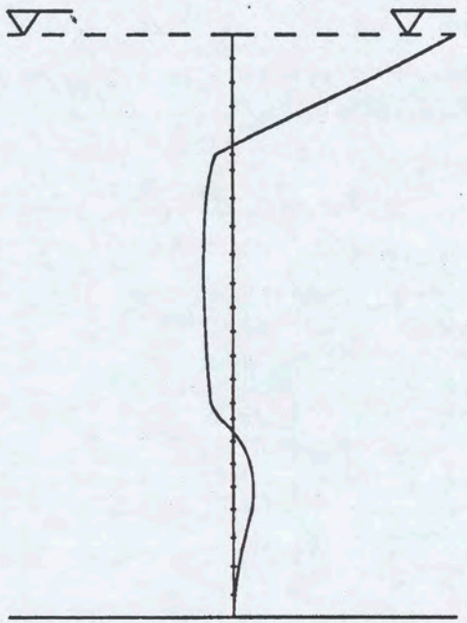

Shearforces [kN]

Maximum : 172.4

Minimum : -22.1

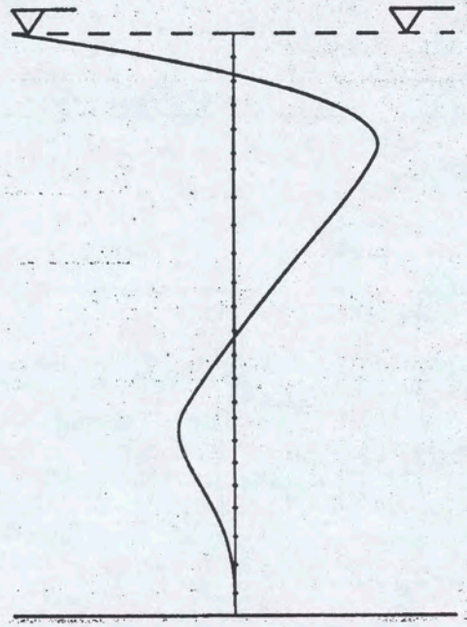

Moments [kNm]

Maximum : 118.9

Minimum : -184.1



Displacement [mm]

Maximum : 29.8

Max.soil : 50.0

MOS GRONDMECHANICA Lic: 0404 Cop: 1	Surface L/R : 1 / 2 Length : 18.25 Water L/R : 0.00 / 0.00
GD MHORPILE [2.1] File : 1_1_000B	Shell NTC, Groep 1, situatie 1, 0.00 m Prefab 400x400, paalkop 30.000 kNm/rad

SHEARFORCE & MOMENT & DISPLACEMENT

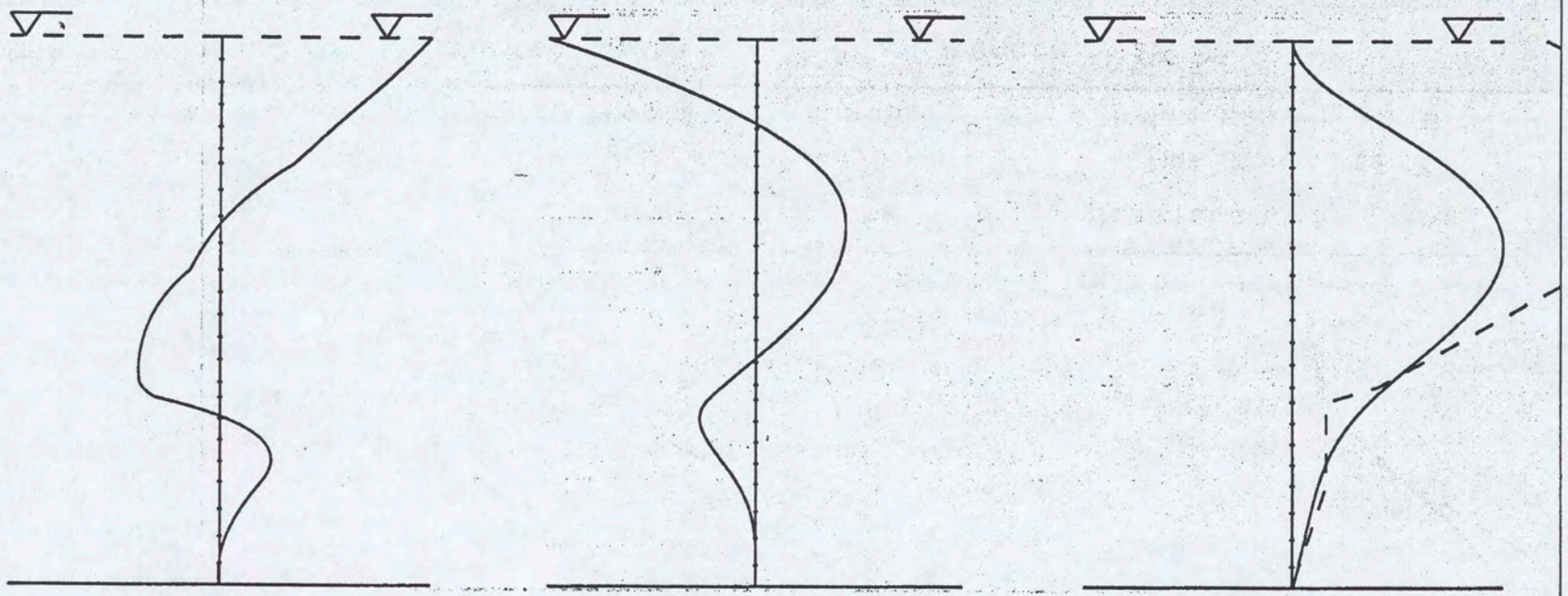

Shearforces [kN]	Moments [kNm]	Displacement [mm]
Maximum : 41.5	Maximum : 40.0	Maximum : 12.4
Minimum : -16.0	Minimum : -92.9	Max.soil : 25.0

MOS GRONDMECHANICA Lic: 0404 Cop: 1	Surface L/R : 1 / 2 Length : 18.25 Water L/R : 0.00 / 0.00
GD MHORPILE [2.1] File : 1_1_360A	Shell NTC, Groep 1, situatie 1, 3.60 m Prefab 400x400, paalkop ingeklemd

SHEARFORCE & MOMENT & DISPLACEMENT

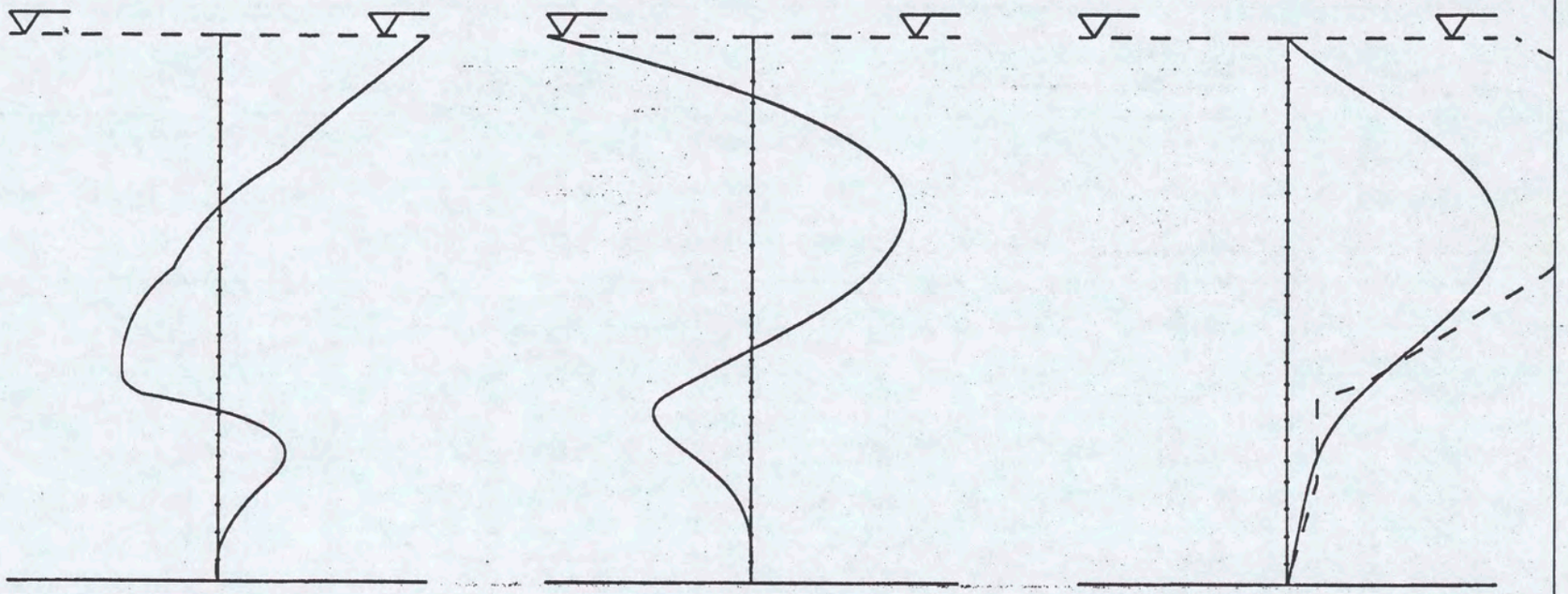

Shearforces [kN]	Moments [kNm]	Displacement [mm]
Maximum : 33.4	Maximum : 40.9	Maximum : 13.7
Minimum : -15.3	Minimum : -55.9	Max.soil : 25.0

MOS GRONDMECHANICA Lic: 0404 Cop: 1	Surface L/R : 1 / 2 Length : 18.25 Water L/R : 0.00 / 0.00
GD MHORPILE [2.1] File : 1_1_360A	Shell NTC, Groep 1, situatie 1, 3,60 m Prefab 400x400, paalkop 30.000 kNm/rad

SHEARFORCE & MOMENT & DISPLACEMENT



Shearforces [kN]

Maximum : 23.3

Minimum : -10.0



Moments [kNm]

Maximum : 23.1

Minimum : -53.1

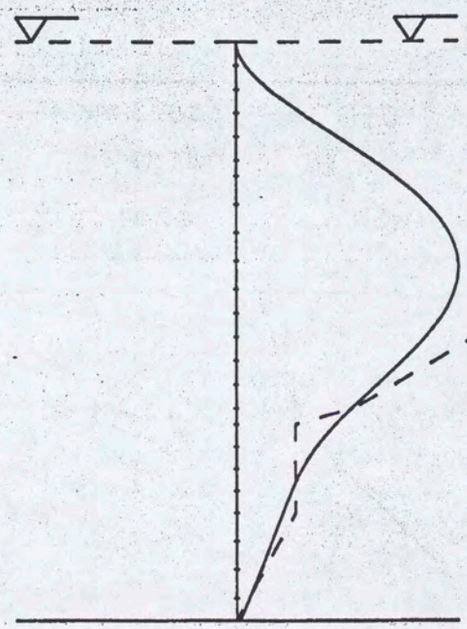

Displacement [mm]

Maximum : 7.6

Max.soil : 15.0

MOS GRONDMECHANICA Lic: 0404 Cop: 1	Surface L/R : 1 / 2 Length : 18.25 Water L/R : 0.00 / 0.00
GD MHORPILE [2.1] File : 1_1_720A	Shell NTC, Groep 1, situatie 1, 7.20 m Prefab 400x400, paalkop ingeklemd

SHEARFORCE & MOMENT & DISPLACEMENT

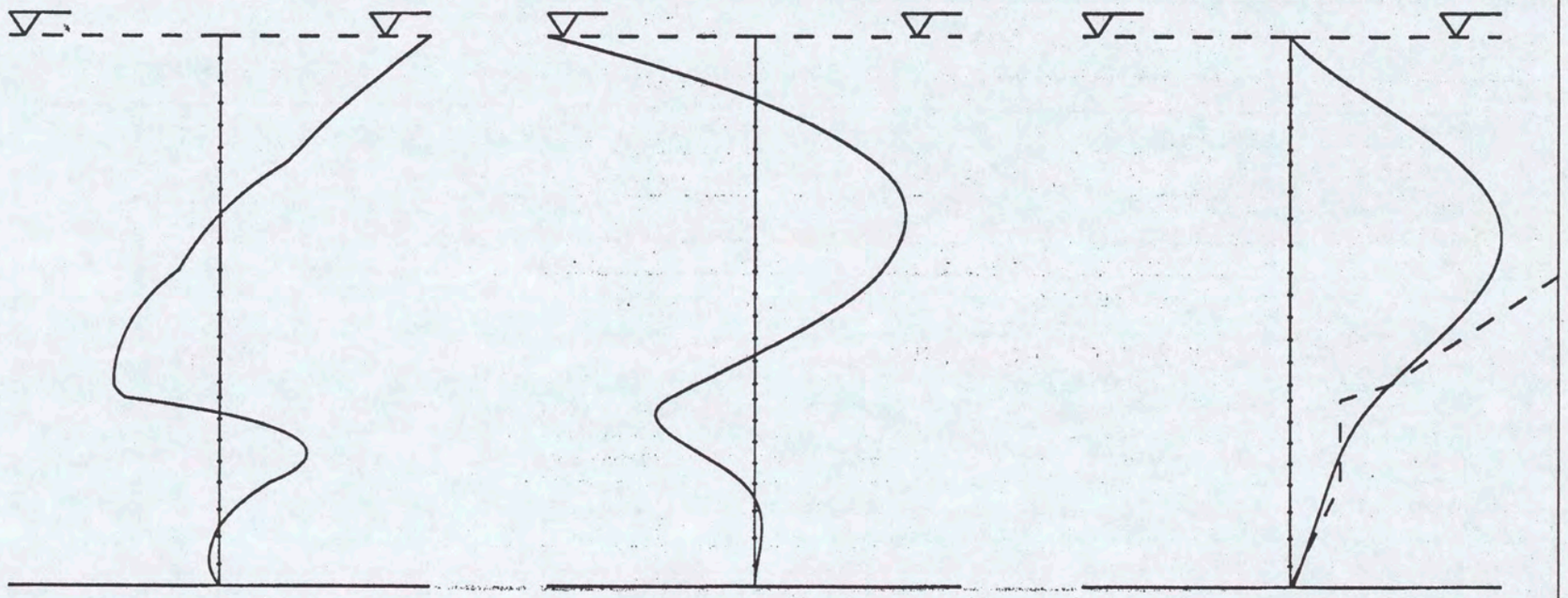

Shearforces [kN]	Moments [kNm]	Displacement [mm]
Maximum : 19.0	Maximum : 23.6	Maximum : 8.4
Minimum : -9.6	Minimum : -32.4	Max.soil : 15.0

MOS GRONDMECHANICA Lic: 0404 Cop: 1	Surface L/R : 1 / 2 Length : 18.25 Water L/R : 0.00 / 0.00
GD MHORPILE [2.1] File : 1_1_720B	Shell NTC, Groep 1, situatie 1, 7.20 m Prefab 400x400, paalkop 30.000 kNm/rad

SHEARFORCE & MOMENT & DISPLACEMENT



Shearforces [kN]

Maximum : 94.5

Minimum : -19.2

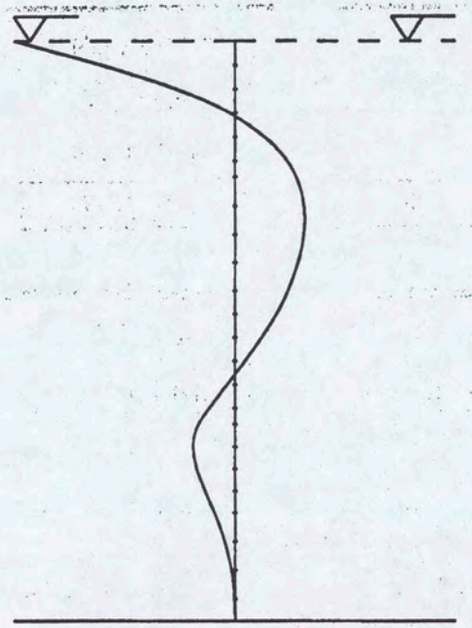

Moments [kNm]

Maximum : 54.8

Minimum : -173.8

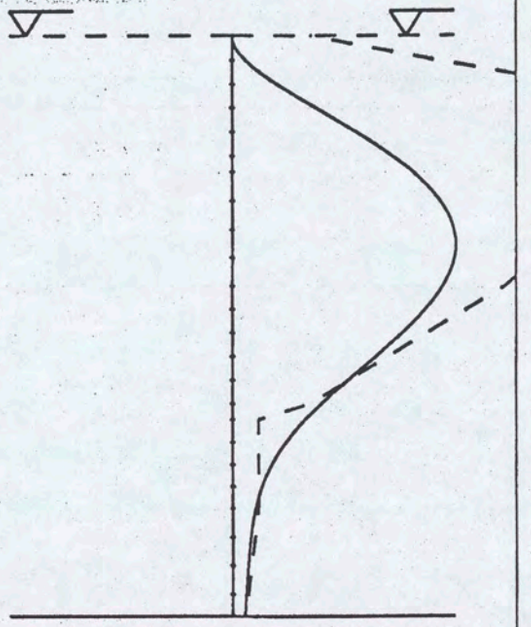

Displacement [mm]

Maximum : 17.1

Max.soil : 40.0

MOS GRONDMECHANICA Lic: 0404 Cop: 1	Surface L/R : 1 / 2 Length : 18.25 Water L/R : 0.00 / 0.00
GD MHORPILE [2.1] File : 2_1_000A	Shell NTC, Groep 2, situatie 1, 0.00 m Prefab 400x400, paalkop ingeklemd

SHEARFORCE & MOMENT & DISPLACEMENT



Shearforces [kN]

Maximum : 74.3

Minimum : -18.1

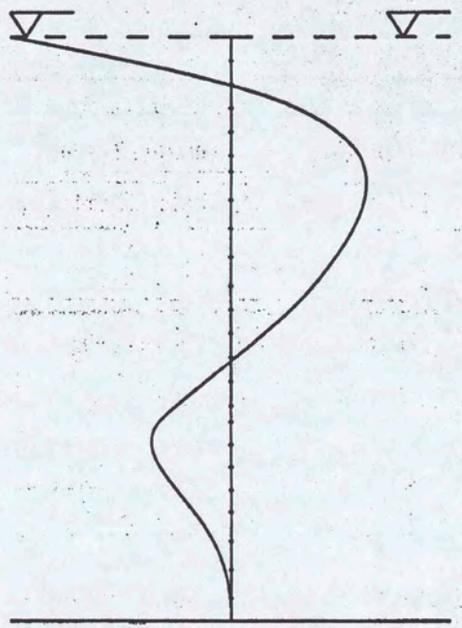

Moments [kNm]

Maximum : 60.9

Minimum : -99.9

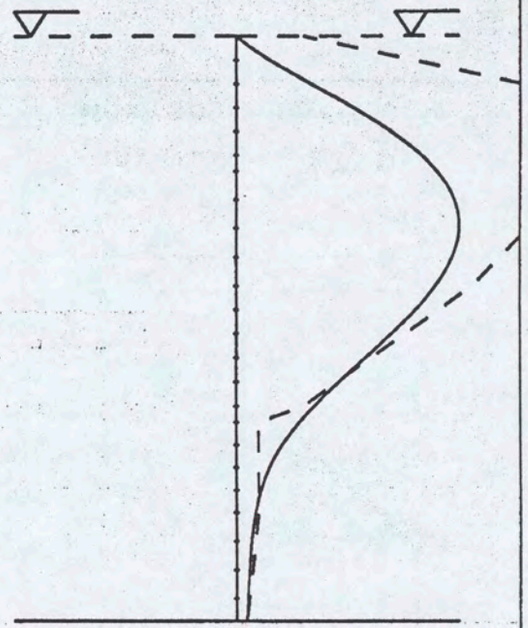

Displacement [mm]

Maximum : 19.8

Max.soil : 40.0

MOS GRONDMECHANICA Lic: 0404 Cop: 1	Surface L/R : 1 / 2 Length : 18.25 Water L/R : 0.00 / 0.00
GD MHORPILE [2.1] File : 2_1_000B	Shell NTC, Groep 2, situatie 1, 0.00 m Prefab 400x400, paalkop 30.000 kNm/rad

SHEARFORCE & MOMENT & DISPLACEMENT

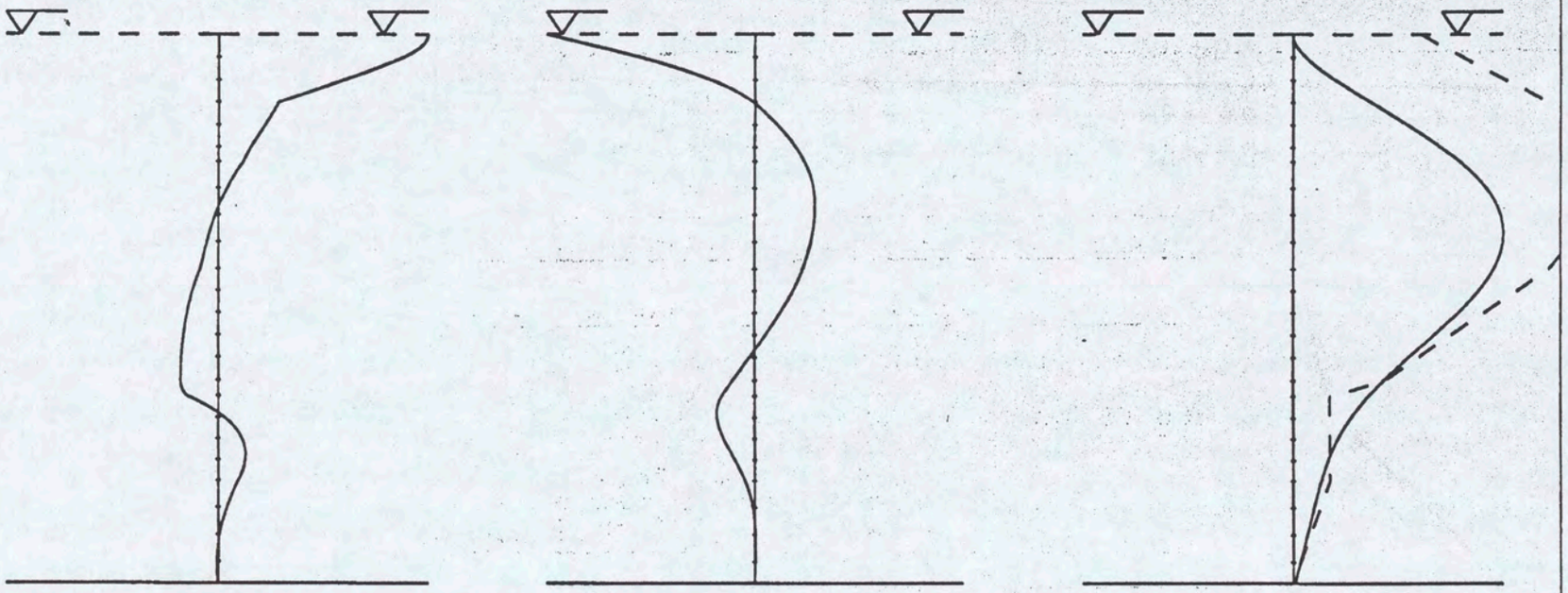

Shearforces [kN]	Moments [kNm]	Displacement [mm]
Maximum : 76.7	Maximum : 35.7	Maximum : 11.5
Minimum : -13.6	Minimum : -124.2	Max.soil : 19.0

MOS GRONDMECHANICA Lic: 0404 Cop: 1	Surface L/R : 1 / 2 Length : 18.25 Water L/R : 0.00 / 0.00
GD MHORPILE [2.1] File : 2_1_360A	Shell NTC, Groep 2, situatie 1, 3.60 m Prefab 400x400, paalkop ingeklemd

SHEARFORCE & MOMENT & DISPLACEMENT

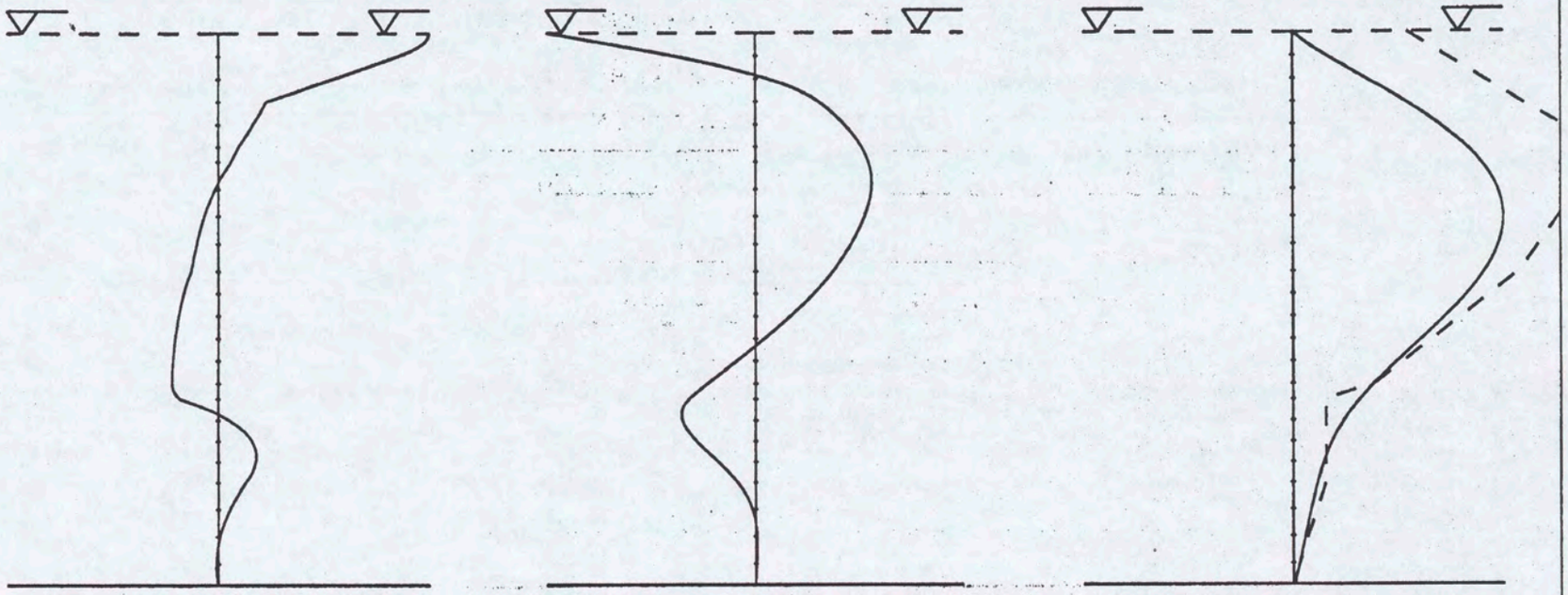

Shearforces [kN]	Moments [kNm]	Displacement [mm]
Maximum : 58.1	Maximum : 37.7	Maximum : 13.0
Minimum : -12.7	Minimum : -67.6	Max.soil : 19.0

MOS GRONDMECHANICA Lic: 0404 Cop: 1	Surface L/R : 1 / 2 Length : 18.25 Water L/R : 0.00 / 0.00
GD MHORPILE [2.1] File : 2_1_360B	Shell NTC, Groep 2, situatie 1, 3.60 m Prefab 400x400, paalkop 30.000 kNm/rad

SHEARFORCE & MOMENT & DISPLACEMENT



Shearforces [kN]

Maximum : 31.8

Minimum : -8.6



Moments [kNm]

Maximum : 18.7

Minimum : -53.3

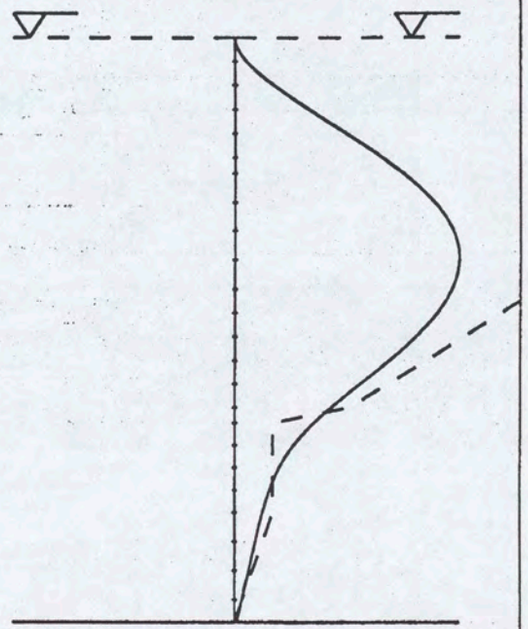

Displacement [mm]

Maximum : 5.9

Max.soil : 11.0

MOS GRONDMECHANICA Lic: 0404 Cop: 1	Surface L/R : 1 / 2 Length : 18.25 Water L/R : 0.00 / 0.00
GD MHORPILE [2.1] File : 2_1_720A	Shell NTC, Groep 2, situatie 1, 7.20 m Prefab 400x400, paalkop ingeklemd

SHEARFORCE & MOMENT & DISPLACEMENT

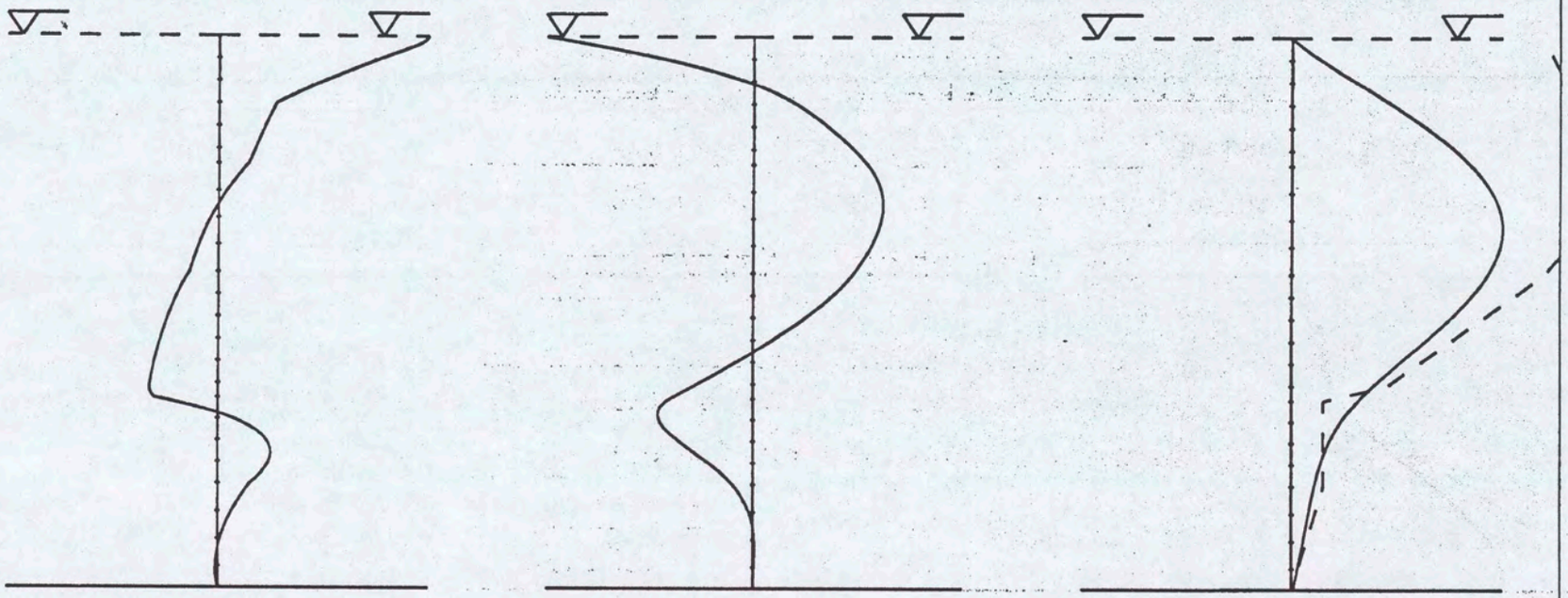

Shearforces [kN]	Moments [kNm]	Displacement [mm]
Maximum : 25.9	Maximum : 19.1	Maximum : 6.7
Minimum : -8.2	Minimum : -31.1	Max.soil : 11.0

MOS GRONDMECHANICA Lic: 0404 Cop: 1	Surface L/R : 1 / 2 Length : 18.25 Water L/R : 0.00 / 0.00
GD MHORPILE [2.1] File : 2_1_720B	Shell NTC, Groep 2, situatie 1, 7.20 m Prefab 400x400, paalkop 30.000 kNm/rad

SHEARFORCE & MOMENT & DISPLACEMENT

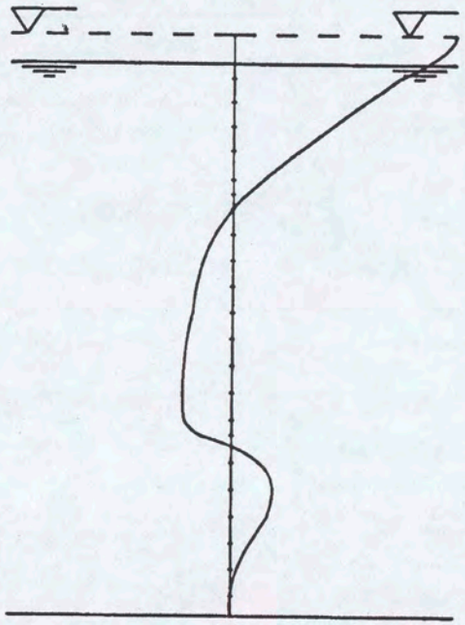

Shearforces [kN]

Maximum : 106.9

Minimum : -23.8

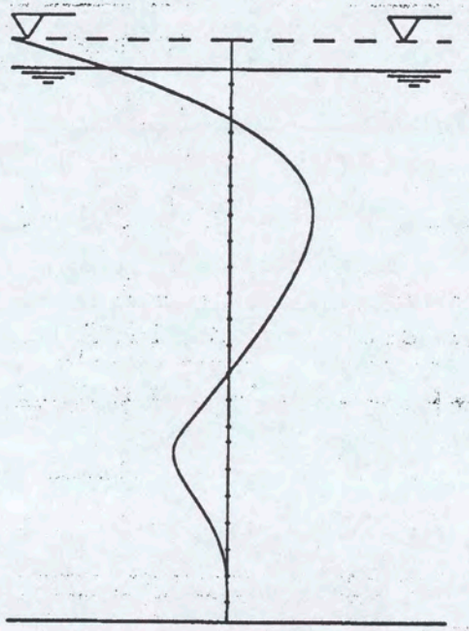

Moments [kNm]

Maximum : 85.6

Minimum : -227.5

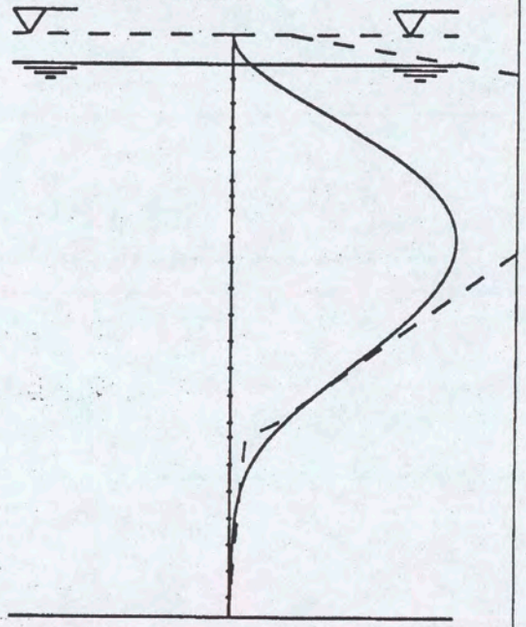

Displacement [mm]

Maximum : 28.6

Max.soil : 55.0

MOS GRONDMECHANICA Lic: 0404 Cop: 1	Surface L/R : 1 / 2 Length : 20.00 Water L/R : 0.00 / 0.00
GD MHORPILE [2.1] File : 1_2_000A	Shell NTC, Groep 1, situatie 2, 0.00 m Prefab 400x400, paalkop ingeklemd

SHEARFORCE & MOMENT & DISPLACEMENT

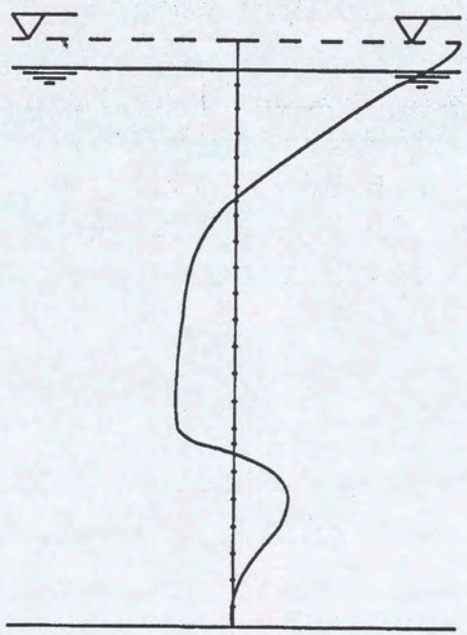

Shearforces [kN]

Maximum : 84.0

Minimum : -21.8

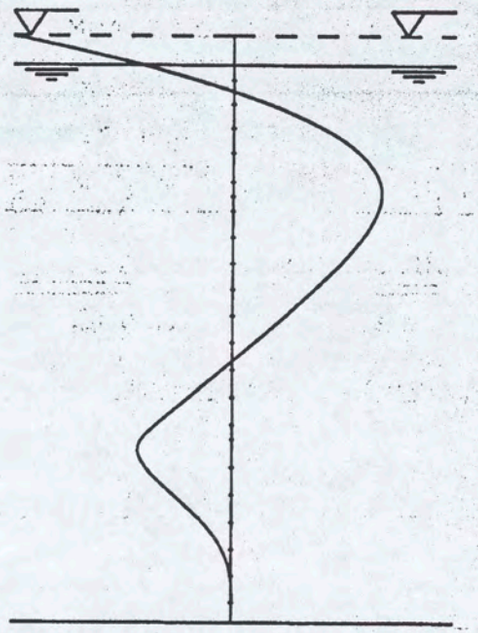

Moments [kNm]

Maximum : 89.9

Minimum : -134.3

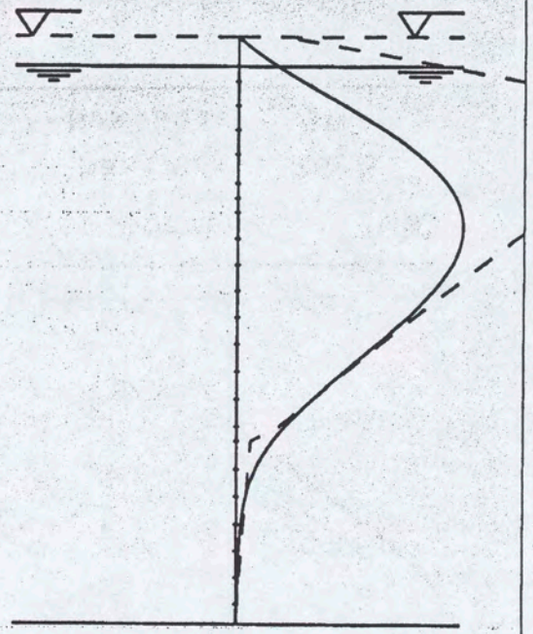

Displacement [mm]

Maximum : 31.8

Max.soil : 55.0

MOS GRONDMECHANICA Lic: 0404 Cop: 1	Surface L/R : 1 / 2 Length : 20.00 Water L/R : 0.00 / 0.00
GD MHORPILE [2.1] File : 1_2_000B	Shell NTC, Groep 1, situatie 2, 0.00 m Prefab 400x400, paalkop 30.000 kNm/rad

SHEARFORCE & MOMENT & DISPLACEMENT

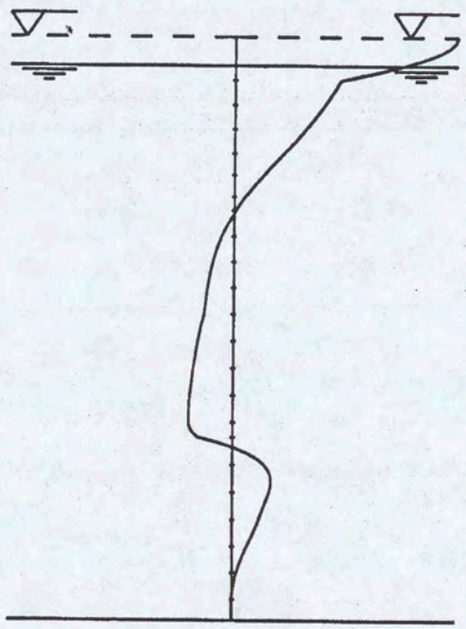

Shearforces [kN]

Maximum : 105.3

Minimum : -20.6

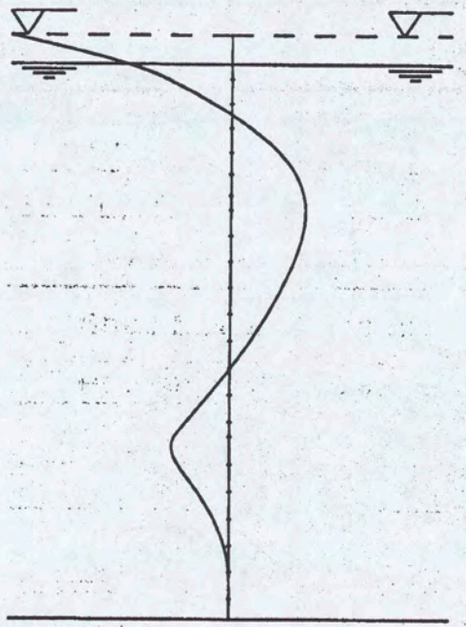

Moments [kNm]

Maximum : 62.3

Minimum : -182.6

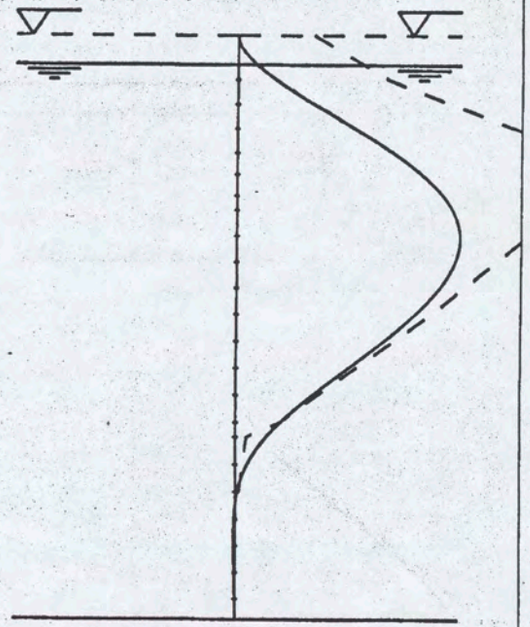

Displacement [mm]

Maximum : 20.7

Max.soil : 34.0

MOS GRONDMECHANICA Lic: 0404 Cop: 1	Surface L/R : 1 / 2 Length : 20.00 Water L/R : 0.00 / 0.00
GD MHORPILE [2.1] File : 1_2_360A	Shell NTC, Groep 1, situatie 2, 3.60 m Prefab 400x400, paalkop ingeklemd

SHEARFORCE & MOMENT & DISPLACEMENT

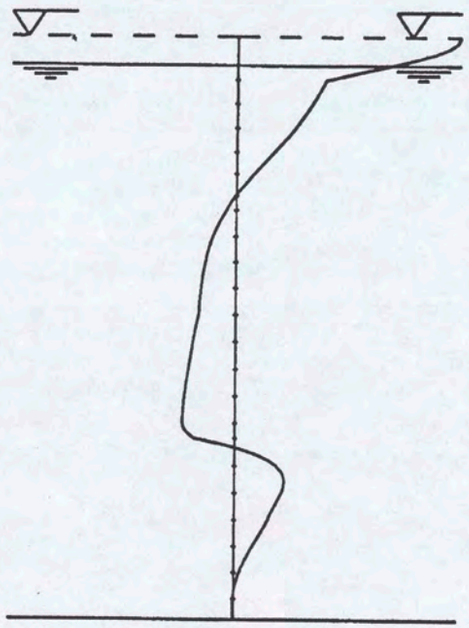

Shearforces [kN]

Maximum : 82.1

Minimum : -19.2

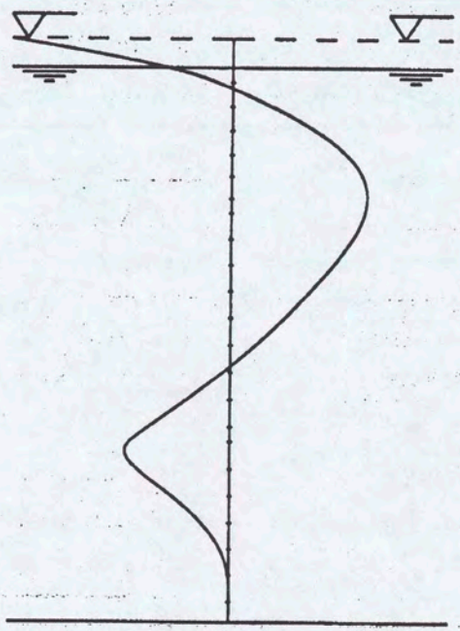

Moments [kNm]

Maximum : 63.3

Minimum : -102.6

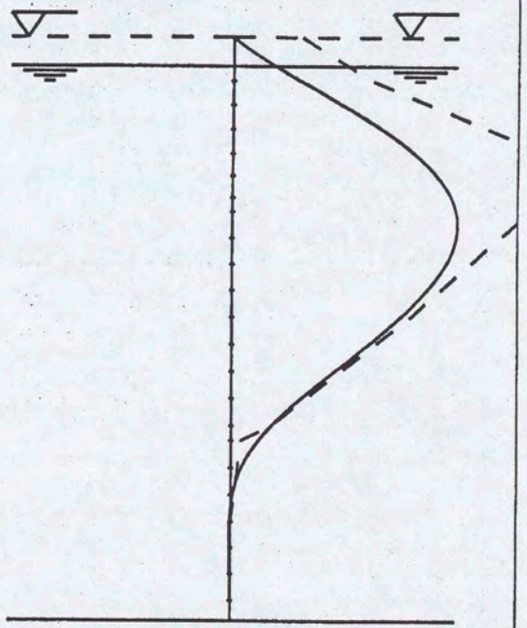

Displacement [mm]

Maximum : 22.6

Max.soil : 34.0

MOS GRONDMECHANICA Lic: 0404 Cop: 1	Surface L/R : 1 / 2 Length : 20.00 Water L/R : 0.00 / 0.00
GD MHORPILE [2.1] File : 1_2_360B	Shell NTC, Groep 1, situatie 2, 3.60 m Prefab 400x400, paalkop 30.000 kNm/rad

SHEARFORCE & MOMENT & DISPLACEMENT

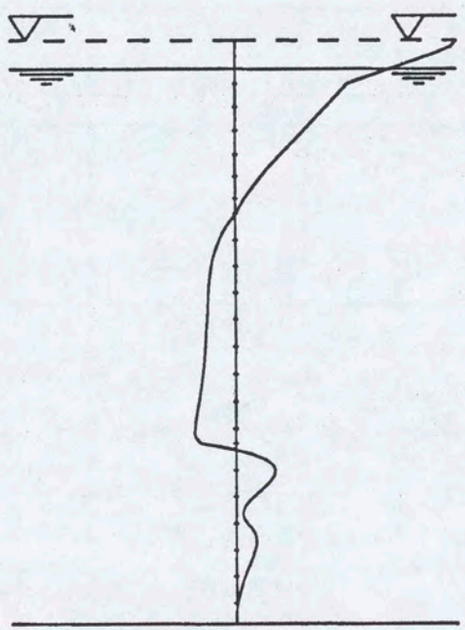

Shearforces [kN]

Maximum : 46.6
Minimum : -8.3

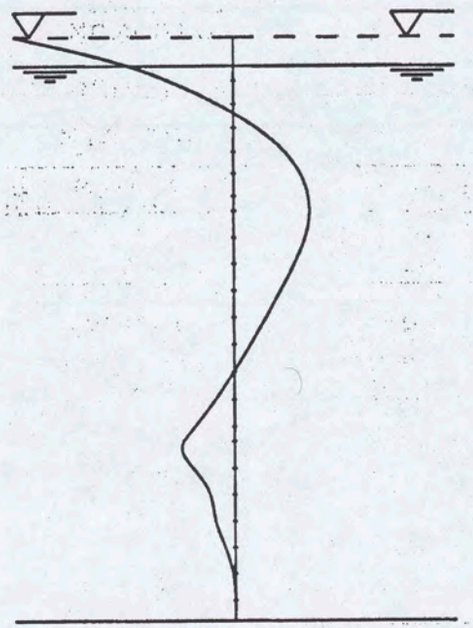

Moments [kNm]

Maximum : 26.7
Minimum : -78.1

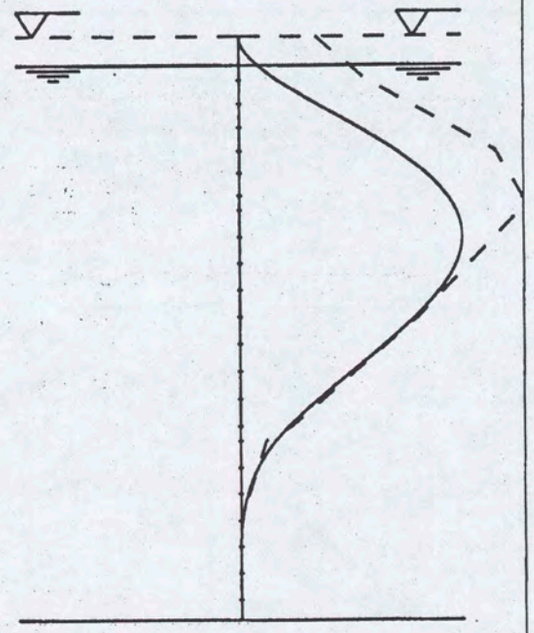

Displacement [mm]

Maximum : 8.7
Max.soil : 11.0

MOS GRONDMECHANICA Lic: 0404 Cop: 1	Surface L/R : 1 / 2 Length : 20.00 Water L/R : 0.00 / 0.00
GD MHORPILE [2.1] File : 1_2_720A	Shell NTC, Groep 1, situatie 2, 7.20 m Prefab 400x400, paalkop ingeklemd

SHEARFORCE & MOMENT & DISPLACEMENT

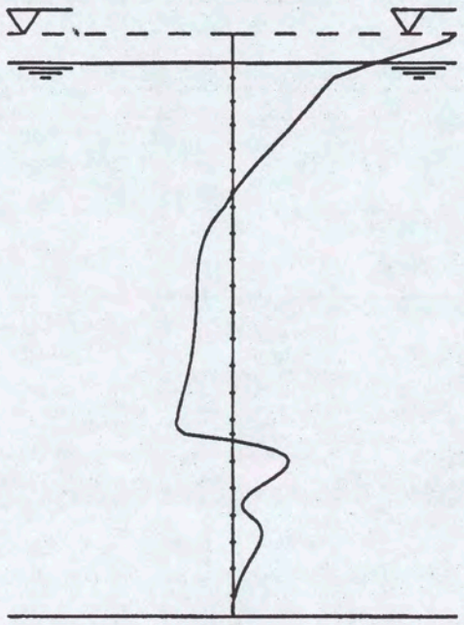

Shearforces [kN]

Maximum : 32.5

Minimum : -8.0

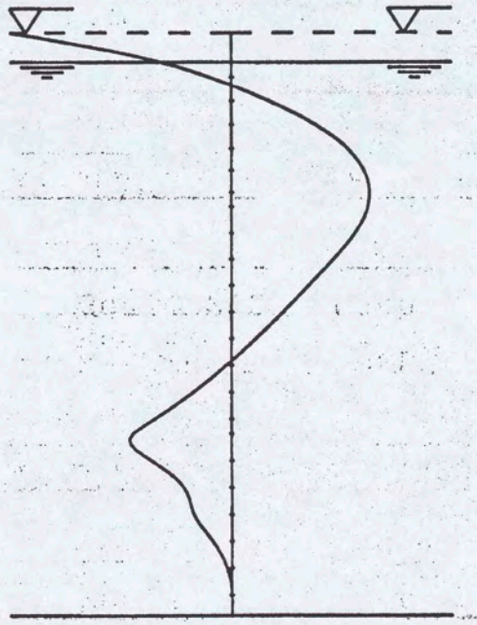

Moments [kNm]

Maximum : 25.2

Minimum : -40.2

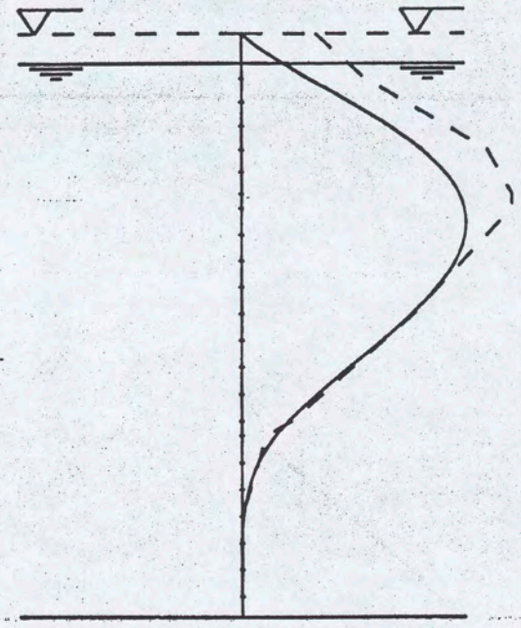

Displacement [mm]

Maximum : 9.1

Max.soil : 11.0

MOS GRONDMECHANICA Lic: 0404 Cop: 1	Surface L/R : 1 / 2 Length : 20.00 Water L/R : 0.00 / 0.00
GD MHORPILE [2.1] File : 1_2_720B	Shell NTC, Groep 1, situatie 2, 7.20 m Prefab 400x400, paalkop 30.000 kNm/rad

SHEARFORCE & MOMENT & DISPLACEMENT

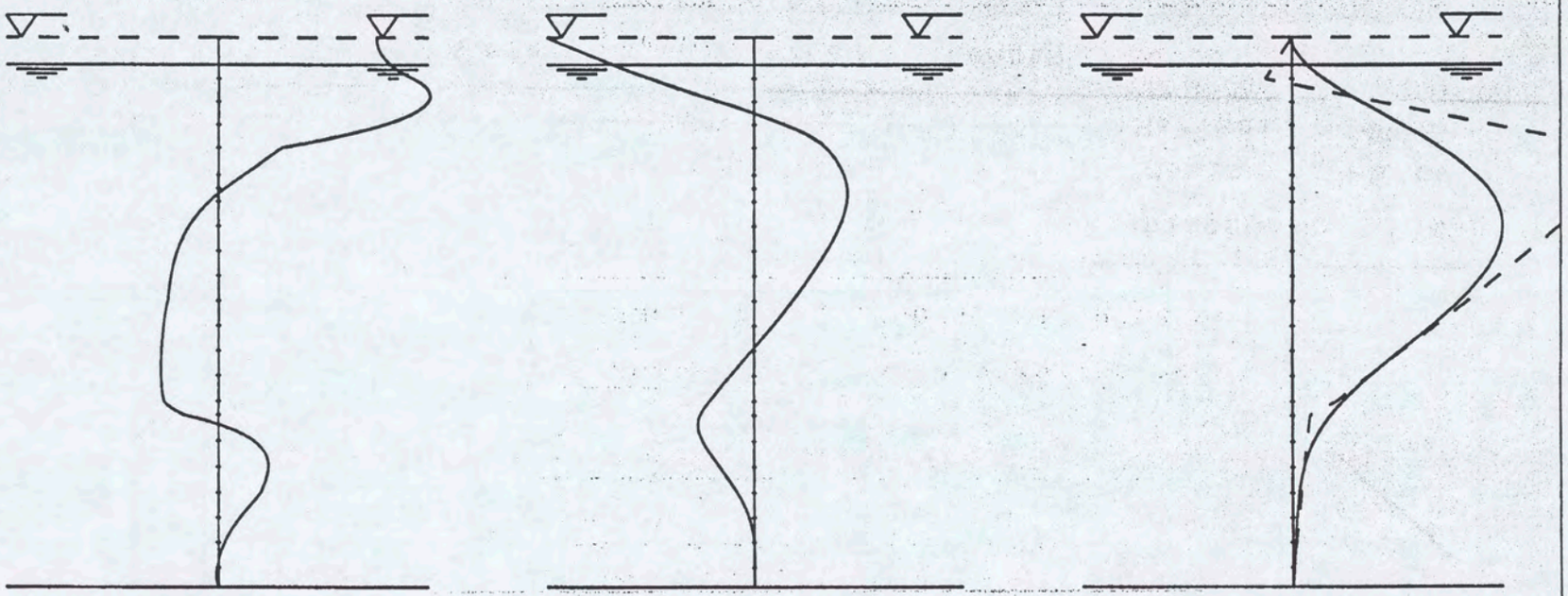

Shearforces [kN]	Moments [kNm]	Displacement [mm]
Maximum : 68.4	Maximum : 74.0	Maximum : 24.0
Minimum : -18.4	Minimum : -166.7	Max.soil : 40.0

MOS GRONDMECHANICA Lic: 0404 Cop: 1	Surface L/R : 1 / 2 Length : 20.00 Water L/R : 0.00 / 0.00
GD MHORPILE [2.1] File : 2_2_000A	Shell NTC, Groep 2, situatie 2, 0.00 m Prefab 400x400, paalkop ingeklemd

SHEARFORCE & MOMENT & DISPLACEMENT



Shearforces [kN]

Maximum : 51.2

Minimum : -17.6

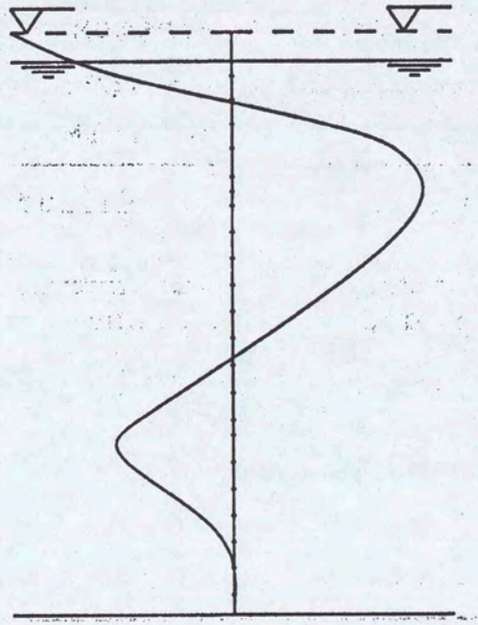

Moments [kNm]

Maximum : 73.8

Minimum : -85.1

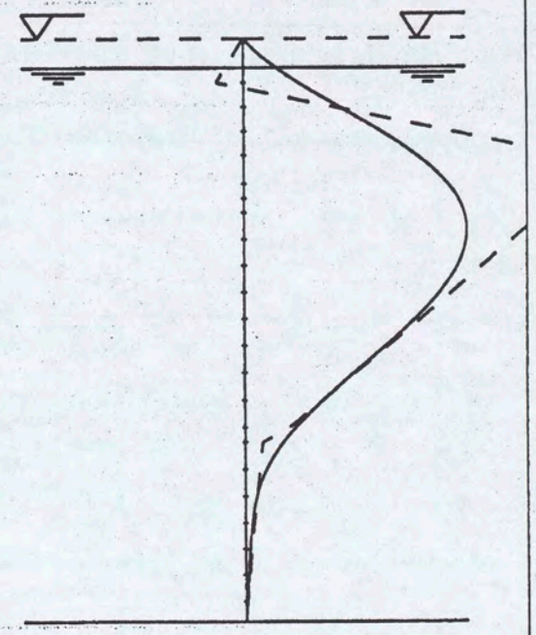

Displacement [mm]

Maximum : 25.1

Max.soil : 40.0

MOS GRONDMECHANICA Lic: 0404 Cop: 1	Surface L/R : 1 / 2 Length : 20.00 Water L/R : 0.00 / 0.00
GD MHORPILE [2.1] File : 2_2_000B	Shell NTC, Groep 2, situatie 2, 0.00 m Prefab 400x400, paalkop 30.000 kNm/rad

SHEARFORCE & MOMENT & DISPLACEMENT



Shearforces [kN]

Maximum : 41.9

Minimum : -19.5

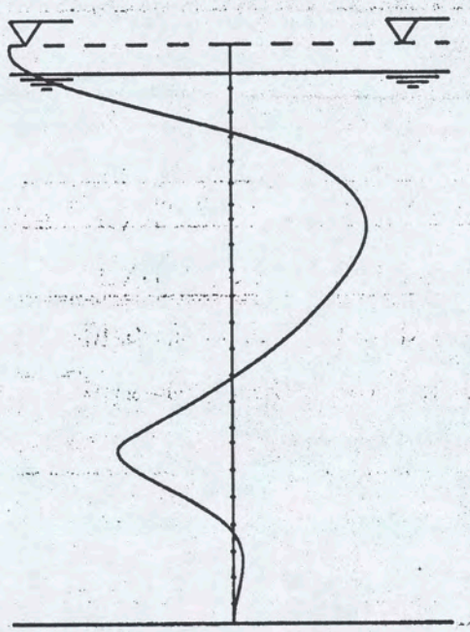

Moments [kNm]

Maximum : 51.0

Minimum : -83.5

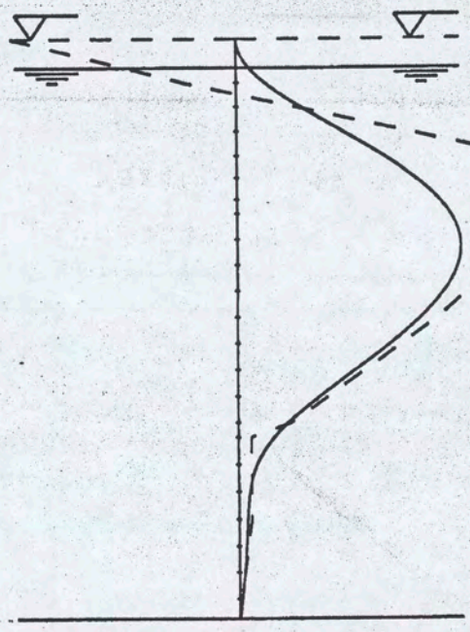

Displacement [mm]

Maximum : 16.7

Max.soil : 26.0

MOS GRONDMECHANICA Lic: 0404 Cop: 1	Surface L/R : 1 / 2 Length : 20.00 Water L/R : 0.00 / 0.00
GD MHORPILE [2.1] File : 2_2_360A	Shell NTC, Groep 2, situatie 2, 3.60 m Prefab 400x400, paalkop ingeklemd

SHEARFORCE & MOMENT & DISPLACEMENT

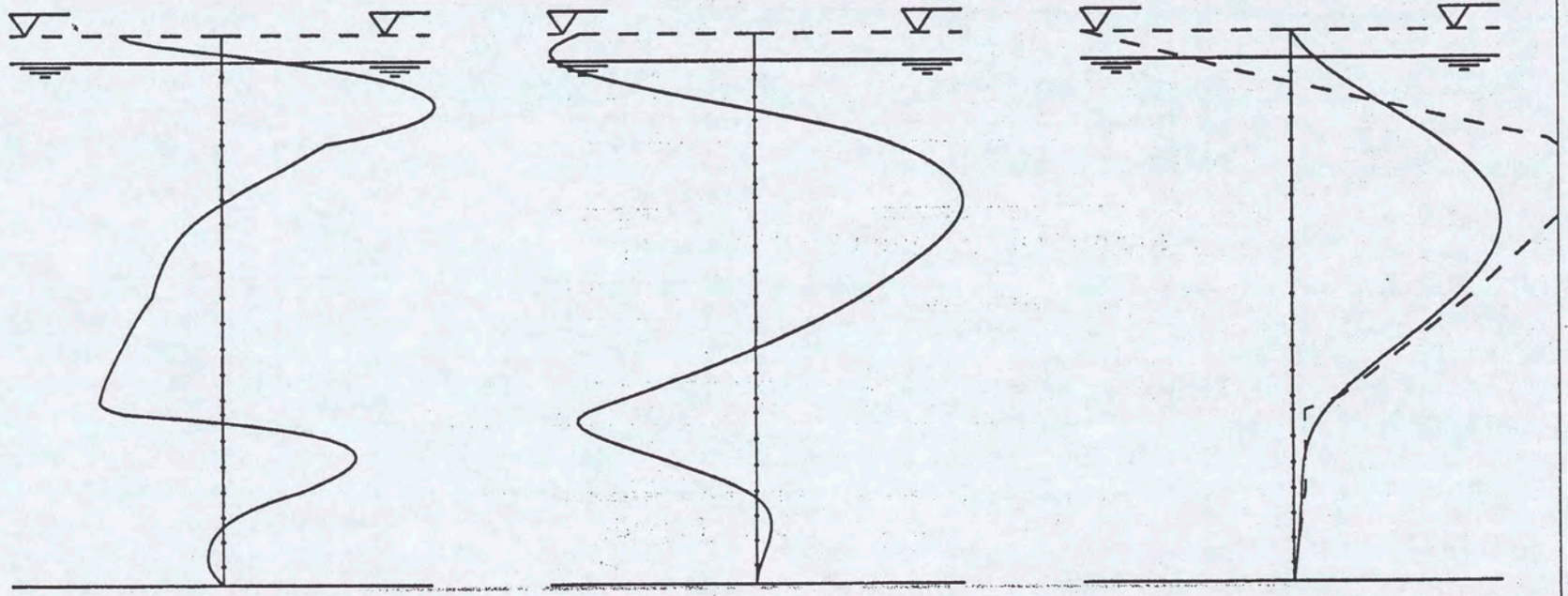

Shearforces [kN]	Moments [kNm]	Displacement [mm]
Maximum : 33.1	Maximum : 50.0	Maximum : 17.1
Minimum : -19.1	Minimum : -48.1	Max.soil : 26.0

MOS GRONDMECHANICA Lic: 0404 Cop: 1	Surface L/R : 1 / 2 Length : 20.00 Water L/R : 0.00 / 0.00
GD MHORPILE [2.1] File : 2_2_360B	Shell NTC, Groep 2, situatie 2, 3.60 m Prefab 400x400, paalkop 30.000 kNm/rad

SHEARFORCE & MOMENT & DISPLACEMENT



Shearforces [kN]

Maximum : 17.7

Minimum : -8.2

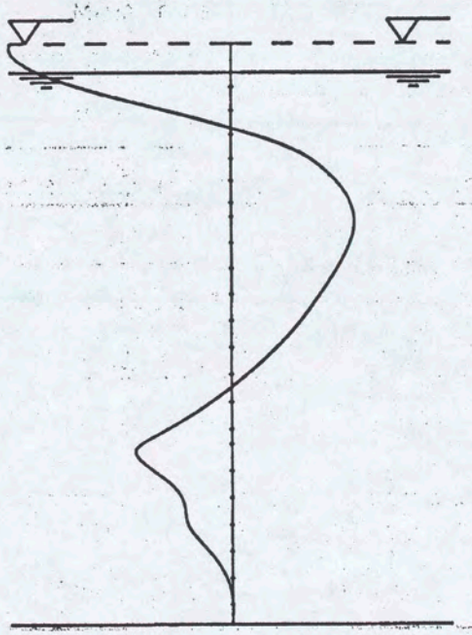

Moments [kNm]

Maximum : 19.7

Minimum : -35.2

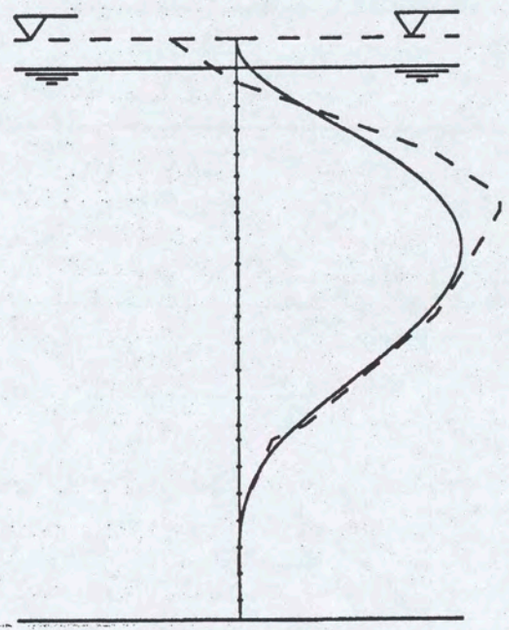

Displacement [mm]

Maximum : 6.8

Max.soil : 8.0

MOS GRONDMECHANICA Lic: 0404 Cop: 1	Surface L/R : 1 / 2 Length : 20.00 Water L/R : 0.00 / 0.00
GD MHORPILE [2.1] File : 2_2720A	Shell NTC, Groep 2, situatie 2, 7.20 m Prefab 400x400, paalkop ingeklemd

SHEARFORCE & MOMENT & DISPLACEMENT



Shearforces [kN]

Maximum : 13.6

Minimum : -10.5

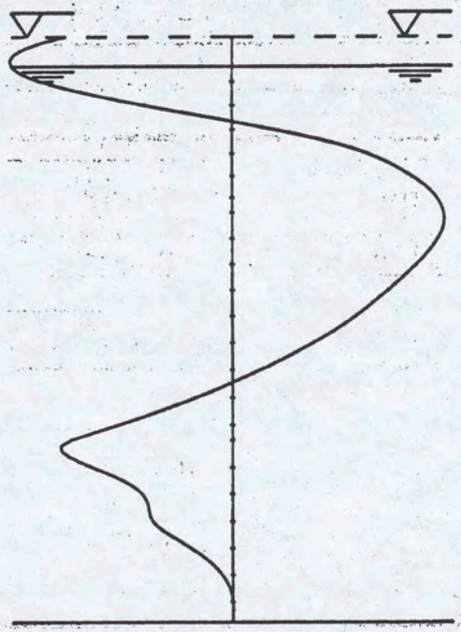

Moments [kNm]

Maximum : 18.9

Minimum : -19.7

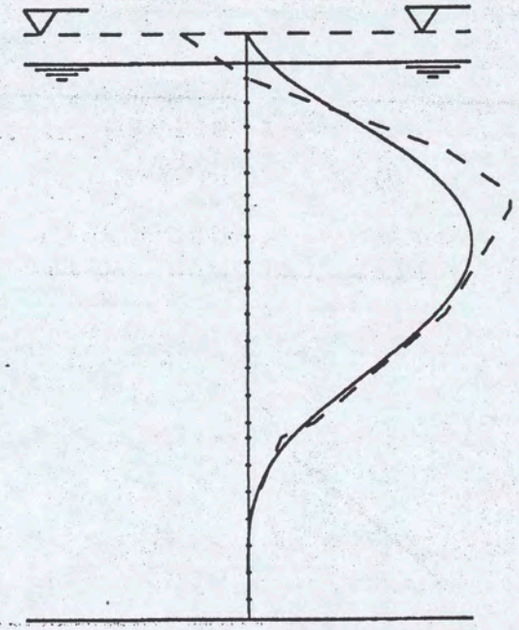

Displacement [mm]

Maximum : 6.8

Max.soil : 8.0

MOS GRONDMECHANICA Lic: 0404 Cop: 1	Surface L/R : 1 / 2 Length : 20.00 Water L/R : 0.00 / 0.00
GD MHORPILE [2.1] File : 2_2_720B	Shell NTC, Groep 2, situatie 2, 7.20 m Prefab 400x400, paalkop 30.000 kNm/rad

SHEARFORCE & MOMENT & DISPLACEMENT

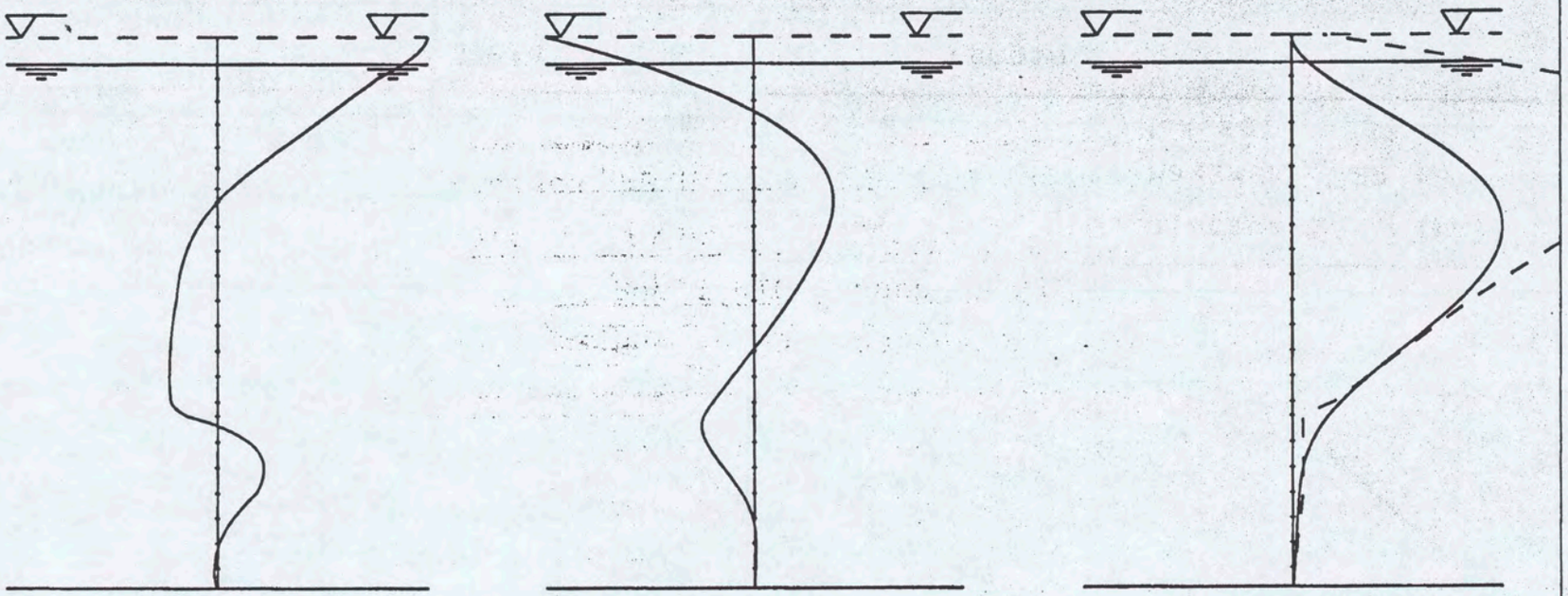

Shearforces [kN]	Moments [kNm]	Displacement [mm]
Maximum : 73.2	Maximum : 60.8	Maximum : 19.9
Minimum : -16.5	Minimum : -158.3	Max.soil : 38.0

MOS GRONDMECHANICA Lic: 0404 Cop: 1	Surface L/R : 1 / 2 Length : 20.00 Water L/R : 0.00 / 0.00
GD MHORPILE [2.1] File : 1_3_000A	Shell NTC, Groep 1, situatie 3, 0.00 m Prefab 400x400, paalkop ingeklemd

SHEARFORCE & MOMENT & DISPLACEMENT

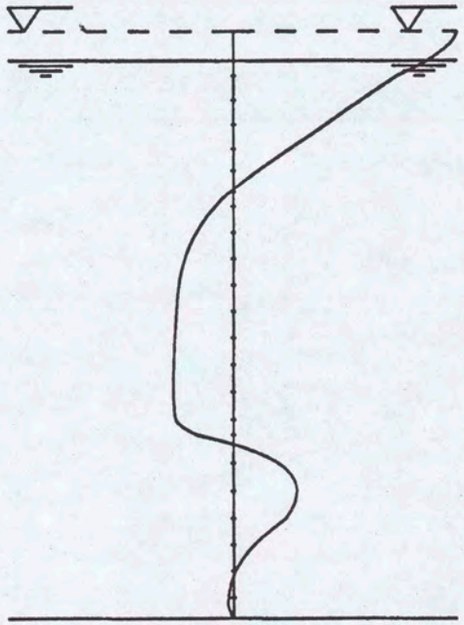

Shearforces [kN]

Maximum : 56.9

Minimum : -15.2

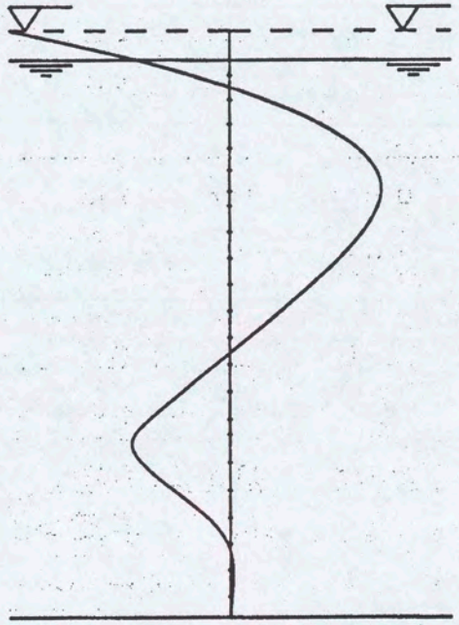

Moments [kNm]

Maximum : 63.7

Minimum : -93.2

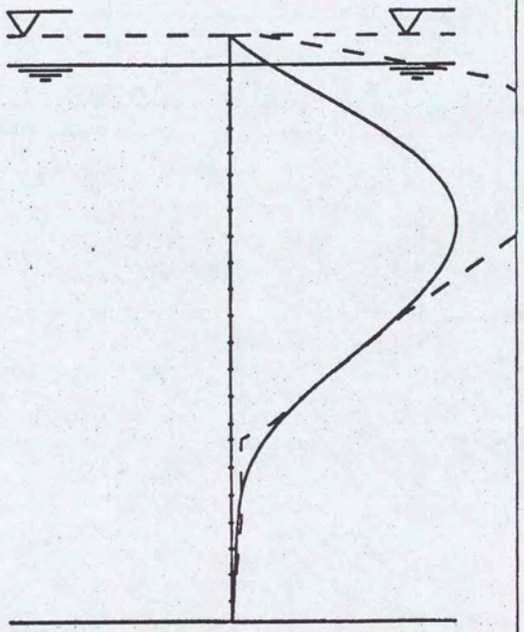

Displacement [mm]

Maximum : 22.1

Max.soil : 38.0

MOS GRONDMECHANICA Lic: 0404 Cop: 1	Surface L/R : 1 / 2 Length : 20.00 Water L/R : 0.00 / 0.00
GD MHORPILE [2.1] File : 1_3_000B	Shell NTC, Groep 1, situatie 3, 0.00 m Prefab 400x400, paalkop 30.000 kNm/rad

SHEARFORCE & MOMENT & DISPLACEMENT

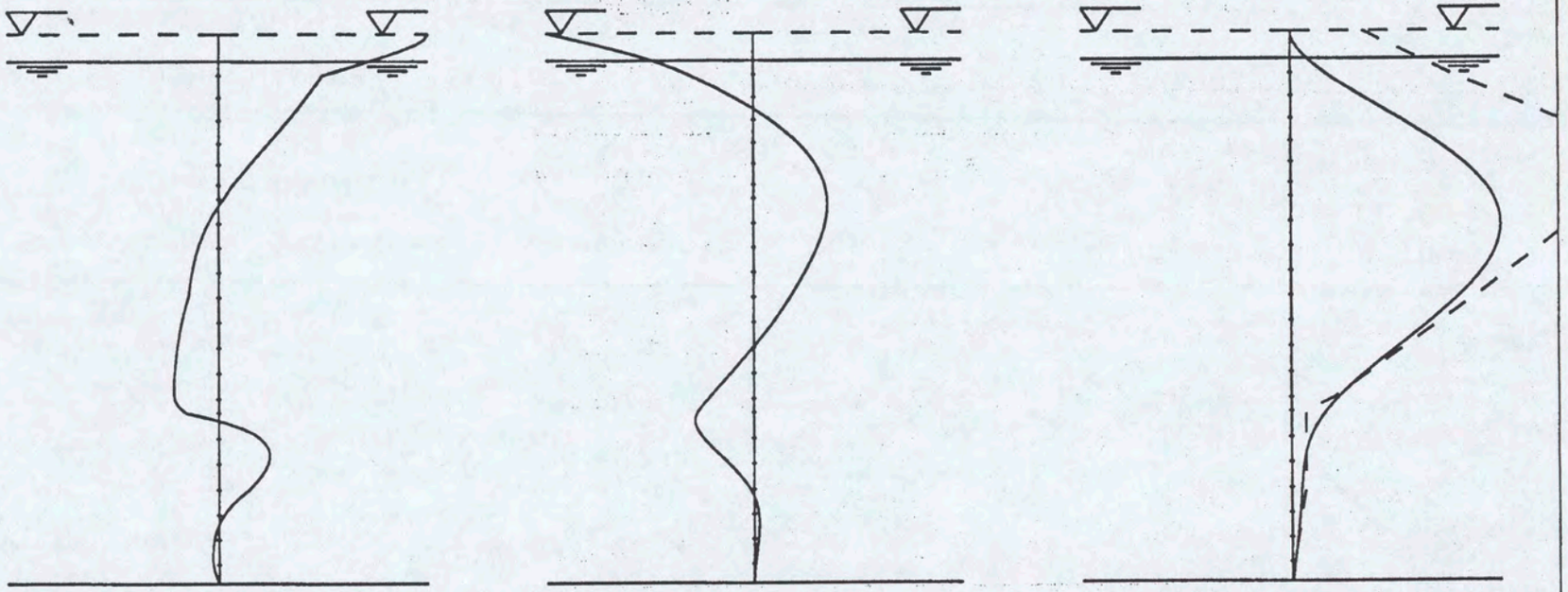

Shearforces [kN]	Moments [kNm]	Displacement [mm]
Maximum : 70.4	Maximum : 43.5	Maximum : 14.6
Minimum : -14.6	Minimum : -122.9	Max.soil : 24.0

MOS GRONDMECHANICA Lic: 0404 Cop: 1	Surface L/R : 1 / 2 Length : 20.00 Water L/R : 0.00 / 0.00
GD MHORPILE [2.1] File : 1_3_360A	Shell NTC, Groep 1, situatie 3, 3.60 m Prefab 400x400, paalkop ingeklemd

SHEARFORCE & MOMENT & DISPLACEMENT



Shearforces [kN]

Maximum : 53.0

Minimum : -13.6



Moments [kNm]

Maximum : 43.9

Minimum : -68.8

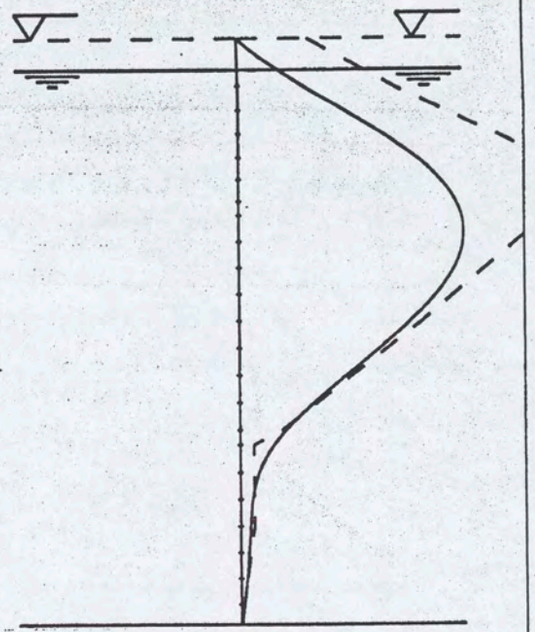

Displacement [mm]

Maximum : 15.9

Max.soil : 24.0

MOS GRONDMECHANICA Lic: 0404 Cop: 1	Surface L/R : 1 / 2 Length : 20.00 Water L/R : 0.00 / 0.00
GD MHORPILE [2.1] File : 1_3_360B	Shell NTC, Groep 1, situatie 3, 3.60 m Prefab 400x400, paalkop 30.000 kNm/rad

SHEARFORCE & MOMENT & DISPLACEMENT

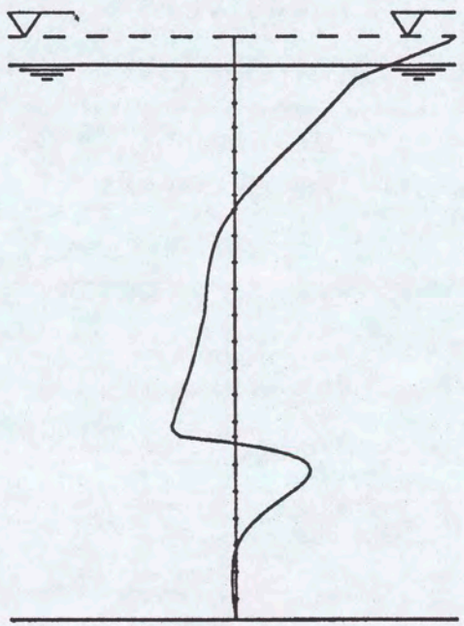

Shearforces [kN]

Maximum : 32.0
Minimum : -8.8

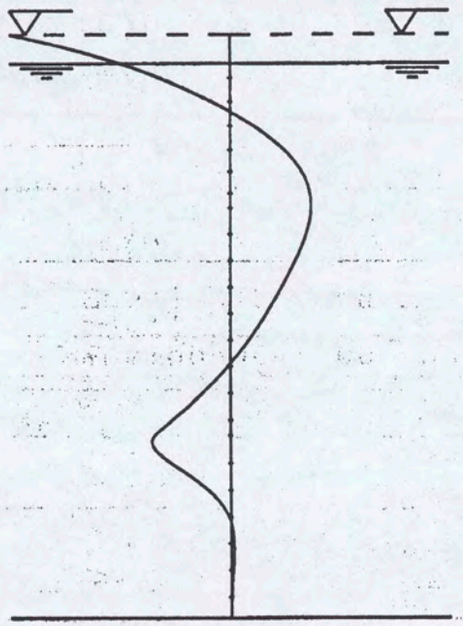

Moments [kNm]

Maximum : 20.3
Minimum : -55.5

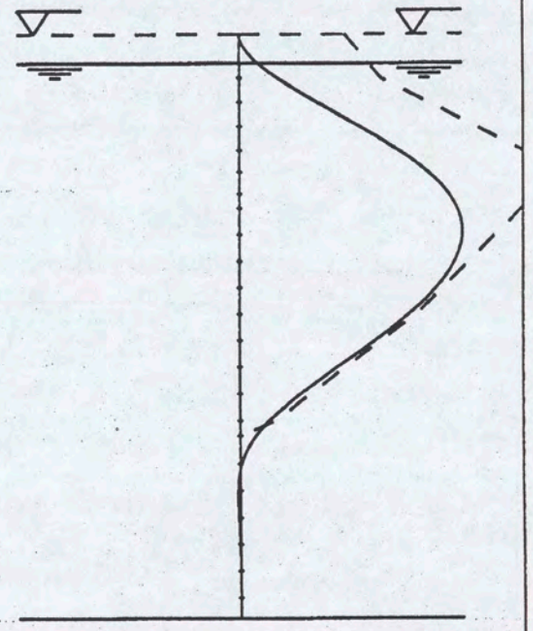

Displacement [mm]

Maximum : 6.3
Max.soil : 9.0

MOS GRONDMECHANICA Lic: 0404 Cop: 1	Surface L/R : 1 / 2 Length : 20.00 Water L/R : 0.00 / 0.00
GD MHORPILE [2.1] File : 1_3_720A	Shell NTC, Groep 1, situatie 3, 7.20 m Prefab 400x400, paalkop ingeklemd

SHEARFORCE & MOMENT & DISPLACEMENT

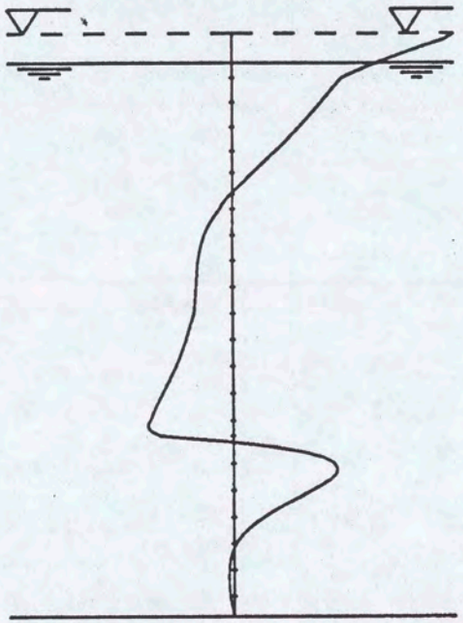

Shearforces [kN]

Maximum : 23.2

Minimum : -8.5

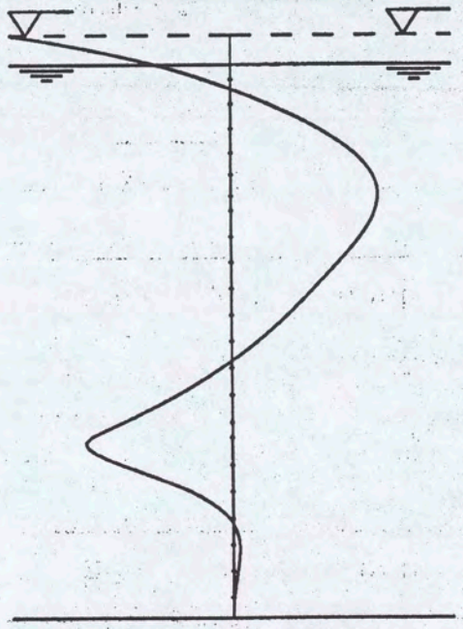

Moments [kNm]

Maximum : 19.6

Minimum : -29.5

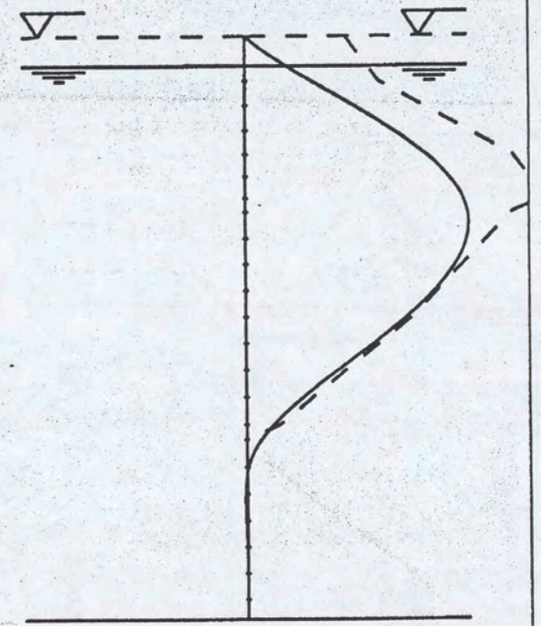

Displacement [mm]

Maximum : 6.7

Max.soil : 9.0

MOS GRONDMECHANICA Lic: 0404 Cop: 1	Surface L/R : 1 / 2 Length : 20.00 Water L/R : 0.00 / 0.00
GD MHORPILE [2.1] File : 1_3_720B	Shell NTC, Groep 1, situatie 3, 7.20 m Prefab 400x400, paalkop 30.000 kNm/rad