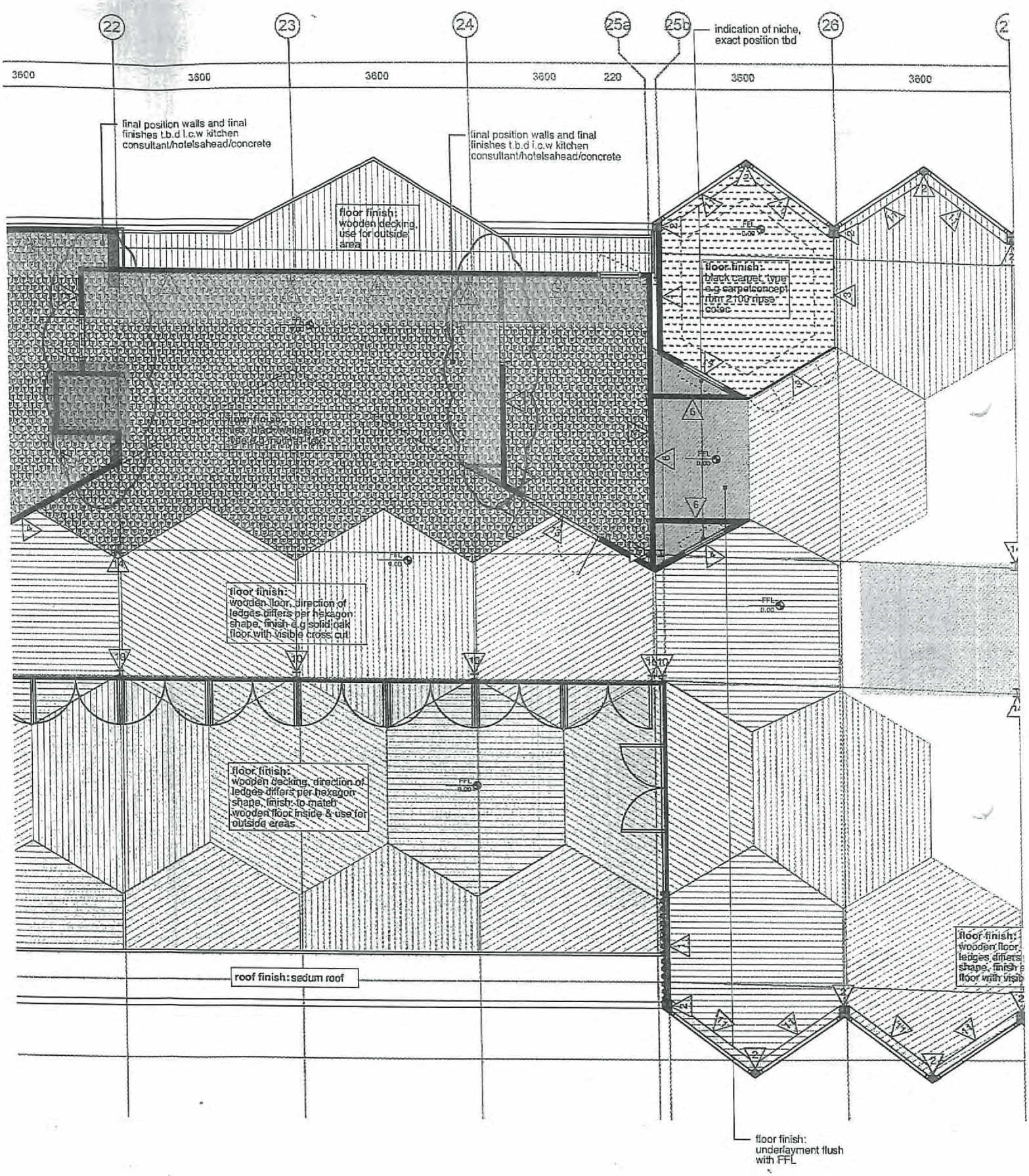
22
23
24
25a
25b
26
indication of niche, exact position tbd
3600
3600
3600
3600
220
3600
3600
final position walls and final finishes t.b.d i.c.w kitchen consultant/hotelsahead/concrete
final position walls and final finishes t.b.d i.c.w kitchen consultant/hotelsahead/concrete
floor finish: wooden decking, use for outside area
floor finish: black carpet, type e.g carpetconcept rbm 2100 ripse cotec
floor finish: wooden floor, direction of ledges differs per hexagon shape, finish e.g solid oak floor with visible cross cut
floor finish: wooden decking, direction of ledges differs per hexagon shape, finish: to match wooden floor inside & use for outside areas
roof finish: sedum roof
floor finish: underlayment flush with FFL

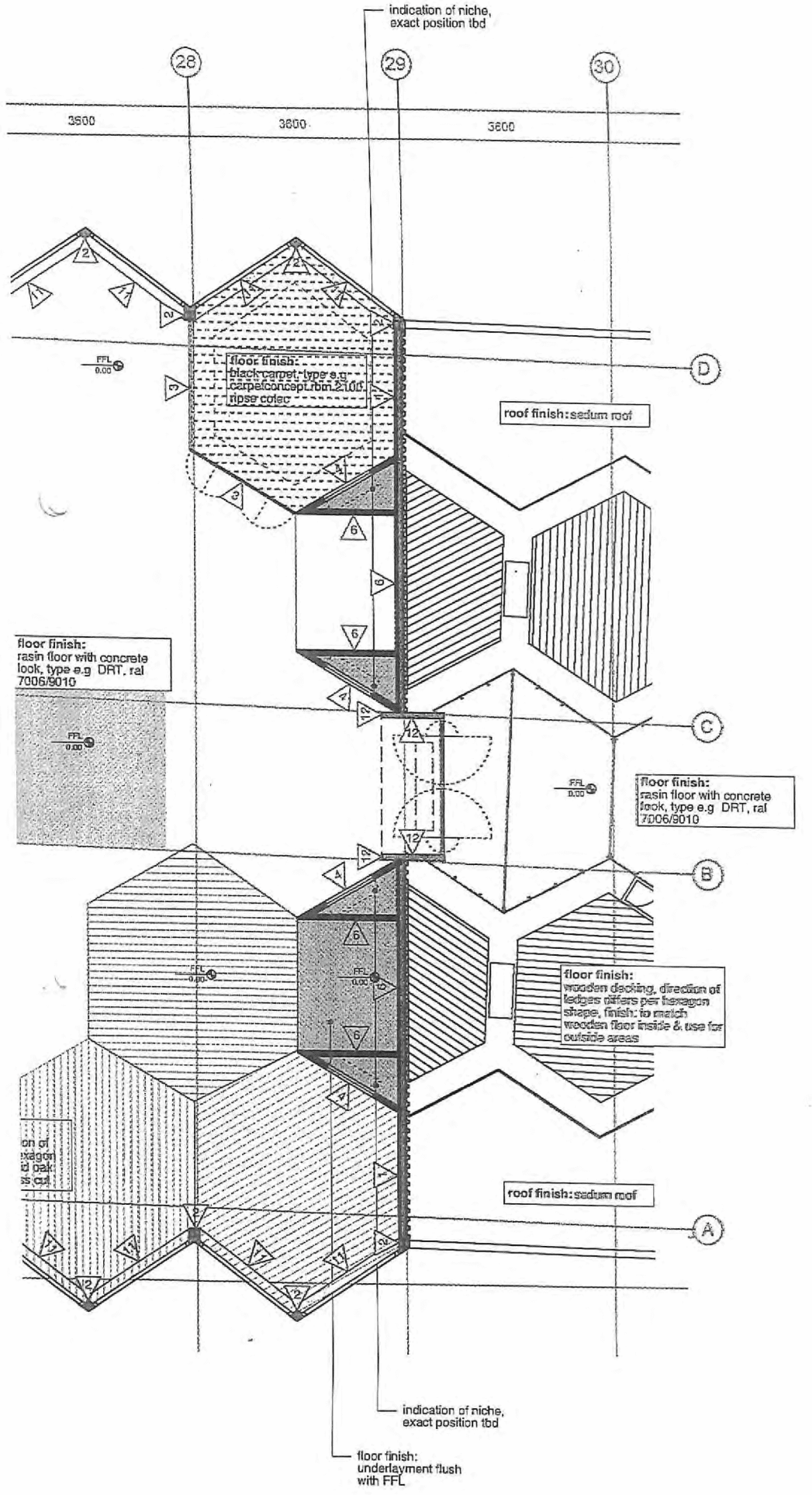

wall finishes

1. white painted/plastered
2. columns along facade cladded white painted/plastered
3. glass partition wall (with doors) with galvanized steel framework
4. black stained wooden laths fixed on metal stud structure - front of wall is start wall finish (wooden laths)
5. white tiles, e.g cottoceramix - antic decor
6. untreated
7. white tiles, t.b.d, 150x150mm
8. black stone strips, brick 'lookalike', to match existing stonewall outside e.g. elevator building
9. walls, white painted/plastered (option folding partition wall)
10. columns black painted
11. detail window sill & balustrade t.b.d after confirmation type of heating by techniplan
12. black painted/ plastered
13. glass door, with steel framework type t.b.d
14. columns painted, color t.b.d

extra specifications floor

- strenghten floor
- strengten floor specifically for pizza oven

specifications floor tbd by van Rossum, colors as shown are indication locations according to interior plan Concrete

note:
CFL 2595 if not otherwise indicated, white painted/plastered

note:
grid of the layout as shown is a non regular grid, this drawing needs to be guiding for all executive parties

note:
all drawn depths of walls are an indication of metal stud structures including wall finishes

note:
positioning and implementation interior design based on building permit drawings Mulderblauw:
no. OV.104 - A.27/02/2014

FFL finished floor level
FCL finished ceiling level
CH ceiling height (FFL to FCL)

note:
this drawing contains of information for the core and shell, all loose furniture and all described finishes are an indication. Exact loose furniture and finishes will be determined in final design by concrete

note:
exact measurements and postions of existing structure to be checked on site and tbd by executive architect

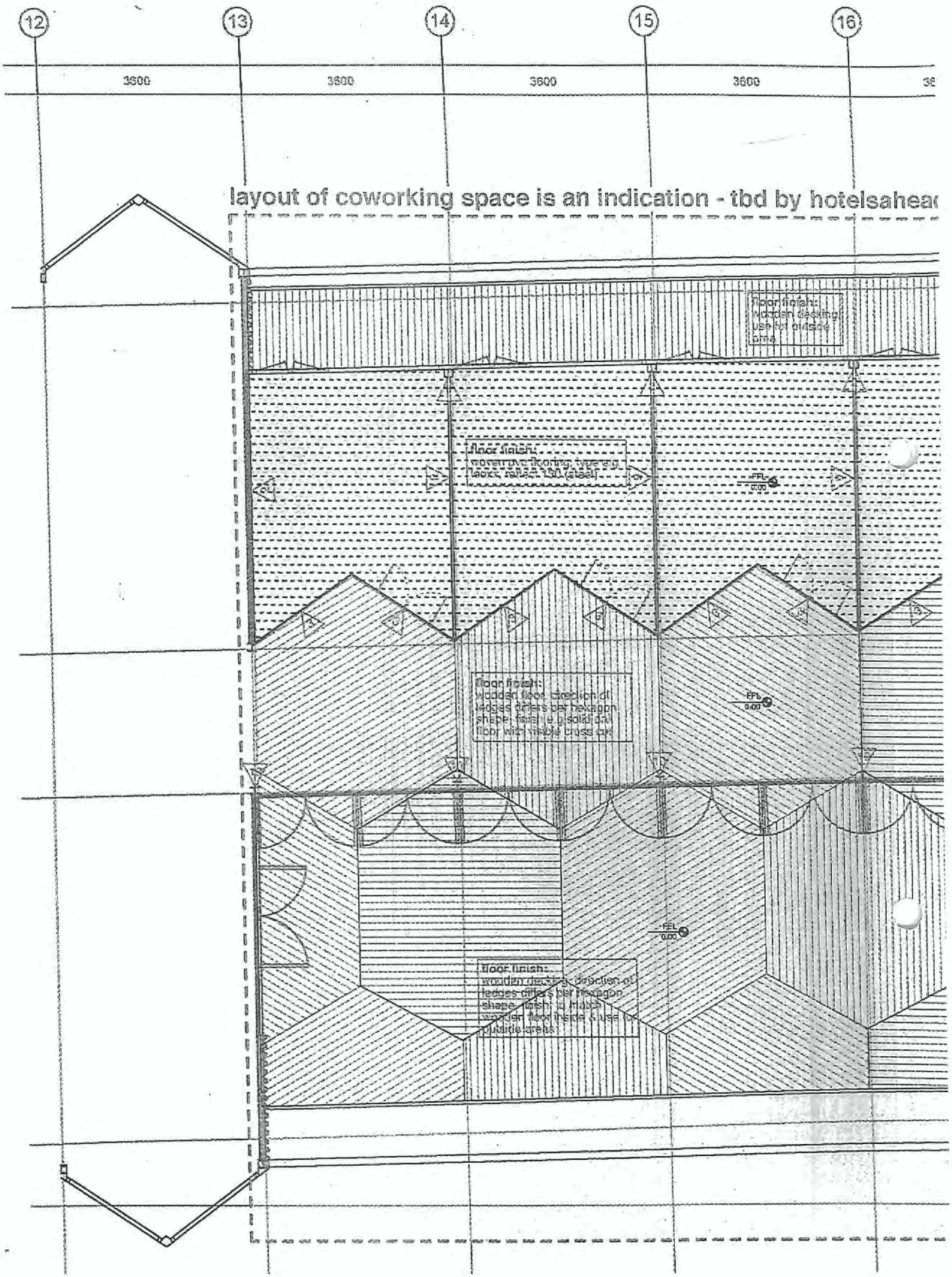

level 6 - public spaces - wall and floor finishes

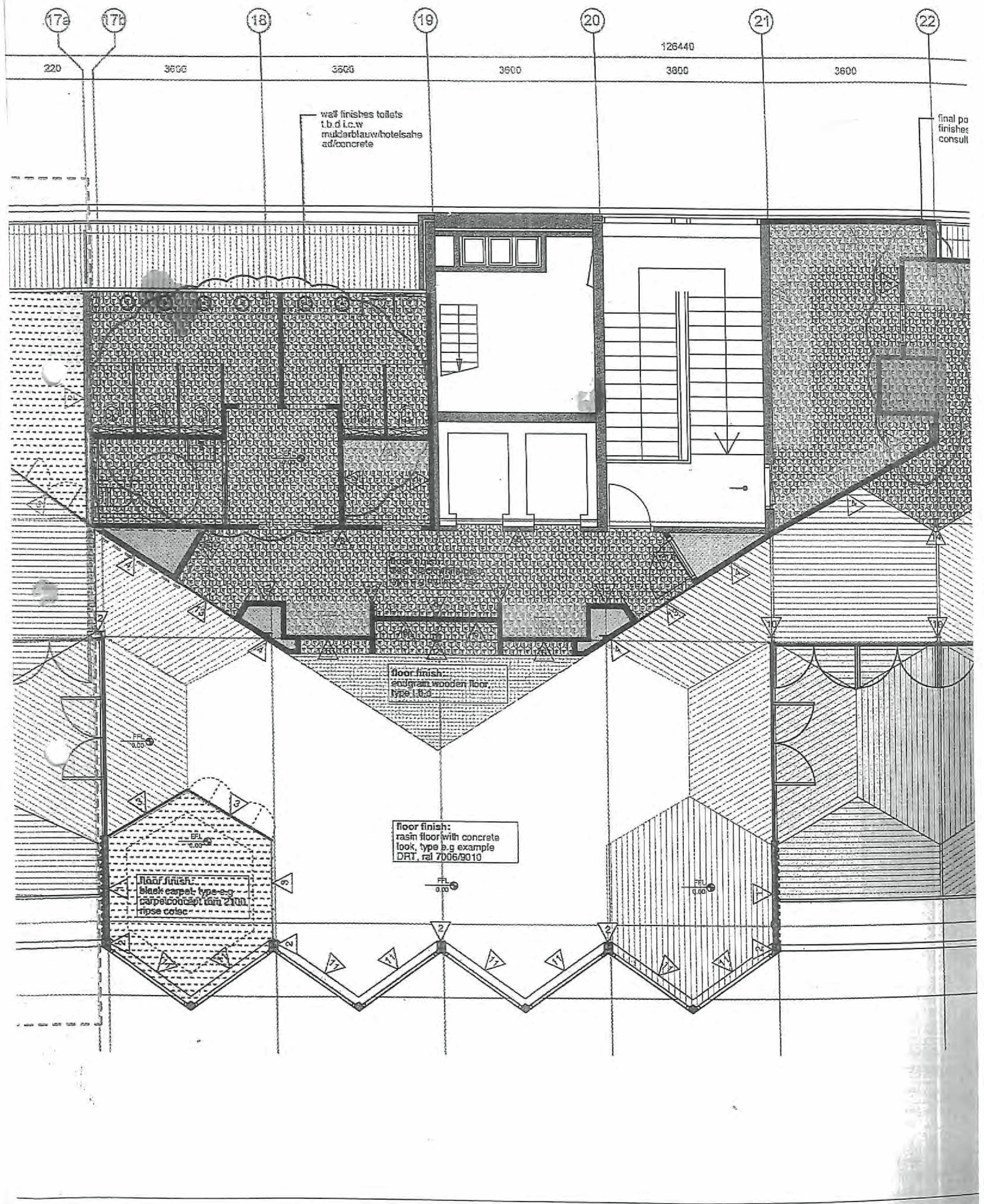

17a
17b
18
19
20
21
22
126440
220
3600
3600
3600
3600
3600
wall finishes toilets
t.b.d i.c.w
mulderblauw/hotelsahe
ad/concrete
final po
finishes
consult
floor finish:
endgrain wooden floor,
type t.b.d
floor finish:
rasin floor with concrete
look, type e.g example
DRT, ral 7006/9010
floor finish:
black carpet, type e.g
carpet concept rom 2100
ripse colec
FFL
0.00

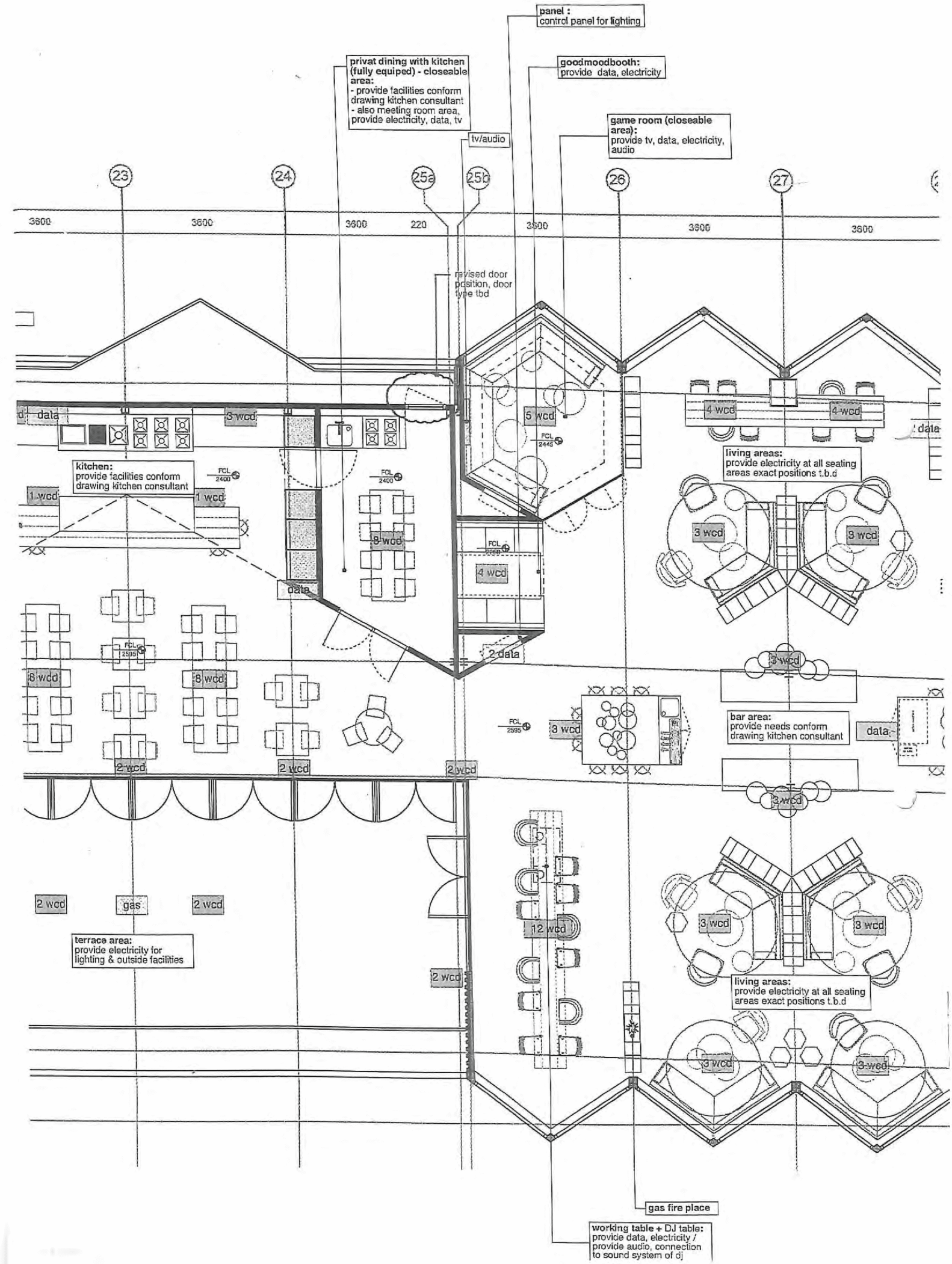
panel :
control panel for lighting
privat dining with kitchen (fully equiped) - closeable area:
- provide facilities conform drawing kitchen consultant
- also meeting room area, provide electricity, data, tv
goodmoodbooth:
provide data, electricity
tv/audio
game room (closeable area):
provide tv, data, electricity, audio
23
24
25a
25b
26
27
3600
3600
3600
220
3600
3600
3600
revised door position, door type tbd
data
3 wcd
5 wcd
FCL 2445
4 wcd
4 wcd
data
kitchen:
provide facilities conform drawing kitchen consultant
FCL 2400
FCL 2400
1 wcd
1 wcd
8 wcd
FCL 2595
4 wcd
living areas:
provide electricity at all seating areas exact positions t.b.d
3 wcd
3 wcd
data
2 data
FCL 2595
8 wcd
8 wcd
3 wcd
bar area:
provide needs conform drawing kitchen consultant
data
2 wcd
2 wcd
2 wcd
FCL 2595
3 wcd
2 wcd
2 wcd
gas
2 wcd
12 wcd
3 wcd
3 wcd
terrace area:
provide electricity for lighting & outside facilities
2 wcd
living areas:
provide electricity at all seating areas exact positions t.b.d
3 wcd
3 wcd
gas fire place
working table + DJ table:
provide data, electricity / provide audio, connection to sound system of dj

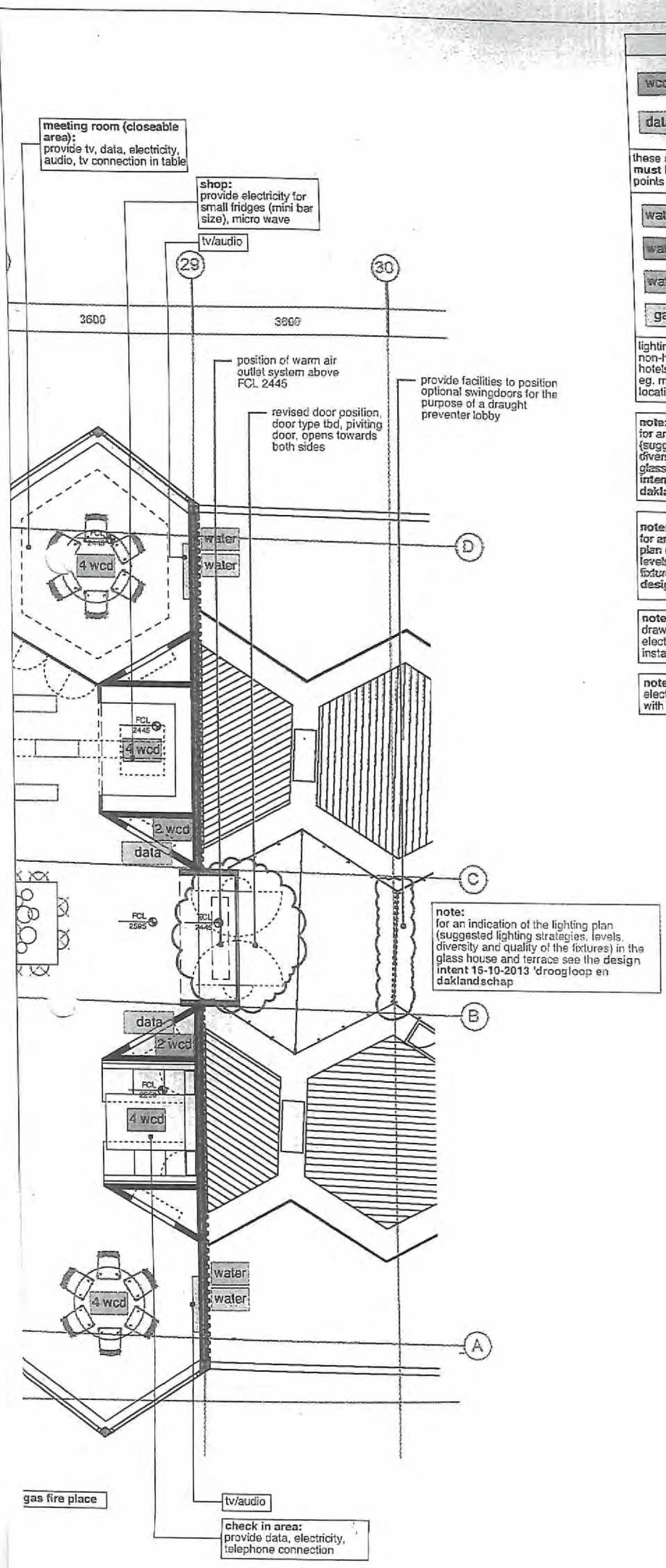

installations

wcd — **sockets for usage guests;** at table, general floor socket and connections in table

data — extra data point

these colored stamps for 'wcd' and 'data' **must be added to** the data and electricity points mentioned in the call outs.

water — outside tap

water — outside tap with drain

water — electricity
water drainage system

gas — extra point gas

lighting and control systems of all non-heavy use areas t.b.d. by techniplan & hotelsahead
eg. motion sensor, dim function, wifi locations and audio points.

note:
for an indication of the lighting plan (suggested lighting strategies, levels, diversity and quality of the fixtures) in the glass house and terrace see the design intent 16-10-2013 'droogloop en daklandschap

note:
for an indication of the lighting plan (suggested lighting strategies and levels, diversity and quality of the fixtures) of level 6 see the schematic design 13-12-2013 'zoku public spaces'

note:
drawing to be used as guidelines for electrical installations. Final electrical installation drawing by others

note:
electrical equipments t.b.d. in coorperation with hotelsahead

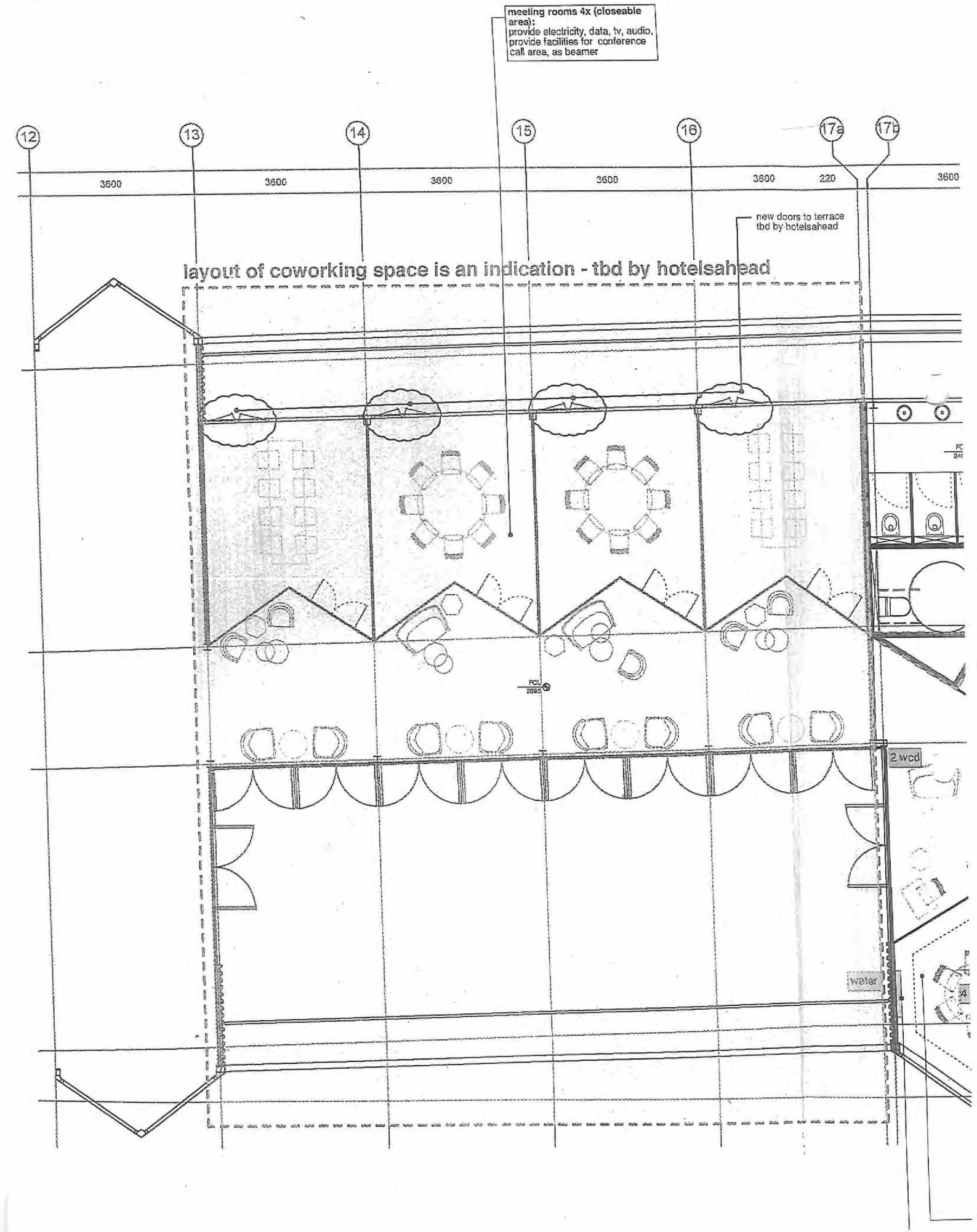
meeting rooms 4x (closeable area):
provide electricity, data, tv, audio, provide facilities for conference call area, as beamer
12
13
14
15
16
17a
17b
3600
3600
3600
3600
3600
220
3600
new doors to terrace tbd by hotelsahead
layout of coworking space is an indication - tbd by hotelsahead
FCU
2595
2 wcd
water

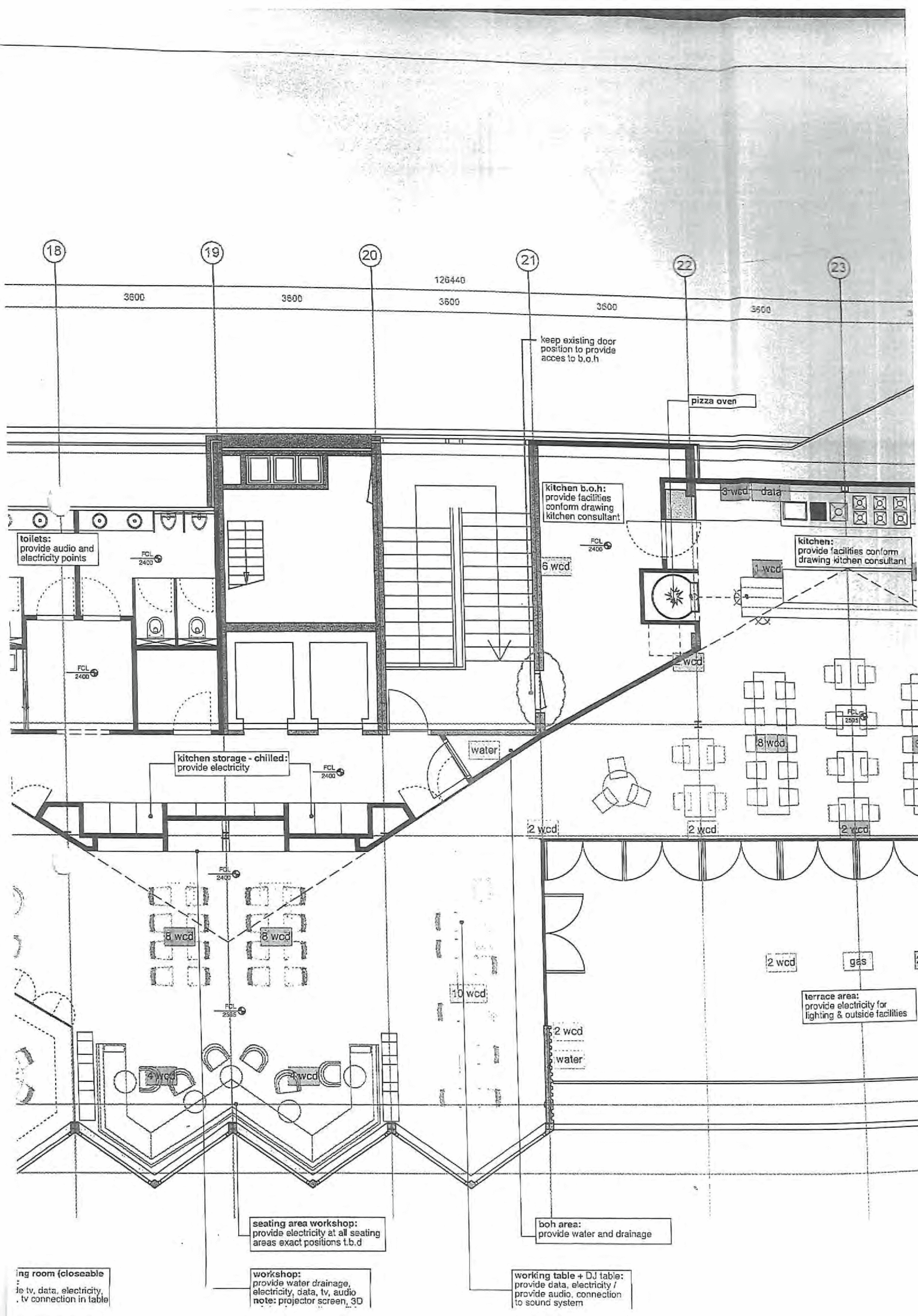
18
19
20
21
22
23
126440
3600
3600
3600
3600
3600
keep existing door position to provide acces to b.o.h
pizza oven
kitchen b.o.h: provide facilities conform drawing kitchen consultant
3 wcd
data
toilets: provide audio and electricity points
FCL 2400
6 wcd
kitchen: provide facilities conform drawing kitchen consultant
1 wcd
2 wcd
8 wcd
FCL 2595
water
kitchen storage - chilled: provide electricity
2 wcd
2 wcd
2 wcd
8 wcd
8 wcd
10 wcd
2 wcd
gas
terrace area: provide electricity for lighting & outside facilities
2 wcd
water
4 wcd
4 wcd
seating area workshop: provide electricity at all seating areas exact positions t.b.d
boh area: provide water and drainage
ng room (closeable
le tv, data, electricity,
. tv connection in table
workshop: provide water drainage, electricity, data, tv, audio note: projector screen, 3D
working table + DJ table: provide data, electricity / provide audio, connection to sound system

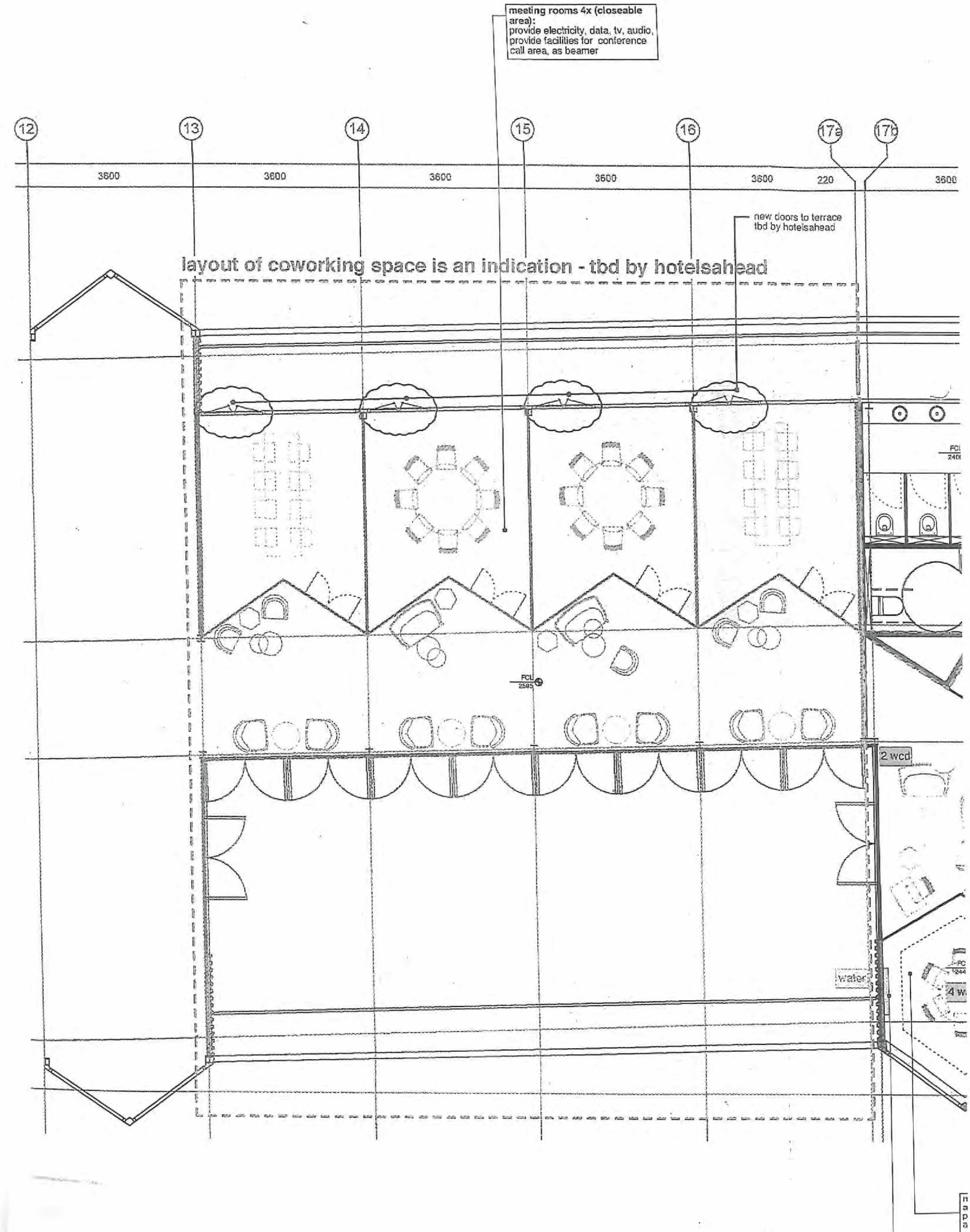
meeting rooms 4x (closeable area):
provide electricity, data, tv, audio, provide facilities for conference call area, as beamer
12
13
14
15
16
17a
17b
3600
3600
3600
3600
3600
220
3600
new doors to terrace tbd by hotelsahead
layout of coworking space is an indication - tbd by hotelsahead
FCL 2595
2 wcd
water

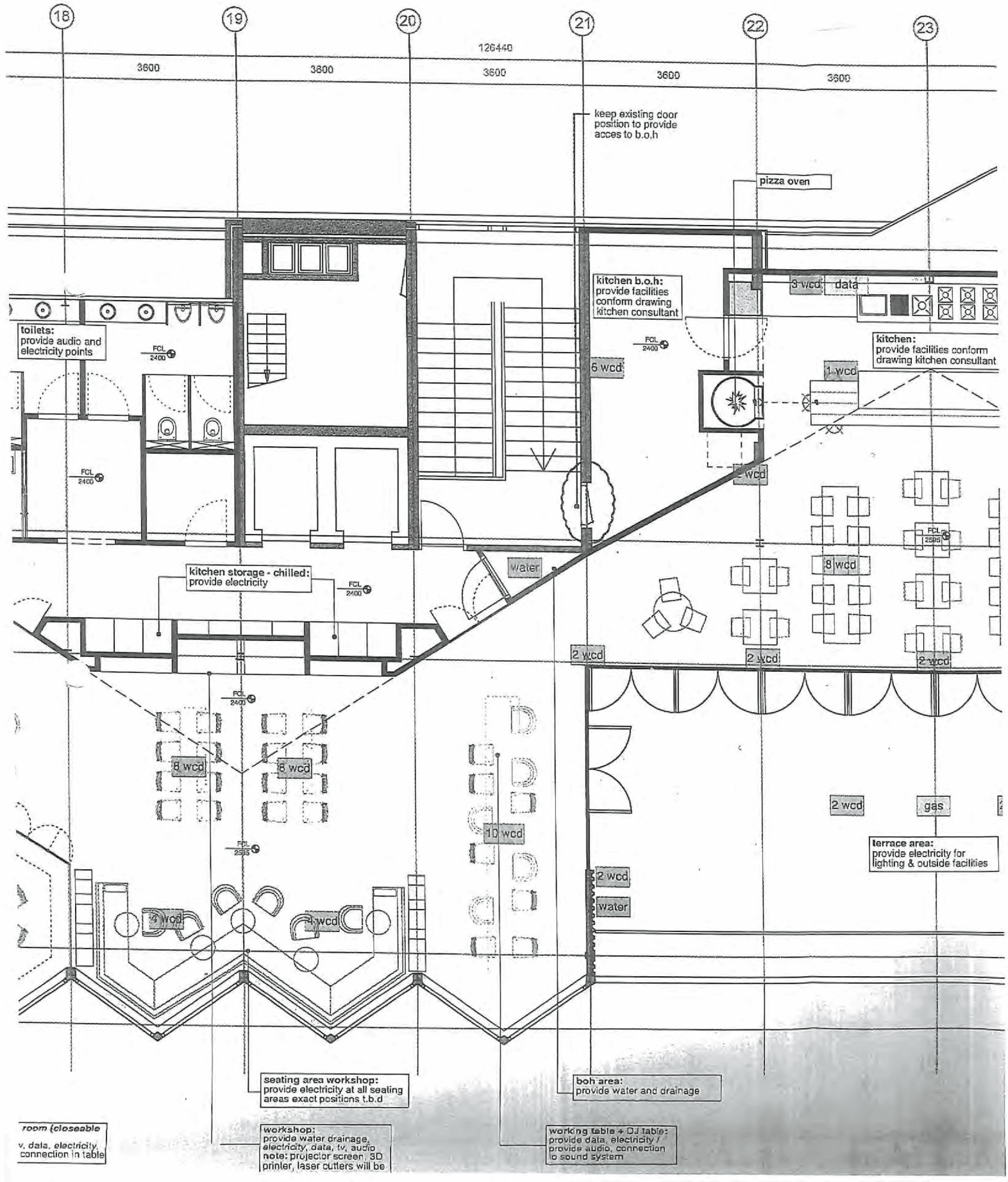
18
19
20
21
22
23
126440
3600
3600
3600
3600
3600
keep existing door position to provide acces to b.o.h
pizza oven
kitchen b.o.h: provide facilities conform drawing kitchen consultant
3 wcd
data
toilets: provide audio and electricity points
FCL 2400
6 wcd
kitchen: provide facilities conform drawing kitchen consultant
1 wcd
wcd
kitchen storage - chilled: provide electricity
water
FCL 2595
8 wcd
2 wcd
2 wcd
2 wcd
8 wcd
8 wcd
10 wcd
2 wcd
gas
terrace area: provide electricity for lighting & outside facilities
2 wcd
water
4 wcd
4 wcd
seating area workshop: provide electricity at all seating areas exact positions t.b.d
boh area: provide water and drainage
room (closeable
v, data, electricity
connection in table
workshop: provide water drainage, electricity, data, tv, audio note: projector screen, 3D printer, laser cutters will be
working table + DJ table: provide data, electricity / provide audio, connection to sound system











zoku - urban farming op dak



ZOKU®

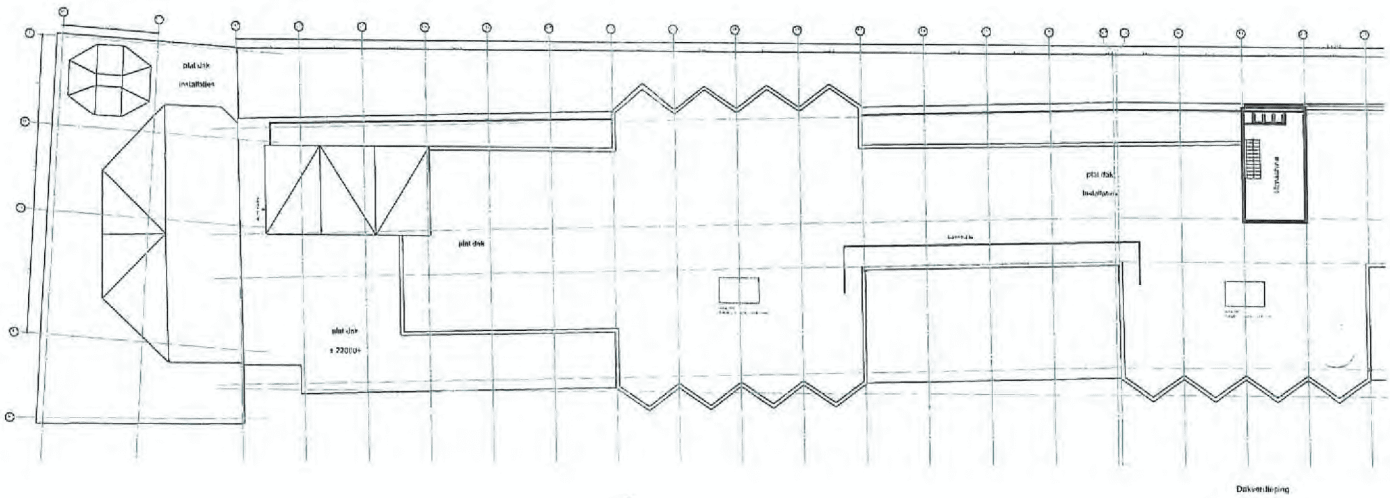

Dakverdieping

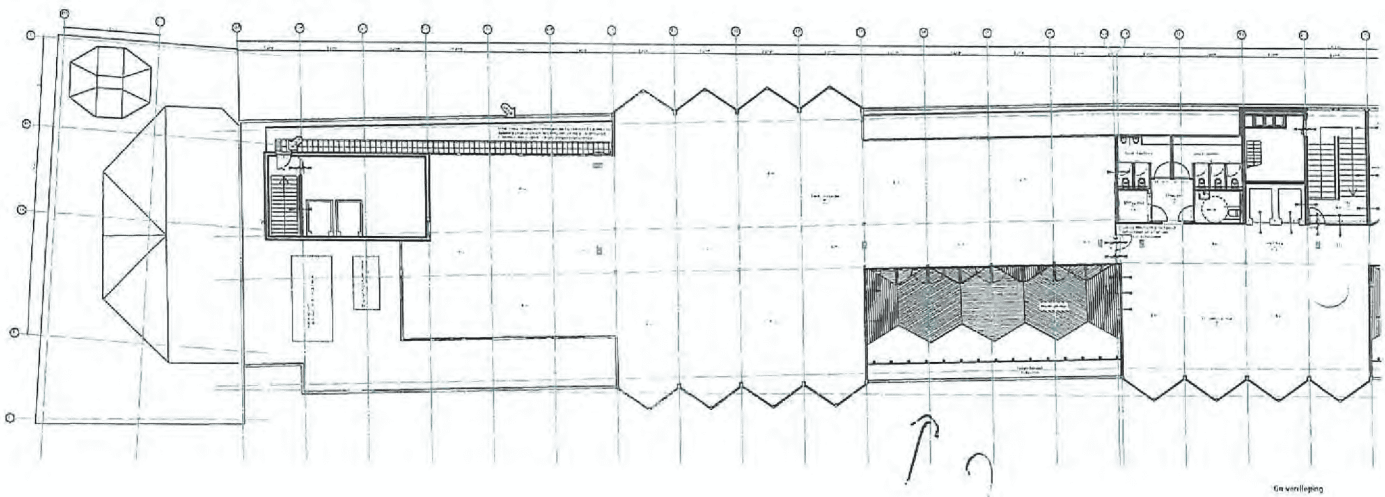

Gevenlieping

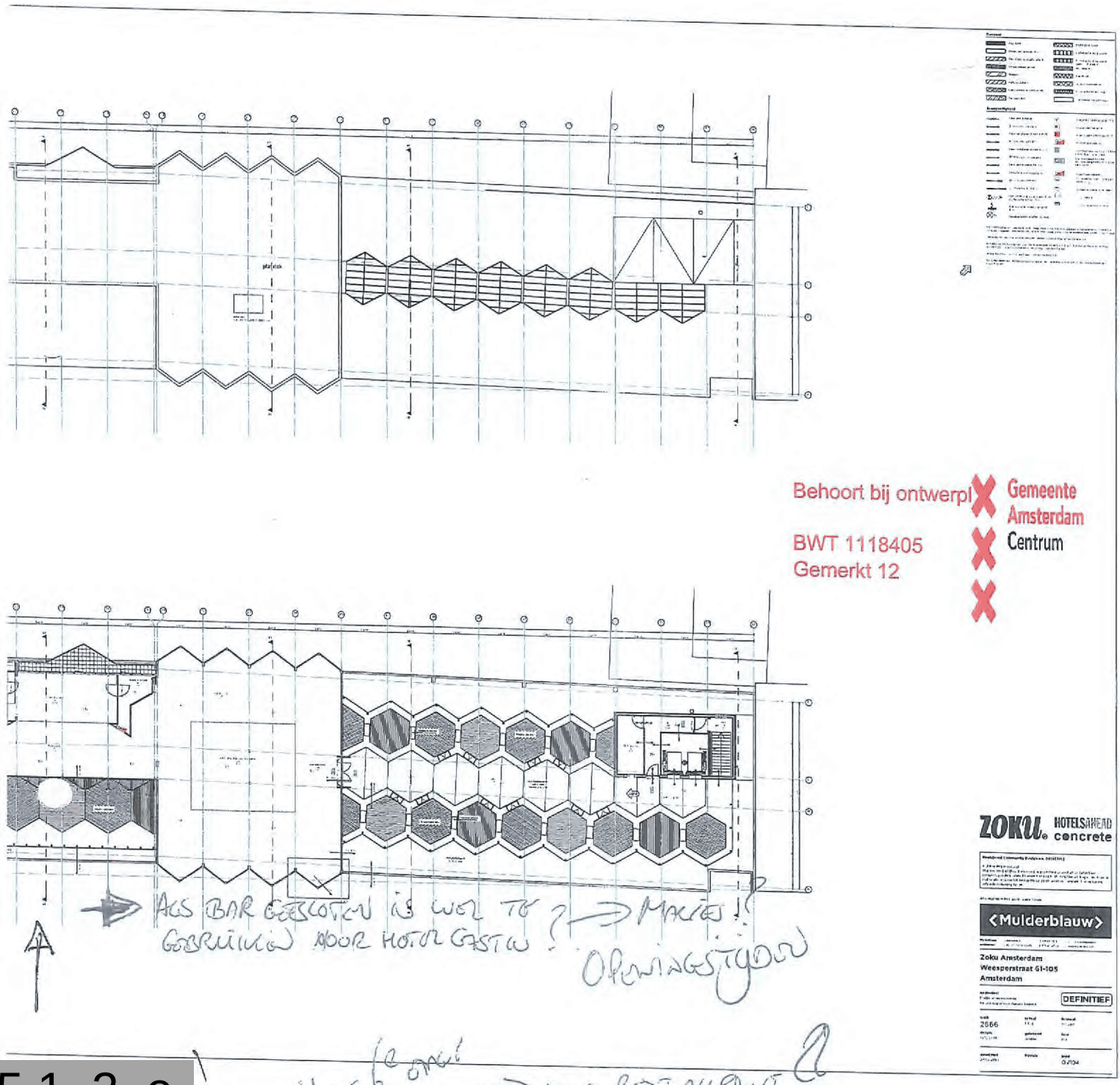

5.1, 2, e

HELE 6e ETAGE → OOK RESTAURANT ?? MOGELIJK

5.1, 2, e

WEESPERSTRAAT 105

EERSTVOLGENDE GEBIEDSOVERLEG !

→ HORECA III CAFE

→ BESLUIT EISEN INRICHTING

→ HORECA I

→ DRANK - EN HORECAWET

KAMER 2320

25-2-2015

16.00 - 17.00 UUR !

ONDERNEMINGSPLAN / MENU