BSQ Range	Aantal BSQ's Oud	Aantal BSQ's Nieuw	Verschil Nieuw - Oud	Verschil %	Aantal woningen Oud	Aantal woningen nieuw
5 10	578	1,031	453	78%	38,007	57,796
10 15	137	393	256	187%	7,376	17,283
15 20	205	376	171	83%	12,248	17,379
20 25	336	476	140	42%	16,251	20,474
25 30	447	634	187	42%	21,816	21,426
30 35	496	662	166	33%	19,113	24,821
35 40	729	460	-269	-37%	25,474	15,247
40 45	737	297	-440	-60%	24,258	7,701
45 50	370	129	-241	-65%	10,832	2,216
50 55	322	25	-297	-92%	7,017	262
55 60	113	13	-100	-88%	2,441	231
60 65	47	56	9	19%	915	590
65 70	20	1	-19		137	18
70 75	18	-	-18		292	-
75 80	56	-	-56		587	-
Totaal	**4,611**	**4,553**			**186,764**	**185,444**

n.b. Woningen meegenomen die in aanmerking komen voor overstap

BSQ Range	# BSQ's Oud	# BSQ's Nieuw	# eengezins-woningen Oud	# meergezins-woningen Oud	# woningen Oud	% woningen Oud	# eengezins-woningen Nieuw
5 10	578	1,031	227	37,780	38,007	20.4%	9,417
10 15	137	393	53	7,323	7,376	3.9%	4,642
15 20	205	376	1,361	10,887	12,248	6.6%	3,114
20 25	336	476	5,430	10,821	16,251	8.7%	4,765
25 30	447	634	5,191	16,625	21,816	11.7%	3,972
30 35	496	662	3,973	15,140	19,113	10.2%	913
35 40	729	460	5,204	20,270	25,474	13.6%	2,093
40 45	737	297	4,679	19,579	24,258	13.0%	1,776
45 50	370	129	1,227	9,605	10,832	5.8%	1,145
50 55	322	25	1,661	5,356	7,017	3.8%	171
55 60	113	13	2,124	317	2,441	1.3%	231
60 65	47	56	915	-	915	0.5%	590
65 70	20	1	137	-	137	0.1%	18
70 75	18	-	292	-	292	0.2%	-
75 80	56	-	587	-	587	0.3%	-
Totaal	**4,611**	**4,553**	**33,061**	**153,703**	**186,764**	**100%**	**32,847**

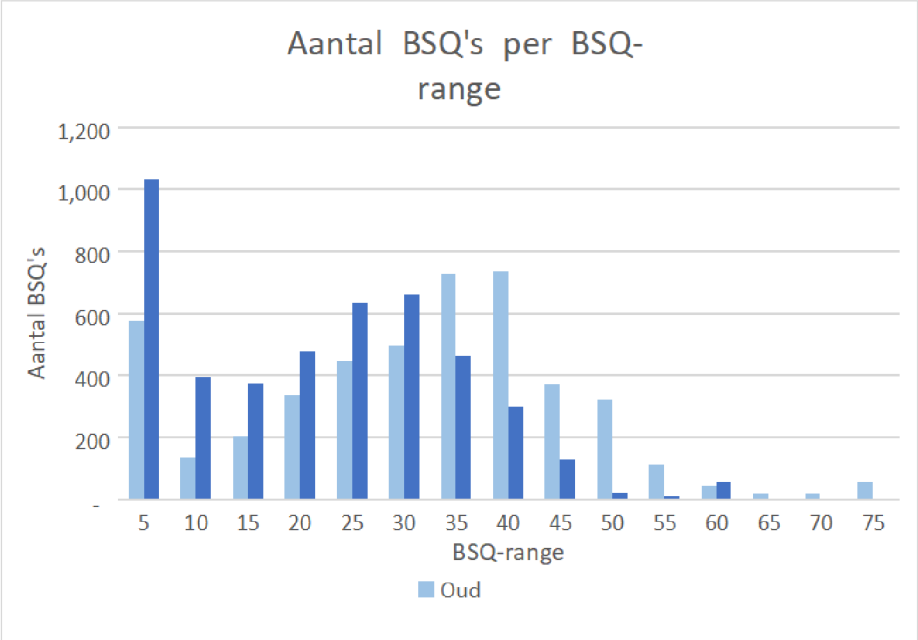

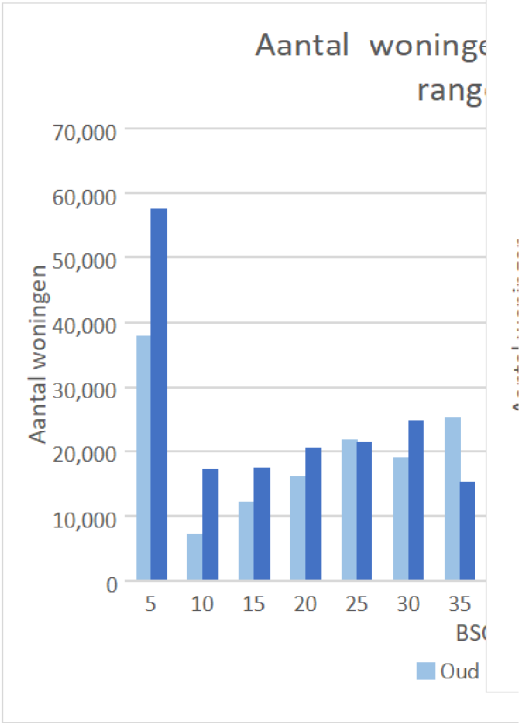

# meergezins-woningen Nieuw	# woningen Nieuw	% woningen Nieuw
48,379	57,796	31.2%
12,641	17,283	9.3%
14,265	17,379	9.4%
15,709	20,474	11.0%
17,454	21,426	11.6%
23,908	24,821	13.4%
13,154	15,247	8.2%
5,925	7,701	4.2%
1,071	2,216	1.2%
91	262	0.1%
-	231	0.1%
-	590	0.3%
-	18	0.0%
-	-	0.0%
-	-	0.0%
152,597	**185,444**	**100%**

00432

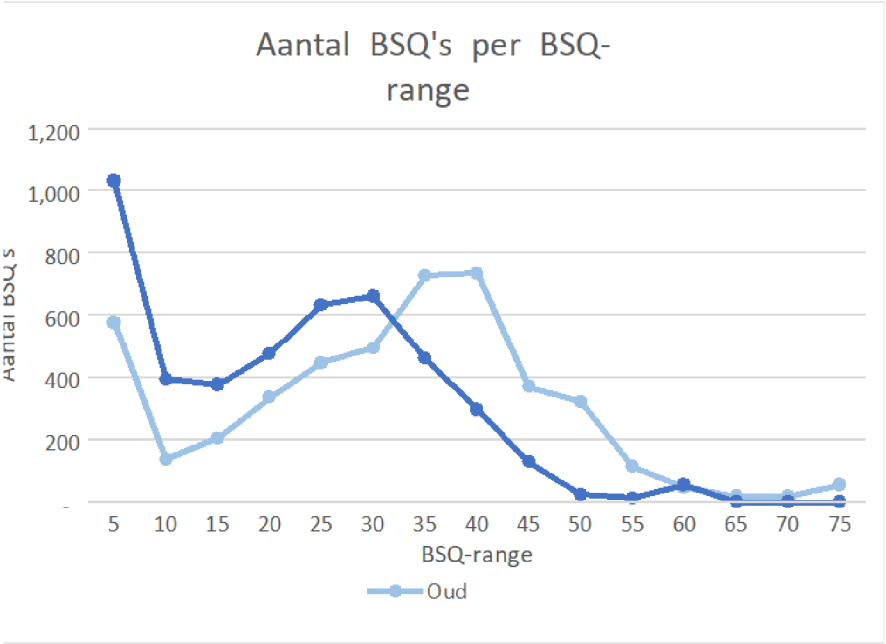

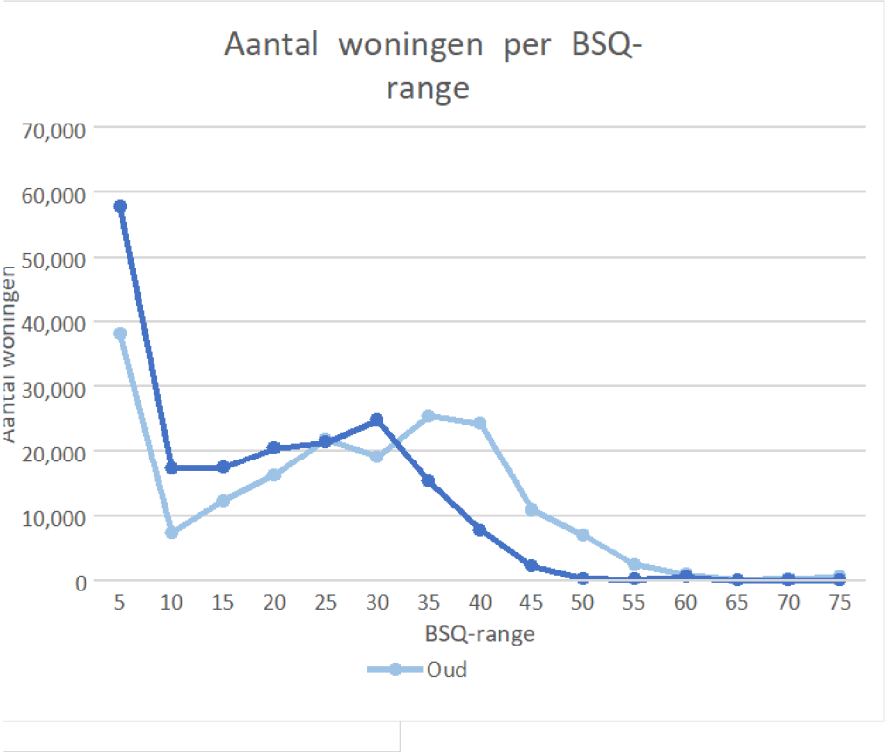

395427

BSQ Range	Aantal BSQ's Oud	Aantal BSQ's Nieuw	Verschil Nieuw - Oud	Verschil %	Aantal woningen Oud	Aantal woningen nieuw	
5 10	2	280	278		227	9,417	5316
10 15	3	200	197		53	4,642	4551
15 20	40	147	107	268%	1,361	3,114	2882
20 25	170	204	34	20%	5,430	4,765	4765
25 30	190	177	-13	-7%	5,191	3,972	3972
30 35	191	42	-149	-78%	3,973	913	913
35 40	211	108	-103	-49%	5,204	2,093	2093
40 45	213	81	-132	-62%	4,679	1,776	1776
45 50	72	62	-10	-14%	1,227	1,145	1145
50 55	98	23	-75	-77%	1,661	171	171
55 60	92	13	-79	-86%	2,124	231	464
60 65	47	56	9	19%	915	590	375
65 70	20	1	-19		137	18	0
70 75	18	-	-18		292	-	0
75 80	56	-	-56		587	-	
Totaal	**1,423**	**1,394**			**33,061**	**32,847**	

n.b. Woningen meegenomen die in aanmerking komen voor overstap

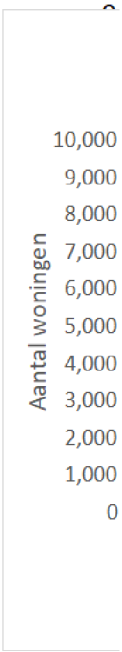

00432

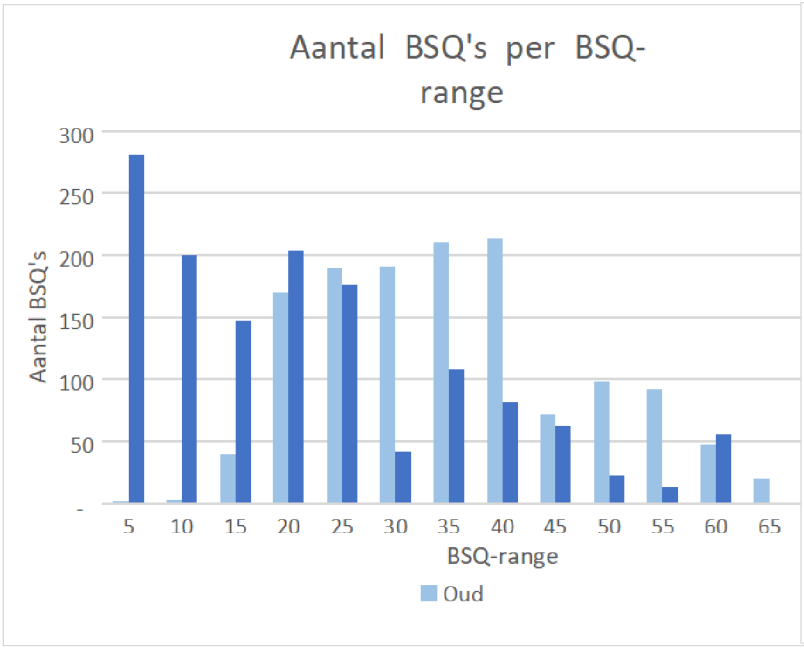

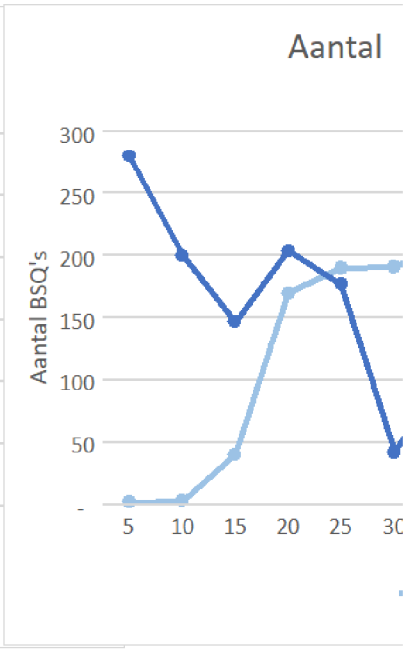

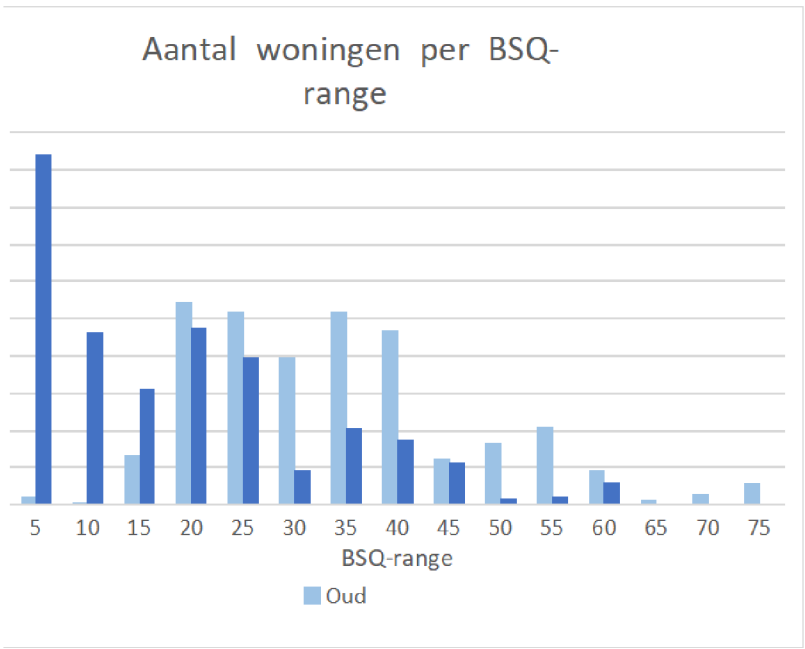

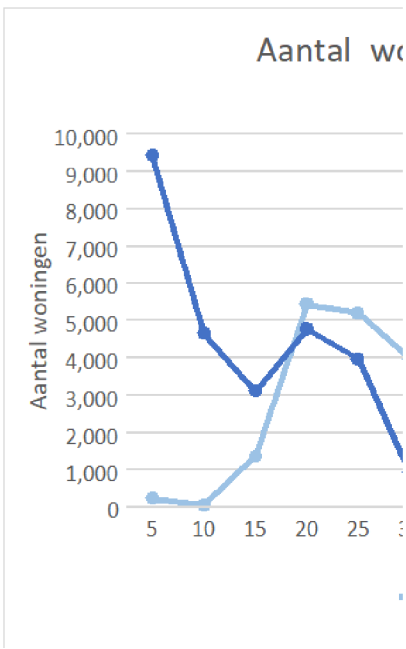

395427

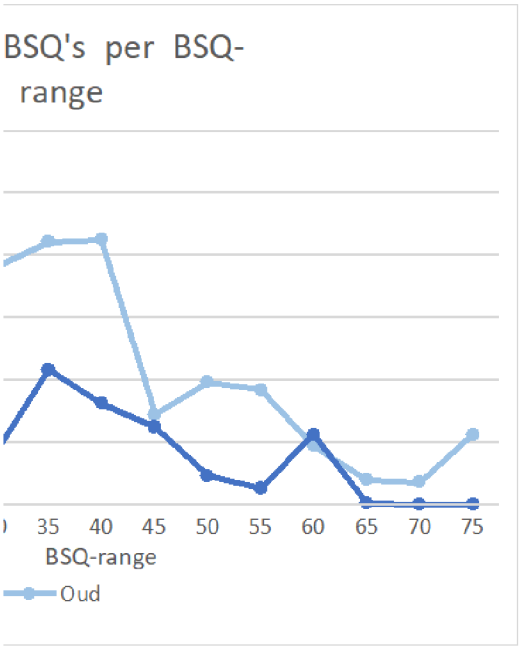
BSQ's per BSQ-range
35 40 45 50 55 60 65 70 75
BSQ-range
Oud

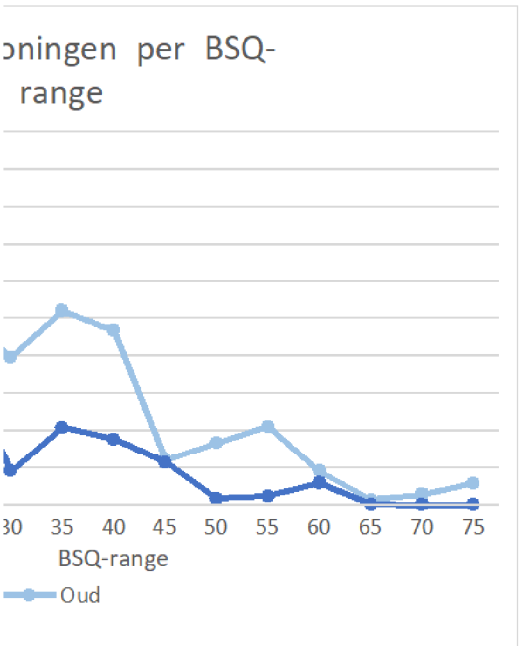
oningen per BSQ-range
30 35 40 45 50 55 60 65 70 75
BSQ-range
Oud

Range	Aantal BSQ's oud	Aantal BSQ's nieuw	Verschil Nieuw - Oud	Verschil %	Aantal woningen Oud	Aantal woningen nieuw	
5 10	576	751	175	30%	37,780	48,379	39964
10 15	134	193	59	44%	7,323	12,641	9785
15 20	165	229	64	39%	10,887	14,265	11820
20 25	166	272	106	64%	10,821	15,709	13837
25 30	257	457	200	78%	16,625	17,454	15588
30 35	305	620	315	103%	15,140	23,908	17454
35 40	518	352	-166	-32%	20,270	13,154	23908
40 45	524	216	-308	-59%	19,579	5,925	13154
45 50	298	67	-231	-78%	9,605	1,071	6037
50 55	224	2	-222		5,356	91	959
55 60	21	-	-21		317	-	91
60 65	-	-	-		-	-	0
Totaal	**3,188**	**3,159**	**-29**		**153,703**	**152,597**	

n.b. Woningen meegenomen die in aanmerking komen voor overstap

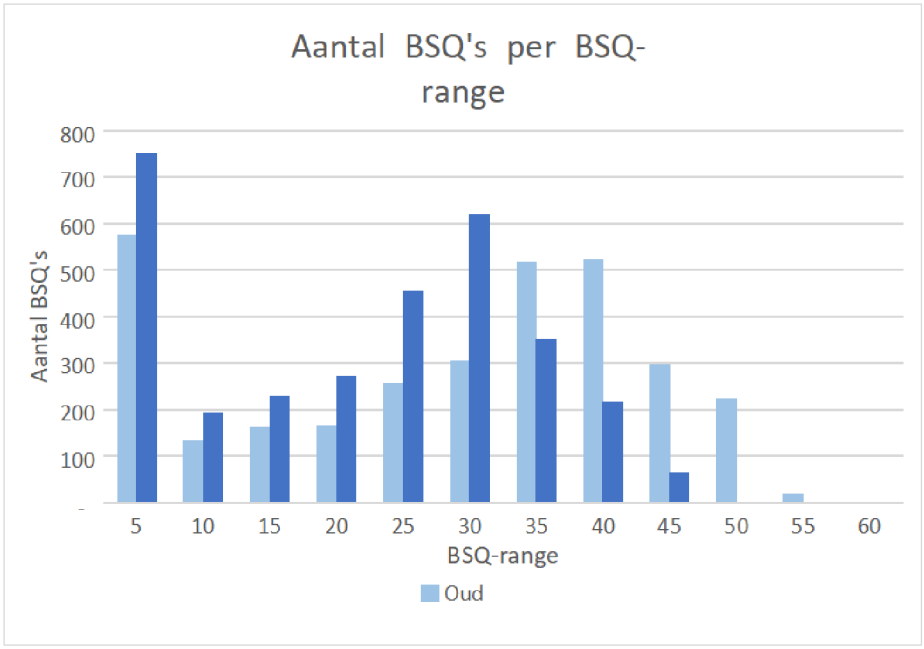
Aantal BSQ's per BSQ-range
Aantal BSQ's
800
700
600
500
400
300
200
100
-
5
10
15
20
25
30
35
40
45
50
55
60
BSQ-range
Oud

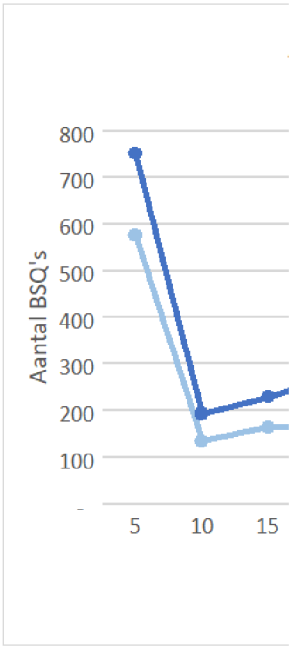
Aantal BSQ's
800
700
600
500
400
300
200
100
-
5
10
15

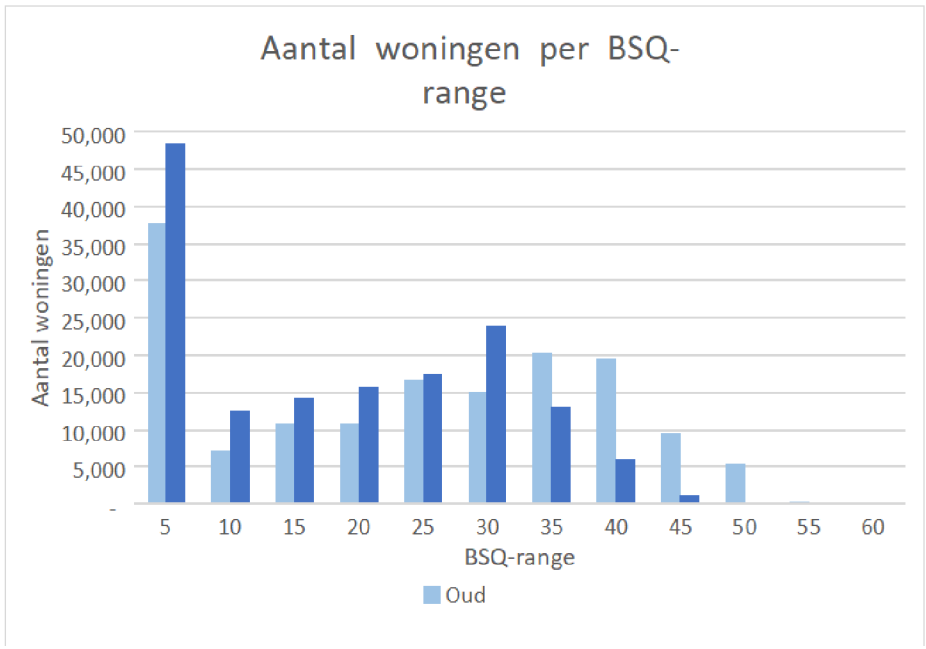
Aantal woningen per BSQ-range
Aantal woningen
50,000
45,000
40,000
35,000
30,000
25,000
20,000
15,000
10,000
5,000
-
5
10
15
20
25
30
35
40
45
50
55
60
BSQ-range
Oud

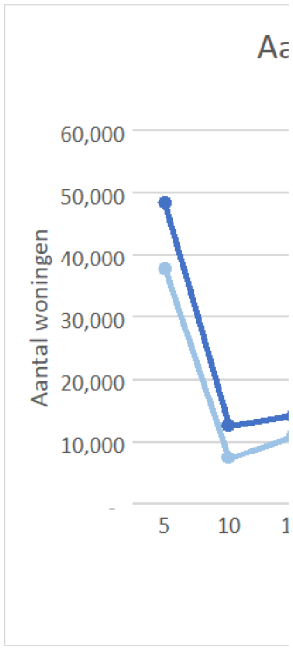
Aa
Aantal woningen
60,000
50,000
40,000
30,000
20,000
10,000
-
5
10

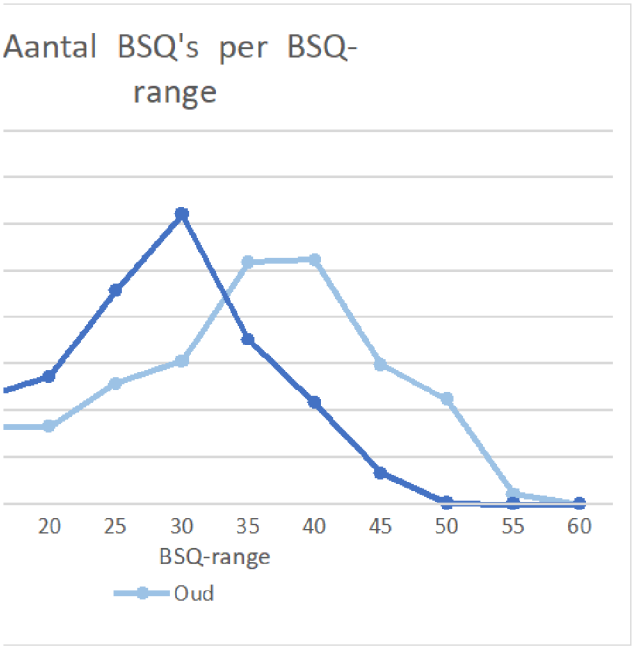
Aantal BSQ's per BSQ-range
20
25
30
35
40
45
50
55
60
BSQ-range
Oud

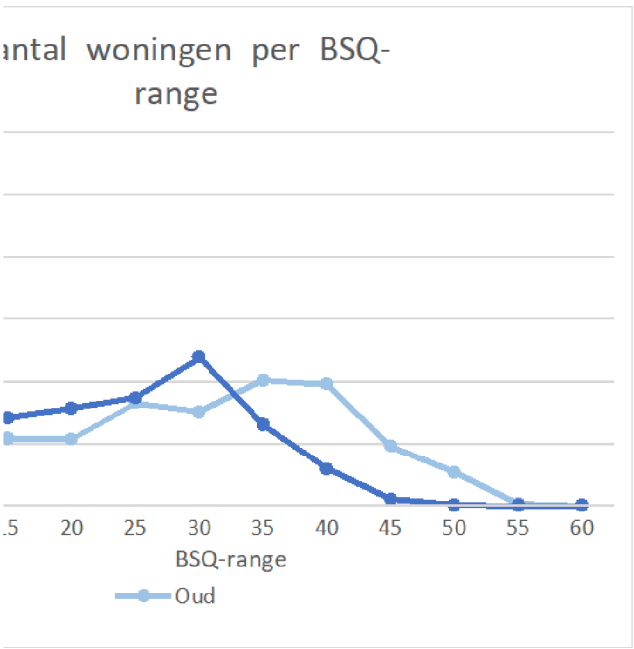
ıntal woningen per BSQ-range
.5
20
25
30
35
40
45
50
55
60
BSQ-range
Oud