Bezoekadres
Weesperplein 4
Amsterdam

Postbus 922
1000 AX Amsterdam
Telefoon 020 551 38 88
Fax 020 620 10 16
www.dmb.amsterdam.nl

Gemeente Amsterdam
Dienst Milieu en Bouwtoezicht

Sector Bouw- en Woningtoezicht

Retouradres: Postbus 922, 1000 AX Amsterdam

Shell International Chemicals BV
ir. [redacted]
Badhuisweg 3
1031 CM AMSTERDAM

KOPIE

ons kenmerk N01/0491 2004
onderwerp deelgoedkeuring nr. 16
onderdeel BVC,GVC,TMC,GTL,Gassteeg,Hoogtracee,Incinerator. Palenplannen

adres GRASWEG 29
behandelend constructeur [redacted]
doorkiesnummer
buitendienstinspecteur en 15.00-16.00 uur)
doorkiesnummer
bijlage gewaarmerkte bescheiden
datum

17 JULI 2006

Burgemeester en Wethouders hebben u onder ons kenmerk N01/0491 2004 een reguliere bouwvergunning verleend. In deze vergunning is de voorwaarde gesteld dat tekeningen en berekeningen van de constructies ten minste drie weken voor de aanvang van het desbetreffende onderdeel van het werk aan de Dienst Milieu en Bouwtoezicht, sector Bouw- en Woningtoezicht, ter goedkeuring worden overgelegd.

De Dienst Milieu en Bouwtoezicht heeft geen bezwaar tegen uitvoering van de constructies zoals aangegeven op bijgaande gewaarmerkte tekeningen en berekeningen onder voorwaarde dat tevens voldaan wordt aan de eventueel daarop in rood aangebrachte opmerkingen.

aantal tekeningen 8, gemerkt T271 t/m T278;
aantal berekeningen 8, gemerkt B54 t/m B61.

Deze gewaarmerkte tekeningen en berekeningen dienen op de bouwplaats aanwezig te zijn.

Gemeente Amsterdam
Stadsdeel Amsterdam-Noord
INGEKOMEN:
18 JULI 2006
257061
Afd.

Hoogachtend,
Burgemeester en Wethouders van Amsterdam,
namens dezen,
de directeur van de
Dienst Milieu en Bouwtoezicht,
voor deze,

B.Mica

PALENPLAN BVC GEBOUW

PALENPLAN GVC GEBOUW EN HOOG TRACE

PALENPLAN PROCESOPSTELLING EN HOOG TRACE

ALGEMEEN PAALDETAIL

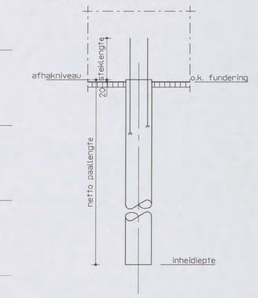

Renvooi tbv nieuw te maken palen

Soort palen : Vibro Palen
Aantal: 220
Afmetingen :

paalnr: Schacht ø356 Voetplaat ø436

paalnr: Schacht ø456 Voetplaat ø500

Voor palenstaat zie tekening CW1010-1

Peil = 0.00 = 3.200 M + N.A.P.
inheildiepte in M t.o.v. N.A.P.
– – – – = Grens inheildiepte
Alle palen 4 meter voorboren

Maximale draagkracht palen 1300kN = Pd max
(tenzij anders aangegeven, zie palenstaat)

Sonderingsplaats en nummer (UITGEVOERD) NR

Sonderingsplaats en nummer (NIET UITGEVOERD) NR

Voor geotechnisch - en bemalingsadvies zie rapport:
Grontmij Nederland B.V.

Voor draagkracht tabellen zie rapport:
Arcadis
Projectnummer: 11404.000320.003

inheildiepte :
Zie plattegrond

overige palen :

paalnr: inheildiepte -20.0 m N.A.P

paalnr: inheildiepte -14.0 m N.A.P

D	Wijzigingen zie pijlen en palenstaat	[redacted]	21-06-06
C	Def. GVC, Procesopst. en Hoogtrace		16-06-06
B	Definitief		07-06-06
A	Concept		26-04-06
Versie	Omschrijving	Naam	Datum

Situatie
Schaal 1:5000

Planoverzicht :

ARCADIS
Infrastructuur, gebouwen, milieu, communications
Gevers Deynootweg 93
Postbus 84318
2508 AH Den Haag
Tel 070 3583 583
Fax 070 3546 183
www.arcadis.nl

Opdrachtgever : Shell International Chemicals BV
Ontwerp : Arcadis Bouw & Vastgoed BV
Project : Shell NTC Amsterdam
BVC-gebouw; GVC-gebouw;
Procesopstelling en Hoog tracee
Onderwerp :
Palenplan [redacted]
[redacted] - 2004
CONSTRUCTIE AKKOORD
Fase : Werkfase

Schaal	: 100	Discipline	: Constructie
Bladformaat	: A0	Getekend	[redacted]
Naam submap	:	Gecontroleerd	
Bestandsnaam	: CW1000-1	Goedgekeurd	
Plotschaal	: 1:1	Status	: Definitief
Projectnummer:		Tekeningnr:	: Type : Versie :
140327.000256.155		CW1001-1	V D

PALENPLAN NTC GASSTEEG

INHEINIVO = -20.50m NAP

INHEINIVO = -20.00m NAP

Op deze lokatie eventueel oude fundatieresten en oude heipalen aanwezig

PALENPLAN TMC OPSLAG GEBOUW

N.64 N.65 N.66 N.67 N.68 N.69

DKM 74 DKM 75 DKMP 72 DKM 73

Reeds in het nieuw te maken palen:

Soort palen : Vibro Palen
Aantal: 111
Afmetingen :

paalnr. Schacht ø356 Voetplaat ø436

paalnr. Schacht ø456 Voetplaat ø500

Voor palenstaat zie tekening CW1011-1

Peil = 0.00 = 3.200 M + N.A.P.
Inheidiepte in M t.o.v. N.A.P.
– – – – = Grens inheidiepte
Alle palen 4 meter voorboren

Maximale draagkracht palen 1300kN = Pd max
(tenzij anders aangegeven, zie palenstaat)

Sonderingsplaats en nummer (UITGEVOERD) NR

Sonderingsplaats en nummer (NIET UITGEVOERD) NR

Voor geotechnisch - en bemalingsadvies zie rapport:
Grontmij Nederland B.V.

Voor draagkracht tabellen zie rapport:
Arcadis
Projectnummer: 11404.000320.003

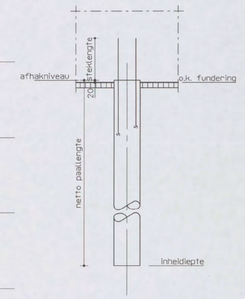

ALGEMEEN PAALDETAIL

Inheidiepte :
zie plattegrond

overige palen :

paalnr. Inheidiepte -19.0 m N.A.P

paalnr. Inheidiepte -14.0 m N.A.P

Versie	Omschrijving	Naam	Datum
B	Definitief: aanvulteind Gassteeg	[redacted]	16-06-06
A	Definitief		02-06-06

Situatie
Schaal 1:5000

Planoverzicht :

ARCADIS
infrastructuur, gebouwen, milieu, communications

Gevers Deynootweg 93
Postbus 84319
2508 AH Den Haag
Tel 070 3063 563
Fax 070 3648 163
www.arcadis.nl

Opdrachtgever : Shell International Chemicals BV

Ontwerp : Arcadis Bouw & Vastgoed BV

Project : Shell NTC Amsterdam

TMC Opslag Gebouw en Gassteeg

Onderwerp :

Palenplan [redacted]

60 11 04 91 - 2004

CONSTRUCTIE AKKOORD

Fase	: werkfase		
Schaal	: 100	Discipline	: Constructie
Bladformaat	: A0	Getekend	:
Naam submap	:	Gecontroleerd	: [redacted]
Bestandsnaam	: CW1000-1	Goedgekeurd	:
Plotschaal	: 1:1	Status	: Definitief
Projectnummer:		Tekeningnr.	: Type : Versie :
140327.000256.155		CW1002-1	V B

- Bijbehorend excel bestand: palenstaat 21-06-06 BVC.xls

Versie	Omschrijving	Naam	Datum
B	Gewijzigd: paaldiameter nr. 01 t/m 20	[redacted]	21-06-06
A	Definitief		02-06-06



Situatie

Schaal 1:5000

Planoverzicht :

ARCADIS

Infrastructuur, gebouwen, milieu, communications

Gevers Deynootweg 93
Postbus 84319
2508 AH Den Haag
Tel 070 3583 583
Fax 070 3546 163
www.arcadis.nl

Opdrachtgever : Shell International Chemicals BV

Ontwerp : Arcadis Bouw & Vastgoed BV

Project : Shell NTC Amsterdam

BVC-Gebouw

Onderwerp : [redacted]

GO 1 / 0 4 9 1 - 2004

CONSTRUCTIE AKKOORD

Palenstaat [redacted]

Fase : Werkfase

Schaal	: -	Discipline	: Constructie
Bladformaat	: A3	Getekend	: [redacted]
Naam submap	:	Gecontroleerd	:
Bestandsnaam	: CW1000-1	Goedgekeurd	:
Plotschaal	: 1:1	Status	: Definitief

Projectnummer:	Tekeningnr.	: Type :	Versie :
140327.000256.155	CW1010-1	V	B

	Paalgegevens				Coordinaten [RD-stelsel]			code	Krachten t.p.v. paalkop			Krachten t.p.v. paalschacht		
Paal-nummer	Afmeting mm	Inheidiepte m. - N.A.P	Afhakniveau m. - N.A.P.	Netto paallg. in m.	X-coordinaat mm	Y-coordinaat mm	Z-coordinaat mm	BGA *	Md kNm	Pd max kN	Pd min kN	Md kNm	Pd max kN **	Pd min kN
1	Ø 456	-19,0	-0,48	18,520	121765250	489177120	0		113	1300	126	113	1470	126
2	Ø 456	-19,0	0,32	19,320	121764104	489182719	0		121	1300	126	121	1470	126
3	Ø 456	-19,0	-0,48	18,520	121762957	489188321	0		113	1300	126	113	1470	126
4	Ø 456	-19,0	0,32	19,320	121761343	489196201	0		121	1300	126	121	1470	126
5	Ø 456	-19,0	0,32	19,320	121760388	489200873	0		121	1300	126	121	1470	126
6	Ø 456	-19,0	0,32	19,320	121759430	489205544	0		121	1300	126	121	1470	126
7	Ø 456	-19,0	-0,48	15,320	121766908	489179746	0		113	1300	126	113	1470	126
8	Ø 456	-19,0	0,32	19,320	121765973	489189213	0		121	1300	126	121	1470	126
9	Ø 456	-19,0	0,32	19,320	121763701	489196898	0		121	1300	126	121	1470	126
10	Ø 456	-19,0	0,32	19,320	121761007	489206010	0		121	1300	126	121	1470	126
11	Ø 456	-19,0	-0,48	18,520	121772656	489179306	0		98	1300	160	98	1470	160
12	Ø 456	-19,0	-0,48	18,520	121772103	489181178	0		98	1300	160	98	1470	160
13	Ø 456	-19,0	0,32	19,320	121770764	489185706	0		98	1300	160	98	1470	160
14	Ø 456	-19,0	0,32	19,320	121769425	489190234	0		98	1300	160	98	1470	160
15	Ø 456	-19,0	0,32	19,320	121767153	489197919	0		98	1300	160	98	1470	160
16	Ø 456	-19,0	0,32	19,320	121764459	489207031	0		98	1300	160	98	1470	160
17	Ø 456	-19,0	0,32	19,320	121772878	489191254	0		98	1300	160	98	1470	160
18	Ø 456	-19,0	0,32	19,320	121770606	489198940	0		98	1300	160	98	1470	160
19	Ø 456	-19,0	0,32	19,320	121768366	489203205	0		98	1300	160	98	1470	160
20	Ø 456	-19,0	0,32	19,320	121767912	489208051	0		98	1300	160	98	1470	160
21	Ø 356	-19,0	-0,48	18,520	121780041	489181490	0		34	1300	140	34	1470	140
22	Ø 356	-19,0	-0,48	18,520	121779200	489184335	0		34	1300	140	34	1470	140
23	Ø 356	-19,0	-0,48	18,520	121778118	489187993	0		25	1300	140	25	1470	140
24	Ø 356	-19,0	-0,48	18,520	121776810	489192417	0		25	1300	140	25	1470	140
25	Ø 356	-19,0	0,32	19,320	121775674	489196260	0		25	1300	140	25	1470	140
26	Ø 356	-19,0	0,32	19,320	121774058	489199960	0		25	1300	140	25	1470	140
27	Ø 356	-19,0	0,32	19,320	121771974	489203739	0		25	1300	140	25	1470	140
28	Ø 356	-19,0	0,22	19,220	121772911	489205462	0		25	1300	140	25	1470	140
29	Ø 356	-19,0	0,22	19,220	121772276	489207610	0		25	1300	140	25	1470	140
30	Ø 356	-19,0	0,32	19,320	121771364	489209072	0		25	1300	140	25	1470	140
31	Ø 356	-19,0	-0,48	18,520	121779782	489193296	0		25	1300	140	25	1470	140
32	Ø 356	-19,0	0,32	19,320	121778749	489196491	0		25	1300	140	25	1470	140
33	Ø 356	-19,0	0,32	19,320	121777879	489199734	0		25	1300	140	25	1470	140
34	Ø 356	-19,0	0,22	19,220	121775660	489206275	0		25	1300	140	25	1470	140
35	Ø 356	-19,0	0,22	19,220	121775025	489208423	0		25	1300	140	25	1470	140
36	Ø 356	-19,0	0,32	19,320	121774816	489210093	0		25	1300	140	25	1470	140
37	Ø 356	-19,0	0,32	19,320	121775114	489209085	0		25	1300	140	25	1470	140

	Paalgegevens				Coordinaten [RD-stelsel]			code	Krachten t.p.v. paalkop			Krachten t.p.v. paalschacht		
Paal-nummer	Afmeting mm	Inheidiepte m. - N.A.P	Afhakniveau m. - N.A.P.	Netto paallg. in m.	X-coordinaat mm	Y-coordinaat mm	Z-coordinaat mm	BGA *	Md kNm	Pd max kN	Pd min kN	Md kNm	Pd max kN **	Pd min kN
38	Ø 356	-19,0	-0,48	18,520	121785045	489182969	0		25	1300	140	25	1470	140
39	Ø 356	-19,0	-0,48	18,520	121784204	489185814	0		25	1300	140	25	1470	140
40	Ø 356	-19,0	-0,48	18,520	121783014	489189440	0		25	1300	140	25	1470	140
41	Ø 356	-19,0	0,32	19,320	121778347	489205623	0		25	1300	140	25	1470	140
42	Ø 356	-19,0	0,22	19,220	121778722	489207180	0		25	1300	140	25	1470	140
43	Ø 356	-19,0	0,22	19,220	121778087	489209328	0		25	1300	140	25	1470	140
44	Ø 356	-19,0	0,32	19,320	121783234	489194316	0		25	1300	140	25	1470	140
45	Ø 356	-19,0	0,32	19,320	121781331	489200755	0		25	1300	140	25	1470	140
46	Ø 356	-19,0	-0,48	18,520	121789792	489184373	0		25	1300	140	25	1470	140
47	Ø 356	-19,0	-0,48	18,520	121788990	489187229	0		25	1300	140	25	1470	140
48	Ø 356	-19,0	-0,48	18,520	121787909	489190887	0		25	1300	140	25	1470	140
49	Ø 356	-19,0	-0,48	18,520	121786561	489195300	0		25	1300	140	25	1470	140
50	Ø 356	-19,0	0,32	19,320	121784658	489201738	0		25	1300	140	25	1470	140
51	Ø 356	-19,0	0,32	19,320	121783134	489207038	0		25	1300	140	25	1470	140
52	Ø 356	-19,0	0,22	19,220	121781628	489208039	0		25	1300	140	25	1470	140
53	Ø 356	-19,0	0,22	19,220	121780993	489210187	0		25	1300	140	25	1470	140
54	Ø 356	-19,0	0,32	19,320	121781596	489212097	0		25	1300	140	25	1470	140

- Bijbehorend excel bestand: palenstaat 02-06-06 TMC.xls

Versie	Omschrijving	Naam	Datum
A	Definitief	[redacted]	02-06-06

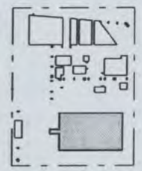

Situatie

Schaal 1:5000

Planoverzicht :

ARCADIS

Infrastructuur, gebouwen, milieu, communications

Gevers Deynootweg 93
Postbus 84319
2508 AH Den Haag
Tel 070 3583 583
Fax 070 3546 163
www.arcadis.nl

Opdrachtgever : Shell International Chemicals BV

Ontwerp : Arcadis Bouw & Vastgoed BV

Project : Shell NTC Amsterdam

TMC Opslag Gebouw

Onderwerp :

Palenstaat [redacted]

GO 1 / 0 4 9 1 - 2004 / 4 7 4

[redacted]

CONSTRUCTIE AKKOORD

Fase	: Werkfase [redacted]		
Schaal	: -	Discipline	: Constructie
Bladformaat	: A3	Getekend	:
Naam submap	:	Gecontroleerd	: [redacted]
Bestandsnaam	: CW1000-1	Goedgekeurd	:
Plotschaal	: 1:1	Status	: Definitief

Projectnummer:	Tekeningnr.	: Type :	Versie :
140327.000256.155	CW1011-1	V	A

	Paalgegevens				Coordinaten [RD-stelsel]			code	Krachten t.p.v. paalkop			Krachten t.p.v. paalschacht		
Paal-nummer	Afmeting mm	Inheidiepte m. - N.A.P	Afhakniveau m. - N.A.P.	Netto paallg. in m.	X-coordinaat mm	Y-coordinaat mm	Z-coordinaat mm	BGA *	Md kNm	Pd max kN	Pd min kN	Md kNm	Pd max kN **	Pd min kN
70	Ø 356	-19,0	0,12	19,120	121841044	489227691	0		25	1300	300	25	1543	300
71	Ø 356	-19,0	0,12	19,120	121839542	489232773	0		25	1300	300	25	1543	300
72	Ø 356	-19,0	0,12	19,120	121838521	489236226	0		25	1300	300	25	1543	300
73	Ø 356	-19,0	0,12	19,120	121837500	489239678	0		25	1300	300	25	1543	300
74	Ø 356	-19,0	0,12	19,120	121836480	489243130	0		25	1300	300	25	1543	300
75	Ø 356	-19,0	0,12	19,120	121835459	489246582	0		25	1300	300	25	1543	300
76	Ø 356	-19,0	0,12	19,120	121834439	489250035	0		25	1300	300	25	1543	300
77	Ø 356	-19,0	0,12	19,120	121833418	489253487	0		25	1300	300	25	1543	300
78	Ø 356	-19,0	0,12	19,120	121832397	489256939	0		25	1300	300	25	1543	300
79	Ø 356	-19,0	0,12	19,120	121831377	489260392	0		25	1300	300	25	1543	300
80	Ø 356	-19,0	0,12	19,120	121830356	489263844	0		25	1300	300	25	1543	300
81	Ø 356	-19,0	0,12	19,120	121829335	489267296	0		25	1300	300	25	1543	300
82	Ø 356	-19,0	0,12	19,120	121828315	489270748	0		25	1300	300	25	1543	300
83	Ø 356	-19,0	0,12	19,120	121827294	489274201	0		25	1300	300	25	1543	300
84	Ø 356	-19,0	0,12	19,120	121826273	489277653	0		25	1300	300	25	1543	300
85	Ø 356	-19,0	0,12	19,120	121825281	489281009	0		25	1300	300	25	1543	300
86	Ø 356	-19,0	0,12	19,120	121847853	489229704	0		25	1300	300	25	1543	300
87	Ø 356	-19,0	0,12	19,120	121846350	489234786	0		25	1300	300	25	1543	300
88	Ø 356	-19,0	0,12	19,120	121845330	489238239	0		25	1300	300	25	1543	300
89	Ø 356	-19,0	0,12	19,120	121844309	489241691	0		25	1300	300	25	1543	300
90	Ø 356	-19,0	0,12	19,120	121843289	489245143	0		25	1300	300	25	1543	300
91	Ø 356	-19,0	0,12	19,120	121842268	489248595	0		25	1300	300	25	1543	300
92	Ø 356	-19,0	0,12	19,120	121841247	489252048	0		25	1300	300	25	1543	300
93	Ø 356	-19,0	0,12	19,120	121840227	489255500	0		25	1300	300	25	1543	300
94	Ø 356	-19,0	0,12	19,120	121839206	489258952	0		25	1300	300	25	1543	300
95	Ø 356	-19,0	0,12	19,120	121838185	489262405	0		25	1300	300	25	1543	300
96	Ø 356	-19,0	0,12	19,120	121837165	489265857	0		25	1300	300	25	1543	300
97	Ø 356	-20,0	0,12	20,120	121836144	489269309	0		25	1300	300	25	1543	300
98	Ø 356	-20,0	0,12	20,120	121835123	489272761	0		25	1300	300	25	1543	300
99	Ø 356	-20,0	0,12	20,120	121834103	489276214	0		25	1300	300	25	1543	300
100	Ø 356	-20,0	0,12	20,120	121833082	489279666	0		25	1300	300	25	1543	300
101	Ø 356	-19,0	0,12	19,120	121832090	489283022	0		25	1300	300	25	1543	300
102	Ø 356	-19,0	0,12	19,120	121857250	489223931	0		25	1300	300	25	1543	300
103	Ø 356	-19,0	0,12	19,120	121854758	489231745	0		25	1300	300	25	1543	300
104	Ø 356	-19,0	0,12	19,120	121853255	489236828	0		25	1300	300	25	1543	300
105	Ø 356	-19,0	0,12	19,120	121852234	489240280	0		25	1300	300	25	1543	300
106	Ø 356	-19,0	0,12	19,120	121851214	489243732	0		25	1300	300	25	1543	300
107	Ø 356	-19,0	0,12	19,120	121850193	489247184	0		25	1300	300	25	1543	300

	Paalgegevens				Coordinaten [RD-stelsel]			code	Krachten t.p.v. paalkop			Krachten t.p.v. paalschacht		
Paal-nummer	Afmeting mm	Inheidiepte m. - N.A.P	Afhakniveau m. - N.A.P.	Netto paallg. in m.	X-coordinaat mm	Y-coordinaat mm	Z-coordinaat mm	BGA *	Md kNm	Pd max kN	Pd min kN	Md kNm	Pd max kN **	Pd min kN
108	Ø 356	-19,0	0,12	19,120	121849172	489250637	0		25	1300	300	25	1543	300
109	Ø 356	-19,0	0,12	19,120	121848152	489254089	0		25	1300	300	25	1543	300
110	Ø 356	-19,0	0,12	19,120	121847131	489257541	0		25	1300	300	25	1543	300
111	Ø 356	-19,0	0,12	19,120	121846110	489260994	0		25	1300	300	25	1543	300
112	Ø 356	-19,0	0,12	19,120	121845090	489264446	0		25	1300	300	25	1543	300
113	Ø 356	-20,0	0,12	20,120	121844069	489267898	0		25	1300	300	25	1543	300
114	Ø 356	-20,0	0,12	20,120	121843049	489271350	0		25	1300	300	25	1543	300
115	Ø 356	-20,0	0,12	20,120	121842028	489274803	0		25	1300	300	25	1543	300
116	Ø 356	-20,0	0,12	20,120	121841007	489278255	0		25	1300	300	25	1543	300
117	Ø 356	-20,0	0,12	20,120	121839987	489281707	0		25	1300	300	25	1543	300
118	Ø 356	-19,0	0,12	19,120	121838994	489285064	0		25	1300	300	25	1543	300
119	Ø 356	-19,0	0,12	19,120	121860367	489224853	0		25	1300	300	25	1543	300
120	Ø 356	-19,0	0,12	19,120	121858210	489232766	0		25	1300	300	25	1543	300
121	Ø 356	-19,0	0,12	19,120	121856707	489237848	0		25	1300	300	25	1543	300
122	Ø 356	-19,0	0,12	19,120	121855687	489241300	0		25	1300	300	25	1543	300
123	Ø 356	-19,0	0,12	19,120	121854666	489244753	0		25	1300	300	25	1543	300
124	Ø 356	-19,0	0,12	19,120	121853645	489248205	0		25	1300	300	25	1543	300
125	Ø 356	-19,0	0,12	19,120	121852625	489251657	0		25	1300	300	25	1543	300
126	Ø 356	-19,0	0,12	19,120	121851604	489255110	0		25	1300	300	25	1543	300
127	Ø 356	-19,0	0,12	19,120	121850583	489258562	0		25	1300	300	25	1543	300
128	Ø 356	-19,0	0,12	19,120	121849563	489262014	0		25	1300	300	25	1543	300
129	Ø 356	-19,0	0,12	19,120	121848542	489265466	0		25	1300	300	25	1543	300
130	Ø 356	-20,0	0,12	20,120	121847521	489268919	0		25	1300	300	25	1543	300
131	Ø 356	-20,0	0,12	20,120	121846501	489272371	0		25	1300	300	25	1543	300
132	Ø 356	-20,0	0,12	20,120	121845480	489275823	0		25	1300	300	25	1543	300
133	Ø 356	-20,0	0,12	20,120	121844460	489279276	0		25	1300	300	25	1543	300
134	Ø 356	-20,0	0,12	20,120	121843439	489282728	0		25	1300	300	25	1543	300
135	Ø 356	-19,0	0,12	19,120	121842447	489286084	0		25	1300	300	25	1543	300
136	Ø 356	-19,0	0,12	19,120	121865115	489234807	0		25	1300	300	25	1543	300
137	Ø 356	-19,0	0,12	19,120	121863612	489239890	0		25	1300	300	25	1543	300
138	Ø 356	-19,0	0,12	19,120	121862591	489243342	0		25	1300	300	25	1543	300
139	Ø 356	-19,0	0,12	19,120	121861571	489246794	0		25	1300	300	25	1543	300
140	Ø 356	-19,0	0,12	19,120	121860550	489250246	0		25	1300	300	25	1543	300
141	Ø 356	-19,0	0,12	19,120	121859529	489253699	0		25	1300	300	25	1543	300
142	Ø 356	-19,0	0,12	19,120	121858509	489257151	0		25	1300	300	25	1543	300
143	Ø 356	-19,0	0,12	19,120	121857488	489260603	0		25	1300	300	25	1543	300
144	Ø 356	-19,0	0,12	19,120	121856467	489264056	0		25	1300	300	25	1543	300
145	Ø 356	-19,0	0,12	19,120	121855447	489267508	0		25	1300	300	25	1543	300
146	Ø 356	-20,0	0,12	20,120	121854426	489270960	0		25	1300	300	25	1543	300

	Paalgegevens				Coordinaten [RD-stelsel]			code	Krachten t.p.v. paalkop			Krachten t.p.v. paalschacht		
Paal-nummer	Afmeting mm	Inheidiepte m. - N.A.P	Afhakniveau m. - N.A.P.	Netto paallg. in m.	X-coordinaat mm	Y-coordinaat mm	Z-coordinaat mm	BGA *	Md kNm	Pd max kN	Pd min kN	Md kNm	Pd max kN **	Pd min kN
147	Ø 356	-20,0	0,12	20,120	121853405	489274412	0		25	1300	300	25	1543	300
148	Ø 356	-20,0	0,12	20,120	121852385	489277865	0		25	1300	300	25	1543	300
149	Ø 356	-20,0	0,12	20,120	121851364	489281317	0		25	1300	300	25	1543	300
150	Ø 356	-20,0	0,12	20,120	121850343	489284769	0		25	1300	300	25	1543	300
151	Ø 356	-19,0	0,12	19,120	121849351	489288126	0		25	1300	300	25	1543	300
152	Ø 356	-19,0	0,12	19,120	121871923	489236820	0		25	1300	300	25	1543	300
153	Ø 356	-19,0	0,12	19,120	121870421	489241902	0		25	1300	300	25	1543	300
154	Ø 356	-19,0	0,12	19,120	121869400	489245355	0		25	1300	300	25	1543	300
155	Ø 356	-19,0	0,12	19,120	121868379	489248807	0		25	1300	300	25	1543	300
156	Ø 356	-19,0	0,12	19,120	121867359	489252259	0		25	1300	300	25	1543	300
157	Ø 356	-19,0	0,12	19,120	121866338	489255712	0		25	1300	300	25	1543	300
158	Ø 356	-19,0	0,12	19,120	121865317	489259164	0		25	1300	300	25	1543	300
159	Ø 356	-19,0	0,12	19,120	121864297	489262616	0		25	1300	300	25	1543	300
160	Ø 356	-19,0	0,12	19,120	121863276	489266068	0		25	1300	300	25	1543	300
161	Ø 356	-19,0	0,12	19,120	121862255	489269521	0		25	1300	300	25	1543	300
162	Ø 356	-19,0	0,12	19,120	121861235	489272973	0		25	1300	300	25	1543	300
163	Ø 356	-19,0	0,12	19,120	121860214	489276425	0		25	1300	300	25	1543	300
164	Ø 356	-19,0	0,12	19,120	121859193	489279878	0		25	1300	300	25	1543	300
165	Ø 356	-19,0	0,12	19,120	121858173	489283330	0		25	1300	300	25	1543	300
166	Ø 356	-19,0	0,12	19,120	121857152	489286782	0		25	1300	300	25	1543	300
167	Ø 356	-19,0	0,12	19,120	121856160	489290139	0		25	1300	300	25	1543	300

- Bijbehorend excel bestand: palenstaat 21-06-06 GVC.xls

Versie	Omschrijving	Naam	Datum
B	Gewijzigd: paaldiameter nr. 200 t/m 219	[redacted]	21-06-06
A	Definitief		16-06-06

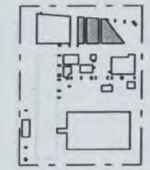

Situatie

Schaal 1:5000

Planoverzicht :

ARCADIS

Infrastructuur, gebouwen, milieu, communications

Gevers Deynootweg 93
Postbus 84319
2508 AH Den Haag
Tel 070 3583 583
Fax 070 3546 163
www.arcadis.nl

Opdrachtgever : Shell International Chemicals BV

Ontwerp : Arcadis Bouw & Vastgoed BV

Project : Shell NTC Amsterdam

GVC Gebouw

Onderwerp :

GO 1/0491 - 200[redacted]

CONSTRUCTIE AKKOORD T 475

Palenstaat

[redacted]

Fase : Werkfase

Schaal	: -	Discipline	: Constructie
Bladformaat	: A3	Getekend	: [redacted]
Naam submap	:	Gecontroleerd	:
Bestandsnaam	: CW1000-1	Goedgekeurd	:
Plotschaal	: 1:1	Status	: Definitief

Projectnummer :	Tekeningnr.	: Type :	Versie :
140327.000256.155	CW1012-1	V	B

	Paalgegevens				Coordinaten [RD-stelsel]			code	Krachten t.p.v. paalkop			Krachten t.p.v. paalschacht		
Paal-nummer	Afmeting mm	Inheidiepte m. - N.A.P	Afhakniveau m. - N.A.P.	Netto paallg. in m.	X-coordinaat mm	Y-coordinaat mm	Z-coordinaat mm	BGA *	Md kNm	Pd max kN	Pd min kN	Md kNm	Pd max kN **	Pd min kN
200	Ø 456	-19,00	0,32	19,32	121757660	489213519	0		121	1300	126	121	1524	126
201	Ø 456	-19,00	0,32	19,32	121756795	489217851	0		121	1300	126	121	1524	126
202	Ø 456	-19,00	0,82	19,82	121756958	489220543	0		121	1300	126	121	1524	126
203	Ø 456	-19,00	0,82	19,82	121755310	489225422	0		121	1300	126	121	1524	126
204	Ø 456	-19,00	0,32	19,32	121754261	489230477	0		121	1300	126	121	1524	126
205	Ø 456	-19,00	0,32	19,32	121753687	489233106	0		121	1300	126	121	1524	126
206	Ø 456	-19,00	0,82	19,82	121757195	489223444	0		121	1300	126	121	1524	126
207	Ø 456	-19,00	0,82	19,82	121755759	489228302	0		121	1300	126	121	1524	126
208	Ø 456	-19,00	0,32	19,32	121759321	489221242	0		121	1300	126	121	1524	126
209	Ø 456	-19,00	0,32	19,32	121757609	489226101	0		121	1300	126	121	1524	126
210	Ø 456	-19,00	0,32	19,32	121762592	489214977	0		98	1300	126	98	1524	126
211	Ø 456	-19,00	0,32	19,32	121761345	489219196	0		98	1300	126	98	1524	126
212	Ø 456	-19,00	0,82	19,82	121760059	489224291	0		98	1300	126	98	1524	126
213	Ø 456	-19,00	0,82	19,82	121758622	489229149	0		98	1300	126	98	1524	126
214	Ø 456	-19,00	0,32	19,32	121761909	489222007	0		98	1300	126	98	1524	126
215	Ø 456	-19,00	0,32	19,32	121760449	489226941	0		98	1300	126	98	1524	126
216	Ø 456	-19,00	0,32	19,32	121759076	489231901	0		98	1300	126	98	1524	126
217	Ø 456	-19,00	0,32	19,32	121758315	489234475	0		98	1300	126	98	1524	126
218	Ø 456	-19,00	0,82	19,82	121763345	489225262	0		98	1300	126	98	1524	126
219	Ø 456	-19,00	0,82	19,82	121761926	489230061	0		98	1300	126	98	1524	126
220	Ø 356	-19,00	0,32	19,32	121767141	489216322	0		40	1300	200	40	1524	200
221	Ø 356	-19,00	0,32	19,32	121765894	489220541	0		40	1300	200	40	1524	200
222	Ø 356	-19,00	0,32	19,32	121767087	489223538	0		40	1300	200	40	1524	200
223	Ø 356	-19,00	0,32	19,32	121765628	489228472	0		40	1300	200	40	1524	200
224	Ø 356	-19,00	0,32	19,32	121764168	489233406	0		40	1300	200	40	1524	200
225	Ø 356	-19,00	0,32	19,32	121763409	489235981	0		40	1300	200	40	1524	200
226	Ø 356	-19,00	0,32	19,32	121771697	489217669	0		40	1300	200	40	1524	200
227	Ø 356	-19,00	0,32	19,32	121770450	489221888	0		40	1300	200	40	1524	200
228	Ø 356	-19,00	0,82	19,82	121768947	489226771	0		40	1300	200	40	1524	200
229	Ø 356	-19,00	0,82	19,82	121767488	489231705	0		40	1300	200	40	1524	200
230	Ø 356	-19,00	0,32	19,32	121774626	489217335	0		40	1300	200	40	1524	200
231	Ø 356	-19,00	0,32	19,32	121773040	489222701	0		40	1300	200	40	1524	200
232	Ø 356	-19,00	0,32	19,32	121772266	489225069	0		40	1300	200	40	1524	200
233	Ø 356	-19,00	0,32	19,32	121770805	489230003	0		40	1300	200	40	1524	200
234	Ø 356	-19,00	0,32	19,32	121769347	489234937	0		40	1300	200	40	1524	200
235	Ø 356	-19,00	0,32	19,32	121768586	489237511	0		40	1300	200	40	1524	200
236	Ø 356	-19,00	0,82	19,82	121774125	489228301	0		40	1300	200	40	1524	200
237	Ø 356	-19,00	0,82	19,82	121772666	489233235	0		40	1300	200	40	1524	200

	Paalgegevens				Coordinaten [RD-stelsel]			code	Krachten t.p.v. paalkop			Krachten t.p.v. paalschacht		
Paal-nummer	Afmeting mm	Inheidiepte m. - N.A.P	Afhakniveau m. - N.A.P.	Netto paallg. in m.	X-coordinaat mm	Y-coordinaat mm	Z-coordinaat mm	BGA *	Md kNm	Pd max kN	Pd min kN	Md kNm	Pd max kN **	Pd min kN
238	Ø 356	-19,00	0,32	19,32	121779694	489218990	0		40	1300	200	40	1524	200
239	Ø 356	-19,00	0,32	19,32	121778150	489224212	0		40	1300	200	40	1524	200
240	Ø 356	-19,00	0,32	19,32	121777444	489226600	0		40	1300	200	40	1524	200
241	Ø 356	-19,00	0,32	19,32	121775985	489231534	0		40	1300	200	40	1524	200
242	Ø 356	-19,00	0,32	19,32	121774542	489236473	0		40	1300	200	40	1524	200
243	Ø 356	-19,00	0,32	19,32	121773765	489239043	0		40	1300	200	40	1524	200

- Bijbehorend excel bestand: palenstaat 21-06-06 Hoogtrace + Gassteeg.xls

Versie	Omschrijving	Naam	Datum
B	Gewijzigd: krachten op paalkop nr. 300 t/m 309	[redacted]	21-06-06
A	Definitief		16-06-06



Situatie

Schaal 1:5000

Planoverzicht :

ARCADIS

Infrastructuur, gebouwen, milieu, communications

Gevers Deynootweg 93
Postbus 84319
2508 AH Den Haag
Tel 070 3583 583
Fax 070 3546 163
www.arcadis.nl

Opdrachtgever : Shell International Chemicals BV

Ontwerp : Arcadis Bouw & Vastgoed BV

Project : Shell NTC Amsterdam

Hoogtrace en Gassteeg

Onderwerp :

GO 1/0491 - 2004 [redacted]

CONSTRUCTIE AKKOORD T196

Palenstaat

[redacted]

Fase : Werkfase

Schaal	: -	Discipline	: Constructie
Bladformaat	: A3	Getekend	: [redacted]
Naam submap	:	Gecontroleerd	:
Bestandsnaam	: CW1000-1	Goedgekeurd	:
Plotschaal	: 1:1	Status	: Definitief

Projectnummer :	Tekeningnr.	: Type :	Versie :
140327.000256.155	CW1013-1	V	B

	Paalgegevens				Coordinaten [RD-stelsel]			code	Krachten t.p.v. paalkop			Krachten t.p.v. paalschacht		
Paal-nummer	Afmeting mm	Inheidiepte m. - N.A.P	Afhakniveau m. - N.A.P.	Netto paallg. in m.	X-coordinaat mm	Y-coordinaat mm	Z-coordinaat mm	BGA *	Md kNm	Pd max kN	Pd min kN	Md kNm	Pd max kN **	Pd min kN
300	Ø 456	-14,0	-0,03	13,97	121752830	489237914	0		121	1300	50	121	1300	50
301	Ø 456	-14,0	-0,03	13,97	121753562	489238927	0		121	1300	50	121	1300	50
302	Ø 456	-14,0	-0,03	13,97	121751192	489245082	0		121	1300	50	121	1300	50
303	Ø 456	-14,0	-0,03	13,97	121752416	489245336	0		121	1300	50	121	1300	50
304	Ø 456	-14,0	-0,03	13,97	121749541	489253065	0		121	1300	50	121	1300	50
305	Ø 456	-14,0	-0,03	13,97	121750765	489253318	0		121	1300	50	121	1300	50
306	Ø 456	-14,0	-0,03	13,97	121747912	489260919	0		121	1300	50	121	1300	50
307	Ø 456	-14,0	-0,03	13,97	121749136	489261172	0		121	1300	50	121	1300	50
308	Ø 456	-14,0	-0,03	13,97	121749787	489263512	0		121	1300	50	121	1300	50
309	Ø 456	-14,0	-0,03	13,97	121750470	489263018	0		121	1300	50	121	1300	50
310	Ø 456	-14,0	-0,03	13,97	121785652	489204088	0		50	1300	50	50	1300	50
311	Ø 456	-14,0	-0,03	13,97	121786854	489203792	0		50	1300	50	50	1300	50
312	Ø 456	-14,0	-0,03	13,97	121786500	489204991	0		50	1300	50	50	1300	50
313	Ø 456	-14,0	-0,03	13,97	121783290	489212389	0		50	1300	50	50	1300	50
314	Ø 456	-14,0	-0,03	13,97	121784487	489212743	0		50	1300	50	50	1300	50
315	Ø 456	-14,0	-0,03	13,97	121781249	489219293	0		50	1300	50	50	1300	50
316	Ø 456	-14,0	-0,03	13,97	121782446	489219647	0		50	1300	50	50	1300	50
317	Ø 456	-14,0	-0,03	13,97	121794762	489206117	0		50	1300	50	50	1300	50
318	Ø 456	-14,0	-0,03	13,97	121794408	489207315	0		50	1300	50	50	1300	50
319	Ø 456	-14,0	-0,03	13,97	121791366	489236649	0		50	1300	50	50	1300	50
320	Ø 456	-14,0	-0,03	13,97	121791012	489237848	0		50	1300	50	50	1300	50
321	Ø 456	-14,0	-0,03	13,97	121803393	489208668	0		50	1300	50	50	1300	50
322	Ø 456	-14,0	-0,03	13,97	121803038	489209867	0		50	1300	50	50	1300	50
323	Ø 456	-14,0	-0,03	13,97	121800607	489216857	0		50	1300	50	50	1300	50
324	Ø 456	-14,0	-0,03	13,97	121800252	489218055	0		50	1300	50	50	1300	50
325	Ø 456	-14,0	-0,03	13,97	121796545	489238180	0		50	1300	50	50	1300	50
326	Ø 456	-14,0	-0,03	13,97	121796190	489239379	0		50	1300	50	50	1300	50
327	Ø 456	-14,0	-0,03	13,97	121796298	489253123	0		50	1300	50	50	1300	50
328	Ø 456	-14,0	-0,03	13,97	121795944	489254322	0		50	1300	50	50	1300	50
329	Ø 456	-14,0	-0,03	13,97	121811160	489211630	0		50	1300	50	50	1300	50
330	Ø 456	-14,0	-0,03	13,97	121812362	489211333	0		50	1300	50	50	1300	50
331	Ø 456	-14,0	-0,03	13,97	121812008	489212532	0		50	1300	50	50	1300	50
332	Ø 456	-14,0	-0,03	13,97	121810584	489221115	0		50	1300	50	50	1300	50
333	Ø 456	-14,0	-0,03	13,97	121811540	489220084	0		50	1300	50	50	1300	50
334	Ø 456	-14,0	-0,03	13,97	121811783	489221469	0		50	1300	50	50	1300	50
335	Ø 456	-14,0	-0,03	13,97	121807702	489230868	0		50	1300	50	50	1300	50
336	Ø 456	-14,0	-0,03	13,97	121808899	489231222	0		50	1300	50	50	1300	50
337	Ø 456	-14,0	-0,03	13,97	121805954	489238980	0		50	1300	50	50	1300	50

	Paalgegevens				Coordinaten [RD-stelsel]			code	Krachten t.p.v. paalkop			Krachten t.p.v. paalschacht		
Paal-nummer	Afmeting mm	Inheidiepte m. - N.A.P	Afhakniveau m. - N.A.P.	Netto paallg. in m.	X-coordinaat mm	Y-coordinaat mm	Z-coordinaat mm	BGA *	Md kNm	Pd max kN	Pd min kN	Md kNm	Pd max kN **	Pd min kN
338	Ø 456	-14,0	-0,03	13,97	121805048	489239841	0		50	1300	50	50	1300	50
339	Ø 456	-14,0	-0,03	13,97	121806246	489240195	0		50	1300	50	50	1300	50
340	Ø 456	-14,0	-0,03	13,97	121804130	489242951	0		50	1300	50	50	1300	50
341	Ø 456	-14,0	-0,03	13,97	121805327	489243305	0		50	1300	50	50	1300	50
342	Ø 456	-14,0	-0,03	13,97	121801068	489253308	0		50	1300	50	50	1300	50
343	Ø 456	-14,0	-0,03	13,97	121802265	489253662	0		50	1300	50	50	1300	50
344	Ø 456	-14,0	-0,03	13,97	121800047	489256760	0		50	1300	50	50	1300	50
345	Ø 456	-14,0	-0,03	13,97	121801244	489257114	0		50	1300	50	50	1300	50
346	Ø 456	-14,0	-0,03	13,97	121798299	489264872	0		50	1300	50	50	1300	50
347	Ø 456	-14,0	-0,03	13,97	121797393	489265733	0		50	1300	50	50	1300	50
348	Ø 456	-14,0	-0,03	13,97	121798592	489266087	0		50	1300	50	50	1300	50
349	Ø 456	-14,0	-0,03	13,97	121794434	489275748	0		50	1300	50	50	1300	50
350	Ø 456	-14,0	-0,03	13,97	121795631	489276102	0		50	1300	50	50	1300	50
351	Ø 456	-14,0	-0,03	13,97	121815476	489212240	0		50	1300	50	50	1300	50
352	Ø 456	-14,0	-0,03	13,97	121815121	489213439	0		50	1300	50	50	1300	50
353	Ø 456	-14,0	-0,03	13,97	121818817	489222241	0		50	1300	50	50	1300	50
354	Ø 456	-14,0	-0,03	13,97	121818463	489223439	0		50	1300	50	50	1300	50
355	Ø 456	-14,0	-0,03	13,97	121807590	489256462	0		50	1300	50	50	1300	50
356	Ø 456	-14,0	-0,03	13,97	121807236	489257660	0		50	1300	50	50	1300	50
357	Ø 456	-14,0	-0,03	13,97	121824869	489215018	0		50	1300	50	50	1300	50
358	Ø 456	-14,0	-0,03	13,97	121824515	489216216	0		50	1300	50	50	1300	50
359	Ø 456	-14,0	-0,03	13,97	121830570	489216703	0		50	1300	50	50	1300	50
360	Ø 456	-14,0	-0,03	13,97	121830216	489217902	0		50	1300	50	50	1300	50
361	Ø 456	-14,0	-0,03	13,97	121849286	489191840	0		50	1300	50	50	1300	50
362	Ø 456	-14,0	-0,03	13,97	121848931	489193039	0		50	1300	50	50	1300	50
363	Ø 456	-14,0	-0,03	13,97	121850147	489192747	0		50	1300	50	50	1300	50
364	Ø 456	-14,0	-0,03	13,97	121879836	489201514	0		50	1300	50	50	1300	50
365	Ø 456	-14,0	-0,03	13,97	121881051	489201222	0		50	1300	50	50	1300	50
366	Ø 456	-14,0	-0,03	13,97	121880697	489202421	0		50	1300	50	50	1300	50
367	Ø 456	-14,0	-0,03	13,97	121890250	489205126	0		50	1300	50	50	1300	50
368	Ø 456	-14,0	-0,03	13,97	121890903	489204060	0		50	1300	50	50	1300	50
369	Ø 456	-14,0	-0,03	13,97	121891500	489205158	0		50	1300	50	50	1300	50

- Bijbehorend excel bestand: palenstaat 16-06-06 Procesopstelling + Gassteeg.xls

Versie	Omschrijving	Naam	Datum
A	Definitief	[redacted]	16-06-06

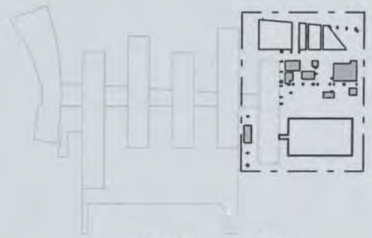

Situatie

Schaal 1:5000

Planoverzicht :

ARCADIS

Infrastructuur, gebouwen, milieu, communications

Gevers Deynootweg 93
Postbus 84319
2508 AH Den Haag
Tel 070 3583 583
Fax 070 3546 163
www.arcadis.nl

Opdrachtgever : Shell International Chemicals BV

Ontwerp : Arcadis Bouw & Vastgoed BV

Project : Shell NTC Amsterdam

Procesopstelling +Gassteeg

Onderwerp : GD 1/04 9 1 [redacted] 2004

CONSTRUCTIE AKKOORD

Palenstaat

[redacted]

Fase : Werkfase

Schaal	: -	Discipline	: Constructie
Bladformaat	: A3	Getekend	: [redacted]
Naam submap	:	Gecontroleerd	:
Bestandsnaam	: CW1000-1	Goedgekeurd	:
Plotschaal	: 1:1	Status	: Definitief

Projectnummer:	Tekeningnr.	: Type :	Versie :
140327.000256.155	CW1014-1	V	A

palenstaat

	Paalgegevens				Coordinaten [RD-stelsel]			code	Krachten t.p.v. paalkop			Krachten t.p.v. paalschacht		
Paal-nummer	Afmeting mm	Inheidiepte m. - N.A.P	Afhakniveau m. - N.A.P.	Netto paallg. in m.	X-coordinaat mm	Y-coordinaat mm	Z-coordinaat mm	BGA *	Md kNm	Pd max kN	Pd min kN	Md kNm	Pd max kN **	Pd min kN
400	Ø 356	-20,00	0,72	20,72	121793493	489210189	0		25	1300	300	25	1600	300
401	Ø 356	-20,00	0,72	20,72	121791654	489216426	0		25	1300	300	25	1600	300
402	Ø 356	-20,00	0,72	20,72	121789953	489222180	0		25	1300	300	25	1600	300
403	Ø 356	-20,00	0,72	20,72	121798772	489211749	0		25	1300	300	25	1600	300
404	Ø 356	-20,00	0,72	20,72	121796928	489217985	0		25	1300	300	25	1600	300
405	Ø 356	-20,00	0,72	20,72	121795227	489223739	0		25	1300	300	25	1600	300
406	n.v.t.	n.v.t.	n.v.t.	n.v.t.	n.v.t.	n.v.t.	n.v.t.		n.v.t.	n.v.t.	n.v.t.	n.v.t.	n.v.t.	n.v.t.
407	n.v.t.	n.v.t.	n.v.t.	n.v.t.	n.v.t.	n.v.t.	n.v.t.		n.v.t.	n.v.t.	n.v.t.	n.v.t.	n.v.t.	n.v.t.
408	Ø 356	-20,00	0,32	20,32	121776136	489267628	0		50	1300	-233	50	1600	-233
409	Ø 356	-20,00	0,32	20,32	121783384	489251769	0		50	1300	300	50	1600	300
410	Ø 356	-20,00	0,32	20,32	121782012	489256410	0		50	1300	-233	50	1600	-233
411	Ø 356	-20,00	0,32	20,32	121780594	489261206	0		50	1300	300	50	1600	300
412	Ø 356	-20,00	0,32	20,32	121779318	489265523	0		50	1300	-233	50	1600	-233
413	Ø 356	-20,00	0,32	20,32	121779034	489266482	0		50	1300	-233	50	1600	-233
414	Ø 356	-20,00	0,32	20,32	121777945	489270166	0		50	1300	-233	50	1600	-233
415	Ø 356	-20,00	0,32	20,32	121778283	489270787	0		50	1300	-233	50	1600	-233
416	Ø 356	-20,00	0,32	20,32	121788024	489253141	0		50	1300	-233	50	1600	-233
417	Ø 356	-20,00	0,32	20,32	121786793	489257302	0		50	1300	300	50	1600	300
418	Ø 356	-20,00	0,32	20,32	121786509	489258262	0		50	1300	300	50	1600	300
419	Ø 356	-20,00	0,32	20,32	121785233	489262577	0		50	1300	300	50	1600	300
420	Ø 356	-20,00	0,32	20,32	121783815	489267374	0		50	1300	300	50	1600	300
421	Ø 356	-20,00	0,32	20,32	121781959	489271874	0		50	1300	-233	50	1600	-233
422	Ø 356	-20,00	0,32	20,32	121782918	489272157	0		50	1300	-233	50	1600	-233
423	Ø 356	-20,00	0,32	20,32	121792820	489254559	0		50	1300	-233	50	1600	-233
424	Ø 356	-20,00	0,32	20,32	121791590	489258721	0		50	1300	300	50	1600	300
425	Ø 356	-20,00	0,32	20,32	121791305	489259681	0		50	1300	300	50	1600	300
426	Ø 356	-20,00	0,32	20,32	121790169	489263518	0		50	1300	300	50	1600	300
427	Ø 356	-20,00	0,32	20,32	121789886	489264477	0		50	1300	300	50	1600	300
428	Ø 356	-20,00	0,32	20,32	121788750	489268314	0		50	1300	-233	50	1600	-233
429	Ø 356	-20,00	0,32	20,32	121788467	489269273	0		50	1300	-233	50	1600	-233
430	Ø 356	-20,00	0,32	20,32	121786756	489273292	0		50	1300	-233	50	1600	-233
431	Ø 356	-20,00	0,32	20,32	121787715	489273575	0		50	1300	-233	50	1600	-233
432	Ø 356	-20,00	0,32	20,32	121797459	489255931	0		50	1300	300	50	1600	300
433	Ø 356	-20,00	0,32	20,32	121796087	489260574	0		50	1300	300	50	1600	300
434	Ø 356	-20,00	0,32	20,32	121794669	489265370	0		50	1300	300	50	1600	300
435	Ø 356	-20,00	0,32	20,32	121793251	489270167	0		50	1300	300	50	1600	300
436	Ø 356	-20,00	0,32	20,32	121791879	489274807	0		50	1300	-233	50	1600	-233
437	Ø 356	-20,00	0,52	20,52	121803558	489213012	0		25	1300	300	25	1600	300

	Paalgegevens				Coordinaten [RD-stelsel]			code	Krachten t.p.v. paalkop			Krachten t.p.v. paalschacht		
Paal-nummer	Afmeting mm	Inheidiepte m. - N.A.P	Afhakniveau m. - N.A.P.	Netto paallg. in m.	X-coordinaat mm	Y-coordinaat mm	Z-coordinaat mm	BGA *	Md kNm	Pd max kN	Pd min kN	Md kNm	Pd max kN **	Pd min kN
438	Ø 356	-20,00	0,52	20,52	121802424	489216848	0		25	1300	300	25	1600	300
439	Ø 356	-20,00	0,52	20,52	121801717	489219247	0		25	1300	300	25	1600	300
440	Ø 356	-20,00	0,52	20,52	121806914	489214005	0		25	1300	300	25	1600	300
441	Ø 356	-20,00	0,52	20,52	121805780	489217841	0		25	1300	300	25	1600	300
442	Ø 356	-20,00	0,52	20,52	121807296	489220896	0		25	1300	300	25	1600	300
443	Ø 356	-20,00	0,52	20,52	121810091	489214944	0		25	1300	300	25	1600	300
444	Ø 356	-20,00	0,52	20,52	121808957	489218780	0		25	1300	300	25	1600	300
445	Ø 356	-20,00	0,72	20,72	121798011	489227797	0		25	1300	300	25	1600	300
446	Ø 356	-20,00	0,72	20,72	121795462	489236419	0		25	1300	300	25	1600	300
447	Ø 356	-20,00	0,72	20,72	121803285	489229357	0		25	1300	300	25	1600	300
448	Ø 356	-20,00	0,72	20,72	121800734	489237987	0		25	1300	300	25	1600	300
449	Ø 356	-20,00	0,72	20,72	121810016	489251555	0		25	1300	300	25	1600	300
450	Ø 356	-20,00	0,72	20,72	121808032	489258266	0		25	1300	300	25	1600	300
451	Ø 356	-20,00	0,72	20,72	121813852	489252689	0		25	1300	300	25	1600	300
452	Ø 356	-20,00	0,72	20,72	121811868	489259400	0		25	1300	300	25	1600	300
453	Ø 356	-20,00	0,72	20,72	121800707	489271995	0		25	1300	300	25	1600	300
454	Ø 356	-20,00	0,72	20,72	121799292	489276787	0		25	1300	300	25	1600	300
455	Ø 356	-20,00	0,72	20,72	121804646	489273159	0		25	1300	300	25	1600	300
456	Ø 356	-20,00	0,72	20,72	121803223	489277950	0		25	1300	300	25	1600	300
457	Ø 356	-20,00	0,12	20,12	121787379	489232993	0		50	1300	-150	50	1600	-150
458	Ø 356	-20,00	0,12	20,12	121786528	489235870	0		50	1300	-150	50	1600	-150
459	Ø 356	-20,00	0,12	20,12	121785676	489238747	0		50	1300	-150	50	1600	-150
460	Ø 356	-20,00	0,12	20,12	121790256	489233844	0		50	1300	-150	50	1600	-150
461	Ø 356	-20,00	0,12	20,12	121789405	489236721	0		50	1300	-150	50	1600	-150
462	Ø 356	-20,00	0,12	20,12	121788553	489239597	0		50	1300	-150	50	1600	-150
500	Ø 356	-20,50	0,32	20,82	121858924	489192256	0		50	1300	300	50	1600	300
501	Ø 356	-20,50	0,32	20,82	121857252	489197914	0		50	1300	300	50	1600	300
502	Ø 356	-20,50	0,32	20,82	121863240	489193532	0		50	1300	300	50	1600	300
503	Ø 356	-20,50	0,32	20,82	121861567	489199190	0		50	1300	300	50	1600	300
504	Ø 356	-20,50	0,32	20,82	121867555	489194808	0		50	1300	300	50	1600	300
505	Ø 356	-20,50	0,32	20,82	121865882	489200466	0		50	1300	300	50	1600	300
506	Ø 356	-20,50	0,32	20,82	121871870	489196083	0		50	1300	300	50	1600	300
507	Ø 356	-20,50	0,32	20,82	121870198	489201741	0		50	1300	300	50	1600	300

Bijlagen 3: Berekeningen van de bovenbouw van het *"GTL gebouw"* opgesteld door Cumae B.V.

GO 1 / 0491 - 2004
CONSTRUCTIE AKKOORD
[redacted]
B5

Statische berekeningen aan de staalconstructie van de proeffabriek van Shell Global Solutions te Amsterdam

opdrachtgever : MOURIK

Project : Nieuwbouw proeffabriek
Projectnr. : 20051248.B

Auteur(s) : [redacted]
Gecontroleerd : [redacted]
Geautoriseerd* : [redacted]

Par. :
Par. :

Datum : 8 juni 2006
Status : VO
Revisie : 1

*Een document dat niet voor autorisatie geparafeerd is, mag slechts gebruikt worden als voorinformatie.

Arnhem, Rotterdam, Aruba

Bureaulid ONRI

Alle opdrachten worden aanvaard en uitgevoerd overeenkomstig de 'regeling van de verhouding tussen de opdrachtgever en adviserend ingenieursbureau' (RVOI).
Een exemplaar van deze leveringsvoorwaarden is op uw verzoek bij ons verkrijgbaar.

Gewichtsberekeningen aan de Proeffabriek van Shell Global Solutions t.b.v. bepaling van de Fundatie belastingen

opdrachtgever : MOURIK

Locatie van het rapport
Projectmap
Directory: I:\20051248.B\Rp\

Verificatieblad					
Titel	Statische berekening deel 1				
Identificatie	20051248.BRP00003.doc				
Status	VO				
Revisie	1				
Revisie datum	8-6-2006				
Tussenresultaat					
TR datum					
		Initialen	Paraaf	Datum	Controle niveau
Gemaakt	Rekenaar	[redacted]			2
Gecontroleerd	Controleur	[redacted]			1
Gecontroleerd	Controleur				
Gecontroleerd	Controleur				
Geautoriseerd	Projectleider	[redacted]			1
Geaccepteerd	Vertegenwoordiger opdrachtgever				

Controle niveau 1: controle op uitgangspunten, randvoorwaarden en resultaten
Controle niveau 2: als controle niveau 1 plus het stap voor stap doornemen van de berekeningen
Controle niveau 3: volledig onafhankelijke herberekening
Controle niveau 4: onafhankelijke externe beoordeling

INHOUDSOPGAVE

1	SAMENVATTING	5
2	REFERENTIES	5
2.1	Gebruikte tekeningen	5
2.2	Gebruikte normen	5
2.3	Methode van berekenen	5
3	ALGEMEEN	6
3.1	De volgende informatie kan niet aan de berekening worden ontleend	6
3.2	Materialen	6
3.3	Veiligheidsfactoren	6
3.4	Doorbuigingseisen	7
4	BELASTINGEN	8
4.1	Eigen gewicht van de constructie	8
4.1.1	Eigen gewicht staven	8
4.1.2	Eigen gewicht kanaalplaatvloeren	8
4.1.3	Eigen gewicht leuningen	8
4.1.4	eigen gewicht roosters	8
4.1.5	Eigen gewicht beplatingen	8
4.2	Veranderlijke belastingen	8
4.2.1	Veranderlijke belastingen op de bordessen	8
4.3	Veranderlijke belastingen volgens NEN 6702	9
4.4	Sneeuwbelastingen volgens NEN 6702	9
4.4.1	Sneeuwbelasting op het dak 22 m+	9
4.4.2	Sneeuwbelasting op het dak 7 m+	10
4.5	Windbelasting volgens NEN 6702	11
4.5.1	C_{dim}	11
4.5.2	C_{index}	11
4.5.3	C_{eq}: Drukvereffeningsfactor	11
4.5.4	VERGROTINGSFACTOR $\phi 1$ VOOR DYNAMISCHE INVLOEDEN	11
4.5.5	Stuwdruk	11
4.6	Belastingsgevallen	12
4.7	Belastingscombinaties	12
5	STEUNPUNTEN	12
6	GEOMETRIE	13
6.1	staalconstructie	13
6.2	Trappenhuis	13
6.3	Diagonalen	13
6.4	Profielen	13
7	UITVOER GEGEVENS VAN DE COMPUTER BEREKENING MODEL 2	14
7.1	Reacties	14
7.2	Toetsingsfactoren	14
7.3	THQ balken	14
7.4	Maximum staafkrachten	14
7.5	Maximum verplaatsingen	14
8	CONCLUSIES	14

9 BIJLAGEN 15
9.1 Computer berekening deel 1 15
9.2 Computer berekening deel 2 15



1 SAMENVATTING

In onderstaande berekening zijn de gewichten berekend t.b.v. de fundatie belastingen.

2 REFERENTIES

2.1 Gebruikte tekeningen

Zie tekening nummer: A0-04B020 TA100 revisie: 0
Omschrijving: Bouwaanvraag. Plattegronden, gevels en doorsnede.

2.2 Gebruikte normen

NEN 6702	Belastingen en vervormingen	TGB 1990
NEN 6770	Staalconstructies	TGB 1990 Basis eisen
NEN 6771	Staalconstructies	TGB 1990 Stabiliteit
NEN 6772	Staalconstructies	TGB 1990 Verbindingen

NVN-ENV 1993-1-1: Eurocode 3: Deel 1-1: Ontwerp en berekening van staalconstructies. Algemene regels en regels voor gebouwen
NVN-ENV 1993-1-1/A2: Eurocode 3: Deel 1-1: Wijzigingsblad
NAD-NVN-ENV 1993-1-1: Richtlijnen voor het gebruik van NVN-ENV 1993-1-1 Eurocode 3.

2.3 Methode van berekenen

Voor berekening is gekozen voor het eindige elementenpakket: STAAD.Pro for Windows Release 2004. Toetsingen volgens van de staven volgens Eurocode 3 (Staal).

3 ALGEMEEN

3.1 De volgende informatie kan niet aan de berekening worden ontleend

- Berekening en controle van de fundatie.

3.2 Materialen

Staalconstructie
Kwaliteit: S 235 JRG2 volgens NEN 6770-9.1.2:tabel 2:

Voor t<	=	40	mm
fy;rep	=	235	N/mm^2
ft;rep	=	360	N/mm^2
Erep	=	210000	N/mm^2
Grep	=	81000	N/mm^2

THQ balken
Kwaliteit: S 355 JRG2 volgens NEN 6770-9.1.2:tabel 2:

Voor t<	=	40	mm
fy;rep	=	355	N/mm^2
ft;rep	=	510	N/mm^2
Erep	=	210000	N/mm^2
Grep	=	81000	N/mm^2

Bouten
Kwaliteit: 8.8 volgens NEN 6770-9.2.2:tabel 4:

fy;b;rep	=	640	N/mm^2
ft;b;rep	=	800	N/mm^2

3.3 Veiligheidsfactoren

Zie NEN 6702:

Veiligheidsklasse 3	$\gamma f;q$	=	1.5
	$\gamma f;g$	=	1.2 (Normaal)
	$\gamma f;g$	=	0.9 (Ongunstig)
	$\gamma f;g$	=	1.35

Referentieperiode: 50 jaar

3.4 Doorbuigingseisen

Zie ook NEN 6702:10.2: Eisen m.b.t. bijkomende doorbuiging

Vloeren:

$u_{bij} <= 0.003*I_{rep}$

Vloeren die scheidingswanden dragen: $u_{bij} <= 0.002*I_{rep}$

Daken: $u_{bij} <= 0.004*I_{rep}$

Zie ook NEN 6702:10.3: Eisen m.b.t. doorbuiging in de eindtoestand

Totale horizontale doorbuiging van gebouwen met 1 bouwlaag:

Voor gebouwen: $u_h <= h/300$

Totale horizontale doorbuiging van gebouwen met meer dan 1 bouwlaag:

Voor gebouwen: $u_h <= h/500$

Zie ook NEN 6702:10.4: Eisen m.b.t. doorbuiging in de eindtoestand

Vloeren: $u_{bij} <= 0.004*I_{rep}$

Daken: $u_{bij} <= 0.004*I_{rep}$

4 BELASTINGEN

Keuze van de belastingen volgens NEN 6702.

4.1 Eigen gewicht van de constructie

4.1.1 EIGEN GEWICHT STAVEN

Het gewicht van de staven wordt in het computerprogramma berekend aan de hand van het opgegeven staafoppervlak en de soortelijke massa.

4.1.2 EIGEN GEWICHT KANAALPLAATVLOEREN

Zie ook bijlage 1:

Gewicht inclusief voegvulling:	3.03	kN/m^2
Afwerking 50 mm:	1.20	kN/m^2
Totaal:	4.23	kN/m^2

4.1.3 EIGEN GEWICHT LEUNINGEN

Gewicht van de leuningen: q1= 0.35 kN/m^1

4.1.4 EIGEN GEWICHT ROOSTERS

Gewicht van de roosters: q1= 0.40 kN/m^1

4.1.5 EIGEN GEWICHT BEPLATINGEN

Dakbeplating :	0.30 kN/m^2
Wandbeplating:	0.30 kN/m^2

4.2 Veranderlijke belastingen

4.2.1 VERANDERLIJKE BELASTINGEN OP DE BORDESSEN

4.3 Veranderlijke belastingen volgens NEN 6702

Zie Tabel C.3: Categorie e): vloeren e.d.:

Extreem	P_{rep}	5.0	KN/m^2
Momentaan	ψ	0.8	-
Geconcentreerd	F_{rep}	10	kN

Zie Tabel C.3: Categorie daken:

Extreem	P_{rep}	1.0	KN/m^2
Momentaan	ψ	0	-
Geconcentreerd	F_{rep}	1.5	kN

4.4 Sneeuwbelastingen volgens NEN 6702

4.4.1 SNEEUWBELASTING OP HET DAK 22 M+

Prep = Ci*Psn;rep , hierin zijn:
Psn;rep = 0.7 kN/m^2
Momentaan factor: ψ= 0

Zie NEN 6702: Bijlage B: a) voor platte daken en eenzijdig hellende daken:
$0° < \alpha <= 30°$ --> C1 = 0.8
Prep = 0.8*0.7 = 0.56 kN/m^2

Zie NEN 6702: Bijlage B: f) Sneeuwlast bij obstakels: (Dakrand)
h = 1.0 m
C1 = 0.8
C2 = $\gamma_{sn;rep}$*h/$P_{sn;rep}$
= 2.0*1.0/0.7
= 2.86 ------> C2= 2.0

Lengte van de opeenhoping: l= 2*1.0= 2.0
Prep = 2.0*0.7 = 1.40 kN/m^2

4.4.2 SNEEUWBELASTING OP HET DAK 7 M+

Dak zijde:
Zie ook NEN 6702:Bijlage B: h) Sneeuwlast door afglijden en opwaaien

h1	=	(23-8)= 15 m
α	=	0° ----> G_g= 0
l_1	=	5 m l_2= 10 m
C_w	=	$(l_1+l_2)/(2*h)$= (5+15)/(2*15)= 0.67
		<= $\gamma_{snep}*h/P_{sn;rep}$= 2.0*15/0.7= 42.9
Neem:		C_w = 0.8
C_1	=	0.8
C_2	=	0.8+0.8 = 1.6
Prep	=	1.6*0.7 = 1.12 kN/m^2

Balustrade zijde:
Zie ook NEN 6702:Bijlage B: h) Sneeuwlast door afglijden en opwaaien

h3	=	1 m
α	=	0° ----> G_g= 0
l_3	=	0.4 m l_2= 5 m
C_w	=	$(l_2+l_3)/(2*h3)$= (5+0.4)/(2*1)= 2.7
		<= $\gamma_{snep}*h/P_{sn;rep}$= 2.0*1/0.7= 2.85
Neem:		C_w = 2.7
C_1	=	0.8
C_2	=	2.7+0.8 = 3.5
Prep	=	3.5*0.7 = 2.45 kN/m^2

4.5 Windbelasting volgens NEN 6702

Gebouwafmetingen:

Lengte	20	m
Breedte	15	m
Hoogte	23	m

Windbelasting op het gebouw: $p_{rep} = C_{dim} * C_{index} * C_{eq} * \phi_1 * p_w$
hierin zijn:

4.5.1 C_{DIM}

Zie NEN 6702: Tabel 11: voor h = 23 m en b = 15 m: $C_{dim} = 0.92$

4.5.2 C_{INDEX}

Wind over of onderdruk
C_{pi}= + of -0.3

Windwrijving: $C_f = 0.04$

4.5.3 C_{EQ}: DRUKVEREFFENINGSFACTOR

Zie NEN 6702: Voor de factor C_{eq} wordt 1.0 aangehouden.

4.5.4 VERGROTINGSFACTOR ϕ1 VOOR DYNAMISCHE INVLOEDEN

Zie ook bijlage 1-1:
Maximum verplaatsing voor gehele gebouw: $\delta = 0.031$ m
Zie berekening: $\phi 1 = 1.01$

4.5.5 STUWDRUK

Zie Bijlage A : Gebied II
Zie tabel 10 : onbebouwd
Stuwdruk voor h= 23 m : $p_{w1} = 1.15$ kN/m^2

4.6 Belastingsgevallen

Belastingsgeval 1 – eigen gewicht
Belastingsgeval 2 – veranderlijke belasting
Belastingsgeval 3 – sneeuwbelasting
Belastingsgeval 4 – windbelasting +x
Belastingsgeval 5 – windbelasting -x
Belastingsgeval 6 – windbelasting +z
Belastingsgeval 7 – windbelasting -z
Belastingsgeval 8 – windonderdruk

Voor een isometrisch overzicht van de belastingsgevallen 1 t/m 8 wordt verwezen naar sheet no: 75 t/m 82 van computer berekening deel 1.
Voor de getalweergave van de belastingsgevallen 1 t/m 8 wordt verwezen naar page no: 5 t/m 9 van computer berekening deel 2.

4.7 Belastingscombinaties

Voor een overzicht van de belastingscombinaties 9 t/m 41 wordt verwezen naar sheet no: 4 t/m 6 van computer berekening deel 1 en naar page no: 9 t/m 10 van computer berekening deel 2.
De combinaties 9 t/m 22 zijn combinaties volgens de GGT.
De combinaties 23 t/m 37 zijn combinaties volgens de UGT.
De combinaties 38 t/m 41 zijn combinaties volgens de GGT t.b.v. de bepaling van de maximum trekbelasting op de steunpunten.

5 STEUNPUNTEN

Steunpunten zijn aanwezig t.p.v. de onderzijde van de kolommen op 0 m+.
Voor een overzicht van de knoopnummers van de steunpunten wordt verwezen naar sheet no: 83 van computer berekening deel 1.

6 GEOMETRIE

6.1 staalconstructie

De staalconstructie bestaat uit een vierzijdig geschoorde constructie.
Het portaal in rij D, zie ook sheet no: 10 van computer berekening deel 1, is ongeschoord maar ontleent zijn stabiliteit uit de koppeling aan het dakvlak op 7 m+.

6.2 Trappenhuis

Het trappenhuis, zie ook sheet no: 71 t/m 74 van computer berekening deel 1, heeft afsteuningen naar het portaal in rij 5 t.p.v. de tussenbordessen.
Het trappenhuisportaal t.p.v. rij 4 echter is alleen afgesteund aan de bovenzijde op niveau 22 m+ en t.p.v. de kolomvoeten op 0 m+. Daarom heeft dit portaal een stabiliteitsverband nodig over de volle hoogte. Reden hiervan is dat de verplaatsingen van de hoofdkolommen in rij 4 onder invloed van de windbelastingen het trappenhuisportaal in rij 4 teveel zouden beïnvloeden. Bovendien geeft dit een eenvoudiger bevestiging van de wandbeplatingen.

6.3 Diagonalen

De diagonalen in het computer model zijn gemodelleerd als enkelvoudige staven. Met uitzondering van de diagonalen in de horizontale vlakken van het trappenhuis dienen echter alle diagonalen dubbel te worden uitgevoerd als een kruisverband.

6.4 Profielen

Voor een overzicht van de toegepaste profielen wordt verwezen naar sheet no: 2 van computer berekening deel 1, ("referenties") en naar de plot diagrammen sheet no: 11 t/m 74.
Toelichting: Alle profielen voldoen. Echter, de koppelbalken IPE-400 evenwijdig aan as A, staaf no: 284, 286, 337 en 287, zie computer berekening deel 1 sheet 67 en 69, kunnen lichter worden uitgevoerd, t.w.: een HE-140A.

the scale towards document

7 UITVOER GEGEVENS VAN DE COMPUTER BEREKENING MODEL 2

7.1 Reacties

Voor een overzicht van de maximum reacties wordt verwezen naar sheet no: 6 van computer berekening deel 1.
Voor een overzicht van de reacties volgens de GGT wordt verwezen naar page no: 11 t/m 18 van computer berekening deel 2.
Voor een overzicht van de reacties volgens de UGT wordt verwezen naar page no: 19 t/m 27 van computer berekening deel 2.
Voor een overzicht van de reacties volgens de UGT t.b.v. de trekbelasting wordt verwezen naar page no: 28 t/m 29 van computer berekening deel 2.

7.2 Toetsingsfactoren

Voor een overzicht van de toetsingsfactoren wordt verwezen naar page no: 30 t/m 65 van computer berekening deel 2.

7.3 THQ balken

In de toetsingsfactoren zijn de THQ balken niet meegenomen, zie ook staaf 123, 146, 151, 288, 289 en 290.
Materiaal THQ balk: S 355.
Maximum moment: $M_{y;s;d}$ = 197.46 kNm.
Zie ook bijlage 4: $W_{y;el}$ = 88938993/115.74 = 768437 mm^3
$M_{y;u;d}$ = 768437*355/1000000 = 272.8 kNm
Toetsing: 197.46/272.8 = 0.73 → < 1, voldoet.
Doorbuiging: f max = 5*((4.23+5)*5m)*5000^4/(384*210000*88938993) = 20.1 mm = 1/248*l → Voldoet.

7.4 Maximum staafkrachten

Voor een overzicht van de maximum staafkrachten wordt verwezen naar page no: 66 t/m 114 van computer berekening deel 2.

7.5 Maximum verplaatsingen

Voor een overzicht van de maximum verplaatsingen op 23 m+ wordt verwezen naar page no: 551 t/m 552 van computer berekening deel 2.

8 CONCLUSIES

Alle staven voldoen aan de toetsingsfactoren.
Alle verplaatsingen voldoen aan de gestelde eisen.

9 BIJLAGEN

Bijlage 1	Berekening dynamische vergrotingsfactor
Bijlage 2	Gegevens kanaalplaat vloer. (Voorlopig)
Bijlage 3	Gegevens gevelbeplating. (Voorlopig)
Bijlage 4	Gegevens THQ profiel

9.1 Computer berekening deel 1

Zie de volgende bijlagen:

Sheet No	1 t/m 6	-	Invoergegevens
Sheet No	6	-	Maximum verplaatsingen
Sheet No	6	-	Maximum Reacties
Sheet No	7 t/m 92	-	Plot diagrammen

9.2 Computer berekening deel 2

Zie de volgende bijlagen:

PAGE NO.	1 t/m 10	-	Invoergegevens
PAGE NO.	11 t/m 18	-	Reacties GGT
PAGE NO.	19 t/m 27	-	Reacties UGT
PAGE NO.	28 t/m 29	-	Reacties UGT tbv maximum trek
PAGE NO.	30 t/m 65	-	Toetsingsfactoren
PAGE NO.	66 t/m 114	-	Maximum staafkrachten
PAGE NO.	551 t/m 552	-	Verplaatsingen op 23 m+.

the scale towards document

9. Bijlage 1

Berekening dynamische vergrotingsfactor	9-6-2006	blad no: 1

1.0 Onderwerp

Berekening vergrotingsfactor $\phi 1$ bij windbelasting evenwijdig aan de windrichting volgens NEN 6702:A.4

2.0 Invoergegevens

Bouwwerkhoogte	[m]	$h := 23$
Gemiddelde breedte bouwwerk	[m]	$b := 10$
Dempingsmaat staal	[-]	$D := 0.01$
Uitbuiging in t.g.v. e.g. + v.b.	[m]	$\delta := 0.031$
Zie NEN 6702: figuur 35:	[m/s^2]	$a := 0.384$

3.0 Berekening

Eigenfrequentie: $fe := \sqrt{\frac{a}{\delta}}$ $fe = 3.52$

Variabele: $B := \frac{1}{0.94 + 0.021 \cdot h^{\frac{2}{3}} + 0.029 \cdot b^{\frac{2}{3}}}$ $B = 0.804$

Variabele: $E := \frac{0.0394 \cdot fe^{-\frac{2}{3}}}{D \cdot (1 + 0.1 \cdot fe \cdot h) \cdot (1 + 0.16 \cdot fe \cdot b)}$ $E = 0.028$

Turbulentie-intensiteit: $Ih := \frac{1}{\ln\left(\frac{h}{0.2}\right)}$ $Ih = 0.211$

Vergrotingsfactor: $\phi 1 := \frac{1 + 7 \cdot Ih \cdot \sqrt{B + E}}{1 + 7 \cdot Ih \cdot \sqrt{B}}$ $\boxed{\phi 1 = 1.01}$

I:\20051248.B\Mathcad\	Winddyn1.xmcd	Bijlage no: 1 - 1

Kanaalplaatvloer 200



Plaatvloeren zijn vrijdragende voorgespannen systeemvloeren voor toepassing in woning- en utiliteitsbouw. Ook geschikt voor toepassing in bijzondere projecten. Geen montagejukken en geen bekisting nodig. De onderzijde van de platen is glad en geschikt voor bijvoorbeeld spuitwerk.

Gewicht inclusief voegvulling	303 kg/m2
Milieuklasse	1 of 2
Brandwerendheid	60 - 120 minuten
Maximum plaatlengte	
- utiliteitsbouw	10,00 m
- woningbouw	
- verdiepingsvloer	7,60 m
- dakvloer	9,00 m
Pasplaatbreedte	300 + n x 150 mm
Voegvulling	7,3 l/m
Sterkteklasse	B55
Betondoorsnede	144623 mm2
Zwaartepunt betondoorsnede	99,3 mm
Traagheidsmoment	680,0 x 10^6 mm4
Oppervlakte-beoordelingsklasse	IB (element)
Oppervlakte bovenzijde	normaal/ruw
Betonpuingranulaat	20% op aanvraag

Draagvermogen

utiliteitsbouw

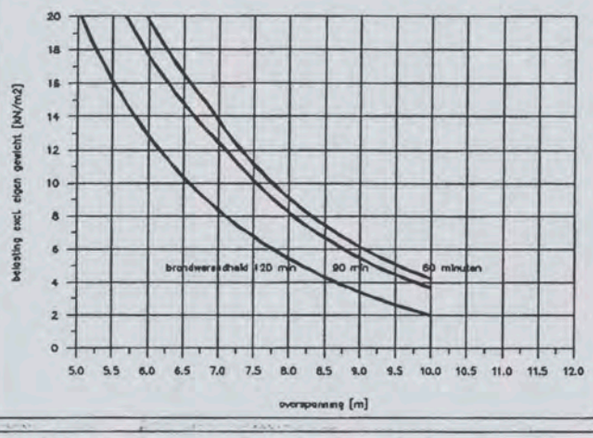

woningbouw

bouwnivo	trapgat	max.dagmaat [m]
dakvloer	geen	7,40
verdieping	1,20 x 2,80	7,40
verdieping	2,40 x 1,50	7,40
verdieping	3,60 x 1,00	6,40

Kanaalplaatvloeren

Een verdiepingsvloer met 'kanalen' voor de woning- en utiliteitsbouw, waardoor een gewichtsbesparing van 40% ten opzichte van een massieve vloer wordt bereikt. Voor het maken van trapgaten heeft VBI een verholen raveelijzer ontwikkeld. Dit steekt niet langer ontsierend door in de naastliggende ruimte. Voor de woningbouw zijn er ook eindplaten met een rechte zijkant, zodat er direct opgemetseld kan worden. Met de voorgespannen kanaalplaatvloer kan een veel grotere overspanning worden gerealiseerd dan bij traditioneel gewapend beton.







BIJLAGE 2

VBI

KS1000 RW Gevel

overspanning in mm

Kingspan

Paneeldikte	Kleurgroep		Windgebied	I				II				III			
			Omgeving	Onbebouwd		Bebouwd		Onbebouwd		Bebouwd		Onbebouwd		Bebouwd	
			Veiligheidsklasse	2	3	2	3	2	3	2	3	2	3	2	3
40/75		1		3500	3350	4050	3900	3700	3550	4300	4100	3950	3750	4500	4300
		2		3350	3200	3800	3700	3550	3400	3950	3850	3750	3600	4050	3950
		3		3050	2950	3300	3200	3150	3100	3400	3350	3250	3150	3500	3400
50/85		1		3900	3700	4550	4350	4250	3950	4800	4600	4400	4200	5100	4800
		2		3750	3600	4300	4150	3950	3800	4500	4350	4200	4050	4600	4500
		3		3400	3300	3750	3650	3550	3450	3850	3800	3700	3600	3950	3850
60/95		1		4300	4100	5050	4800	4600	4350	5300	5100	4900	4650	5600	5300
		2		4150	3950	4800	4600	4400	4200	5000	4850	4700	4500	5200	5000
		3		3800	3700	4200	4100	3950	3850	4350	4250	4150	4000	4450	4350
70/105		1		4650	4350	5550	5300	5000	4700	5800	5600	5350	5200	6100	5850
		2		4550	4300	5250	5050	4800	4600	5350	5300	5150	4950	5500	5350
		3		4200	4050	4650	4500	4350	4250	4800	4700	4550	4450	4900	4800
80/115		1		4800	4450	6200	5600	5200	4850	6600	6400	5800	5350	6800	6600
		2		4800	4450	5800	5500	5200	4850	6000	5800	5600	5300	6150	6100
		3		4600	4450	5100	4950	4800	4650	5250	5150	5000	4850	5400	5250
100/135		1		5000	4650	6150	5800	5400	5200	6800	6400	6000	5600	7400	6800
		2		5000	4650	5800	5800	5400	5200	6800	6400	6000	5600	7400	6800
		3		5000	4650	5750	5800	5400	5200	6150	6000	5850	5600	6350	6200

Berekeningen volgens ECCS No 115-2001. Max. doorbuiging druk L/150, zuiging L/150.
Alle aangegeven overspanningen in mm.

BIJLAGE 3

http://www.kingspan.nl/images/illustr_web/rwwand%20enkel.gif

7-6-2006

---------- REGIONS ----------

Area: 10600.0000
Perimeter: 1964.0000
Bounding box: X: -200.0000 -- 200.0000
Y: -96.2642 -- 115.7358
Centroid: X: 0.0000
Y: 0.0000
Moments of inertia: X: 88938993.7107
Y: 94448333.3333
Product of inertia: XY: 0.0000
Radii of gyration: X: 91.5995
Y: 94.3940
Principal moments and X-Y directions about centroid:
I: 88938993.7107 along [1.0000 0.0000]
J: 94448333.3333 along [0.0000 1.0000]

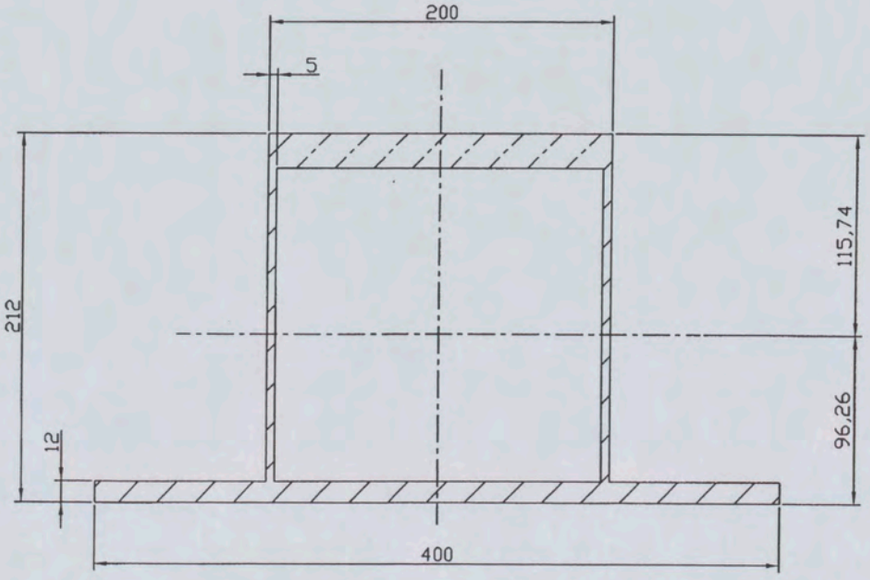

THQ 200x5-190x20-400x12

BIJLAGE 4

9.1 Compater berekening deel 1

MOURIK B.V. **Model 2 - datum: 8-6-2006** Software licensed to Cumae B.V.		Job No **20051248.B**	Sheet No **1**	Rev
		Part STAALCONSTRUCTIE PROEFFABRIEK		
Job Title SHELL GLOBAL SOLUTIONS		Ref 04B020		
		By [redacted] Date 01-Jun-06 Chd [redacted]		
Client MOURIK		File Model 2.std	Date/Time 08-Jun-2006 14:57	

Job Information

	Engineer	Checked	Approved
Name:	[redacted]	[redacted]	[redacted]
Date:	01-Jun-06		

Structure Type	SPACE FRAME

Number of Nodes	285	Highest Node	285
Number of Elements	527	Highest Beam	527

Number of Basic Load Cases	8
Number of Combination Load Cases	33

Included in this printout are data for:

All	The Whole Structure

Included in this printout are results for load cases:

Type	L/C	Name
Primary	1	EIGEN GEWICHT
Primary	2	VERANDERLIJKE BELASTINGEN
Primary	3	SNEEUWBELASTING
Primary	4	WINDBELASTING +X
Primary	5	WINDBELASTING -X
Primary	6	WINDBELASTING +Z
Primary	7	WINDBELASTING -Z
Primary	8	WINDONDERDRUK
Combination	9	
Combination	10	
Combination	11	
Combination	12	
Combination	13	
Combination	14	
Combination	15	
Combination	16	
Combination	17	
Combination	18	
Combination	19	
Combination	20	
Combination	21	
Combination	22	
Combination	23	
Combination	24	
Combination	25	
Combination	26	
Combination	27	
Combination	28	
Combination	29	
Combination	30	
Combination	31	
Combination	32	

the scale towards document

Job Information Cont...

Type	L/C	Name
Combination	33	
Combination	34	
Combination	35	
Combination	36	
Combination	37	
Combination	38	
Combination	39	
Combination	40	
Combination	41	

Section Properties

Prop	Section	Area (cm^2)	I_{yy} (cm^4)	I_{zz} (cm^4)	J (cm^4)	Material
1	HE120A	25.300	231.000	606.000	4.538	STEEL
2	HE140A	31.400	389.000	1.03E 3	6.422	STEEL
3	HE140B	43.000	550.000	1.51E 3	17.591	STEEL
4	HE160A	38.800	616.000	1.67E 3	8.806	STEEL
5	UPN160	24.000	85.300	925.000	7.119	STEEL
6	HE180A	45.300	925.000	2.51E 3	11.451	STEEL
7	HE180B	65.300	1.36E 3	3.83E 3	36.326	STEEL
8	UPN200	32.200	148.000	1.91E 3	11.463	STEEL
9	HE200A	53.800	1.34E 3	3.69E 3	14.981	STEEL
10	UPN240	42.300	248.000	3.6E 3	18.937	STEEL
11	IPE300	53.800	604.000	8.36E 3	15.702	STEEL
12	HE500B	239.000	12.6E 3	107E 3	487.005	STEEL
13	IPE400	84.500	1.32E 3	23.1E 3	37.719	STEEL
14	L90X90X9	15.500	187.305	48.907	4.265	STEEL
15	L100X100X10	19.200	284.972	75.071	6.500	STEEL
16	IPE300	53.800	604.000	8.36E 3	15.702	STEEL
17	Prismatic General	106.000	8.89E 3	9.44E 3	0.006	STEEL
18	L50X50X5	4.800	17.811	4.692	0.406	STEEL
19	L60X60X6	6.910	36.938	9.723	0.842	STEEL
20	L110X110X10	21.200	384.841	100.600	7.167	STEEL
21	TUB1201208	35.500	738.000	738.000	1.12E 3	STEEL

Materials

Mat	Name	E (kN/mm^2)	v	Density (kg/m^3)	α (1/°K)
1	STEEL	205.000	0.300	7.83E 3	12E -6
2	ALUMINUM	68.948	0.330	2.71E 3	23E -6
3	CONCRETE	21.718	0.170	2.4E 3	10E -6

Supports

Node	X (kN/mm)	Y (kN/mm)	Z (kN/mm)	rX (kN-m/deg)	rY (kN-m/deg)	rZ (kN-m/deg)
11	Fixed	Fixed	Fixed	-	-	-
15	Fixed	Fixed	Fixed	-	-	-
17	Fixed	Fixed	Fixed	-	-	-
19	Fixed	Fixed	Fixed	-	-	-
20	Fixed	Fixed	Fixed	-	-	-
34	Fixed	Fixed	Fixed	-	-	-
47	Fixed	Fixed	Fixed	-	-	-
49	Fixed	Fixed	Fixed	-	-	-
51	Fixed	Fixed	Fixed	-	-	-
52	Fixed	Fixed	Fixed	-	-	-
55	Fixed	Fixed	Fixed	-	-	-
59	Fixed	Fixed	Fixed	-	-	-
90	Fixed	Fixed	Fixed	-	-	-
91	Fixed	Fixed	Fixed	-	-	-
92	Fixed	Fixed	Fixed	-	-	-
94	Fixed	Fixed	Fixed	-	-	-
99	Fixed	Fixed	Fixed	-	-	-
106	Fixed	Fixed	Fixed	-	-	-
135	Fixed	Fixed	Fixed	Fixed	-	-
160	Fixed	Fixed	Fixed	Fixed	-	-
203	Fixed	Fixed	Fixed	Fixed	-	-
204	Fixed	Fixed	Fixed	Fixed	-	-
205	Fixed	Fixed	Fixed	Fixed	-	-
206	Fixed	Fixed	Fixed	Fixed	-	-

Basic Load Cases

Number	Name
1	EIGEN GEWICHT
2	VERANDERLIJKE BELASTINGEN
3	SNEEUWBELASTING
4	WINDBELASTING +X
5	WINDBELASTING -X
6	WINDBELASTING +Z
7	WINDBELASTING -Z
8	WINDONDERDRUK

the scale towards document

Combination Load Cases

Comb.	Combination L/C Name	Primary	Primary L/C Name	Factor
9		1	EIGEN GEWICHT	1.00
		2	VERANDERLIJKE BELASTINGEN	1.00
10		1	EIGEN GEWICHT	1.00
		2	VERANDERLIJKE BELASTINGEN	0.80
		3	SNEEUWBELASTING	1.00
11		1	EIGEN GEWICHT	1.00
		2	VERANDERLIJKE BELASTINGEN	0.80
		4	WINDBELASTING +X	1.00
12		1	EIGEN GEWICHT	1.00
		2	VERANDERLIJKE BELASTINGEN	0.80
		5	WINDBELASTING -X	1.00
13		1	EIGEN GEWICHT	1.00
		2	VERANDERLIJKE BELASTINGEN	0.80
		6	WINDBELASTING +Z	1.00
14		1	EIGEN GEWICHT	1.00
		2	VERANDERLIJKE BELASTINGEN	0.80
		7	WINDBELASTING -Z	1.00
15		1	EIGEN GEWICHT	1.00
		2	VERANDERLIJKE BELASTINGEN	0.80
		4	WINDBELASTING +X	1.00
		8	WINDONDERDRUK	1.00
16		1	EIGEN GEWICHT	1.00
		2	VERANDERLIJKE BELASTINGEN	0.80
		5	WINDBELASTING -X	1.00
		8	WINDONDERDRUK	1.00
17		1	EIGEN GEWICHT	1.00
		2	VERANDERLIJKE BELASTINGEN	0.80
		6	WINDBELASTING +Z	1.00
		8	WINDONDERDRUK	1.00
18		1	EIGEN GEWICHT	1.00
		2	VERANDERLIJKE BELASTINGEN	0.80
		7	WINDBELASTING -Z	1.00
		8	WINDONDERDRUK	1.00
19		1	EIGEN GEWICHT	1.00
		2	VERANDERLIJKE BELASTINGEN	0.80
		4	WINDBELASTING +X	1.00
		8	WINDONDERDRUK	-1.00
20		1	EIGEN GEWICHT	1.00
		2	VERANDERLIJKE BELASTINGEN	0.80
		5	WINDBELASTING -X	1.00
		8	WINDONDERDRUK	-1.00
21		1	EIGEN GEWICHT	1.00
		2	VERANDERLIJKE BELASTINGEN	0.80
		6	WINDBELASTING +Z	1.00
		8	WINDONDERDRUK	-1.00
22		1	EIGEN GEWICHT	1.00
		2	VERANDERLIJKE BELASTINGEN	0.80
		7	WINDBELASTING -Z	1.00
		8	WINDONDERDRUK	-1.00

the scale towards document

Combination Load Cases Cont...

Comb.	Combination L/C Name	Primary	Primary L/C Name	Factor
23		1	EIGEN GEWICHT	1.35
24		1	EIGEN GEWICHT	1.20
		2	VERANDERLIJKE BELASTINGEN	1.50
25		1	EIGEN GEWICHT	1.20
		2	VERANDERLIJKE BELASTINGEN	1.20
		3	SNEEUWBELASTING	1.50
26		1	EIGEN GEWICHT	1.20
		2	VERANDERLIJKE BELASTINGEN	1.20
		4	WINDBELASTING +X	1.50
27		1	EIGEN GEWICHT	1.20
		2	VERANDERLIJKE BELASTINGEN	1.20
		5	WINDBELASTING -X	1.50
28		1	EIGEN GEWICHT	1.20
		2	VERANDERLIJKE BELASTINGEN	1.20
		6	WINDBELASTING +Z	1.50
29		1	EIGEN GEWICHT	1.20
		2	VERANDERLIJKE BELASTINGEN	1.20
		7	WINDBELASTING -Z	1.50
30		1	EIGEN GEWICHT	1.20
		2	VERANDERLIJKE BELASTINGEN	1.20
		4	WINDBELASTING +X	1.50
		8	WINDONDERDRUK	1.50
31		1	EIGEN GEWICHT	1.20
		2	VERANDERLIJKE BELASTINGEN	1.20
		5	WINDBELASTING -X	1.50
		8	WINDONDERDRUK	1.50
32		1	EIGEN GEWICHT	1.20
		2	VERANDERLIJKE BELASTINGEN	1.20
		6	WINDBELASTING +Z	1.50
		8	WINDONDERDRUK	1.50
33		1	EIGEN GEWICHT	1.20
		2	VERANDERLIJKE BELASTINGEN	1.20
		7	WINDBELASTING -Z	1.50
		8	WINDONDERDRUK	1.50
34		1	EIGEN GEWICHT	1.20
		2	VERANDERLIJKE BELASTINGEN	1.20
		4	WINDBELASTING +X	1.50
		8	WINDONDERDRUK	-1.50
35		1	EIGEN GEWICHT	1.20
		2	VERANDERLIJKE BELASTINGEN	1.20
		5	WINDBELASTING -X	1.50
		8	WINDONDERDRUK	-1.50
36		1	EIGEN GEWICHT	1.20
		2	VERANDERLIJKE BELASTINGEN	1.20
		6	WINDBELASTING +Z	1.50
		8	WINDONDERDRUK	-1.50
37		1	EIGEN GEWICHT	1.20
		2	VERANDERLIJKE BELASTINGEN	1.20
		7	WINDBELASTING -Z	1.50



Combination Load Cases Cont...

Comb.	Combination L/C Name	Primary	Primary L/C Name	Factor
		8	WINDONDERDRUK	-1.50
38		1	EIGEN GEWICHT	0.90
		4	WINDBELASTING +X	1.50
		8	WINDONDERDRUK	1.50
39		1	EIGEN GEWICHT	0.90
		5	WINDBELASTING -X	1.50
		8	WINDONDERDRUK	1.50
40		1	EIGEN GEWICHT	0.90
		6	WINDBELASTING +Z	1.50
		8	WINDONDERDRUK	1.50
41		1	EIGEN GEWICHT	0.90
		7	WINDBELASTING -Z	1.50
		8	WINDONDERDRUK	1.50

Node Displacement Summary

	Node	L/C	X (mm)	Y (mm)	Z (mm)	Resultant (mm)	rX (rad)	rY (rad)	rZ (rad)
Max X	65	37:	**115.216**	0.940	-13.265	115.981	-0.002	-0.000	-0.002
Min X	65	31:	**-127.417**	-0.200	2.079	127.434	0.000	0.000	0.004
Max Y	191	5:WINDBELAS	-16.725	**11.722**	-0.904	20.444	-0.000	0.000	0.000
Min Y	207	25:	-0.398	**-43.212**	1.974	43.259	0.000	0.000	-0.000
Max Z	79	32:	-0.252	-0.106	**132.808**	132.808	-0.004	0.000	0.000
Min Z	78	34:	14.507	-0.602	**-116.767**	117.667	-0.003	0.001	-0.001
Max rX	47	32:	0.000	0.000	0.000	0.000	**0.018**	0.000	-0.000
Min rX	47	34:	0.000	0.000	0.000	0.000	**-0.017**	0.001	-0.002
Max rY	36	37:	-2.701	-0.448	-27.520	27.656	-0.002	**0.022**	0.000
Min rY	36	38:	19.947	0.131	1.893	20.037	-0.000	**-0.022**	-0.001
Max rZ	59	31:	0.000	0.000	0.000	0.000	0.000	0.000	**0.018**
Min rZ	59	37:	0.000	0.000	0.000	0.000	-0.001	-0.000	**-0.017**
Max Rst	79	32:	-0.252	-0.106	132.808	**132.808**	-0.004	0.000	0.000

the scale towards document

Reaction Summary

	Node	L/C	Horizontal FX (kN)	Vertical FY (kN)	Horizontal FZ (kN)	Moment MX (kNm)	MY (kNm)	MZ (kNm)
Max FX	92	35:	**302.514**	879.126	20.242	0.000	0.000	0.000
Min FX	92	38:	**-294.229**	-378.761	5.322	0.000	0.000	0.000
Max FY	92	35:	302.514	**879.126**	20.242	0.000	0.000	0.000
Min FY	59	41:	-35.259	**-594.902**	-0.229	0.000	0.000	0.000
Max FZ	106	41:	-0.027	448.703	**290.407**	0.000	0.000	0.000
Min FZ	106	36:	-0.202	-225.902	**-286.352**	0.000	0.000	0.000
Max MX	205	37:	0.488	286.320	34.086	**2.078**	0.000	0.000
Min MX	205	32:	1.885	-142.685	-45.608	**-3.093**	0.000	0.000
Max MY	11	1:EIGEN GEW	-0.098	123.151	-2.363	0.000	**0.000**	0.000
Min MY	11	1:EIGEN GEW	-0.098	123.151	-2.363	0.000	**0.000**	0.000
Max MZ	11	1:EIGEN GEW	-0.098	123.151	-2.363	0.000	0.000	**0.000**
Min MZ	11	1:EIGEN GEW	-0.098	123.151	-2.363	0.000	0.000	**0.000**

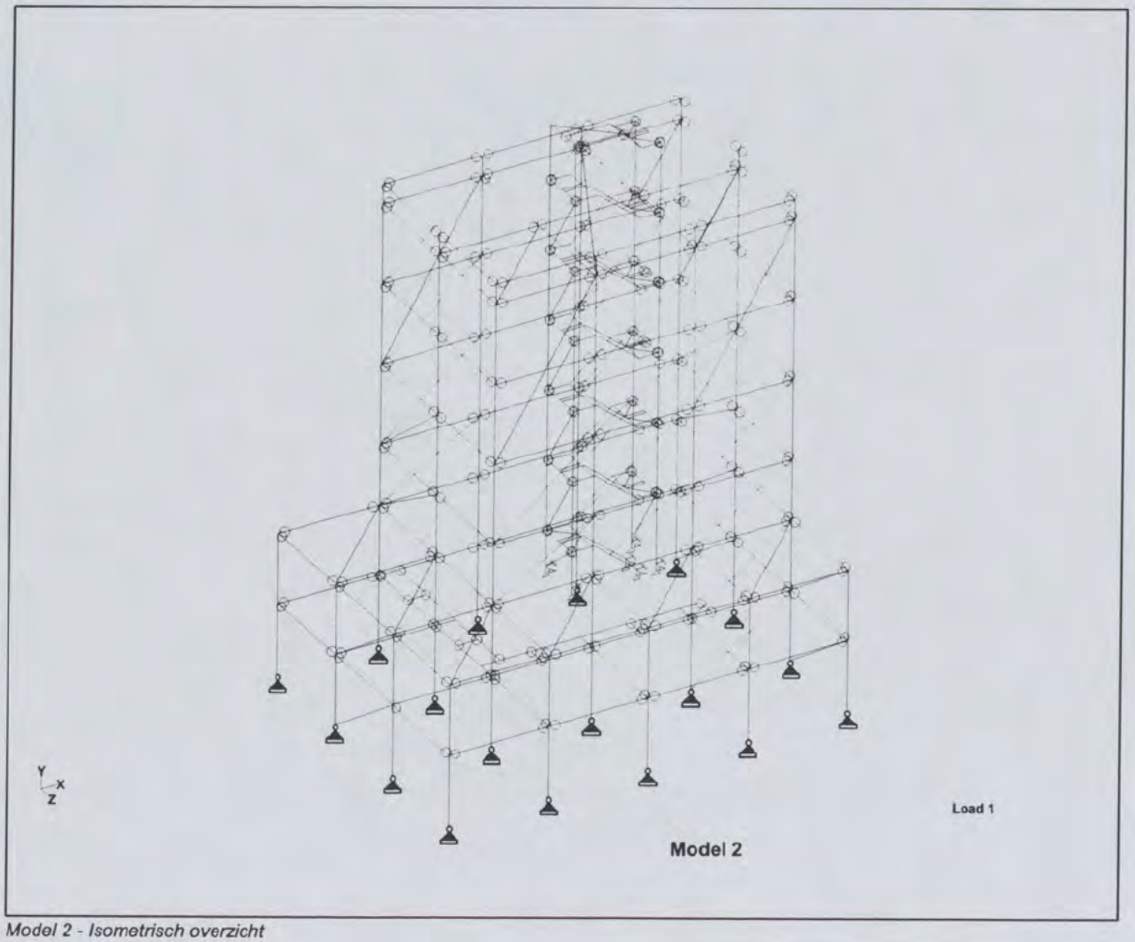

Model 2 - Isometrisch overzicht

the scale towards document

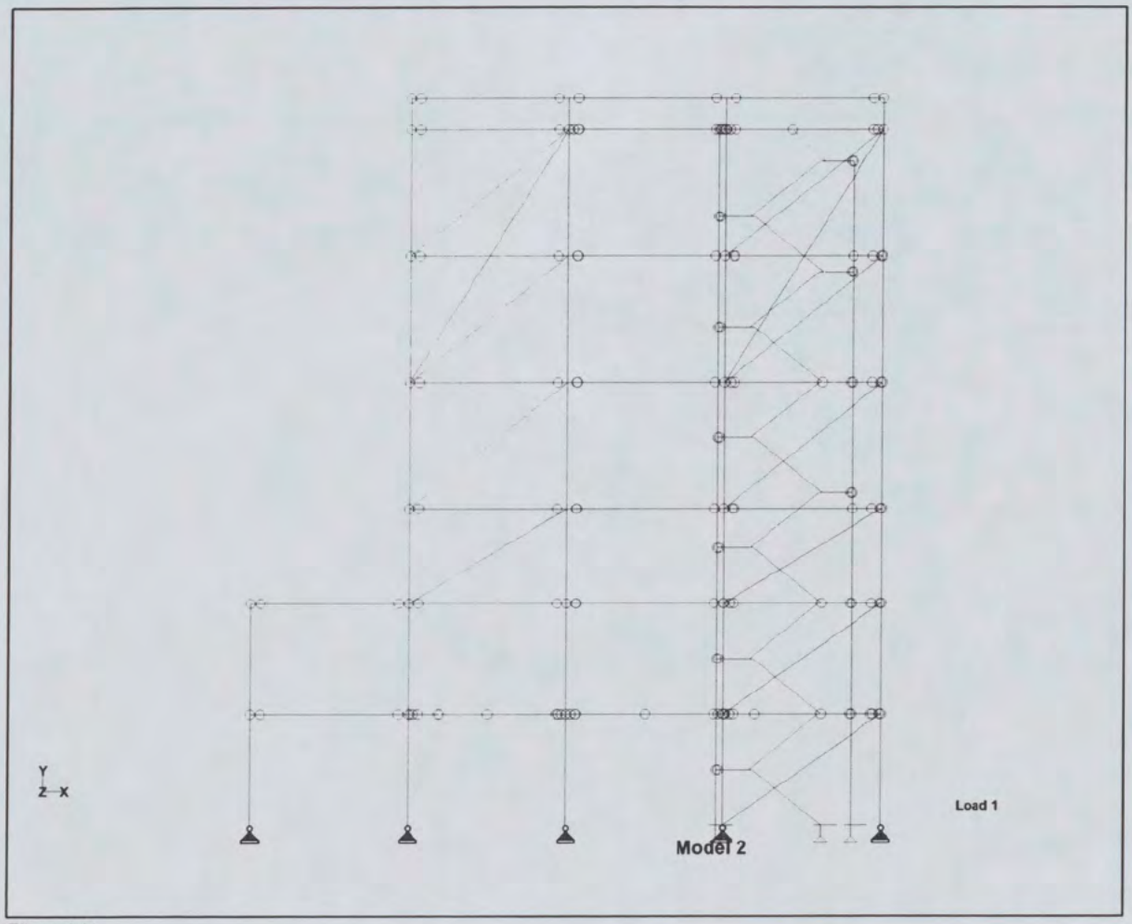

Zijaanzicht

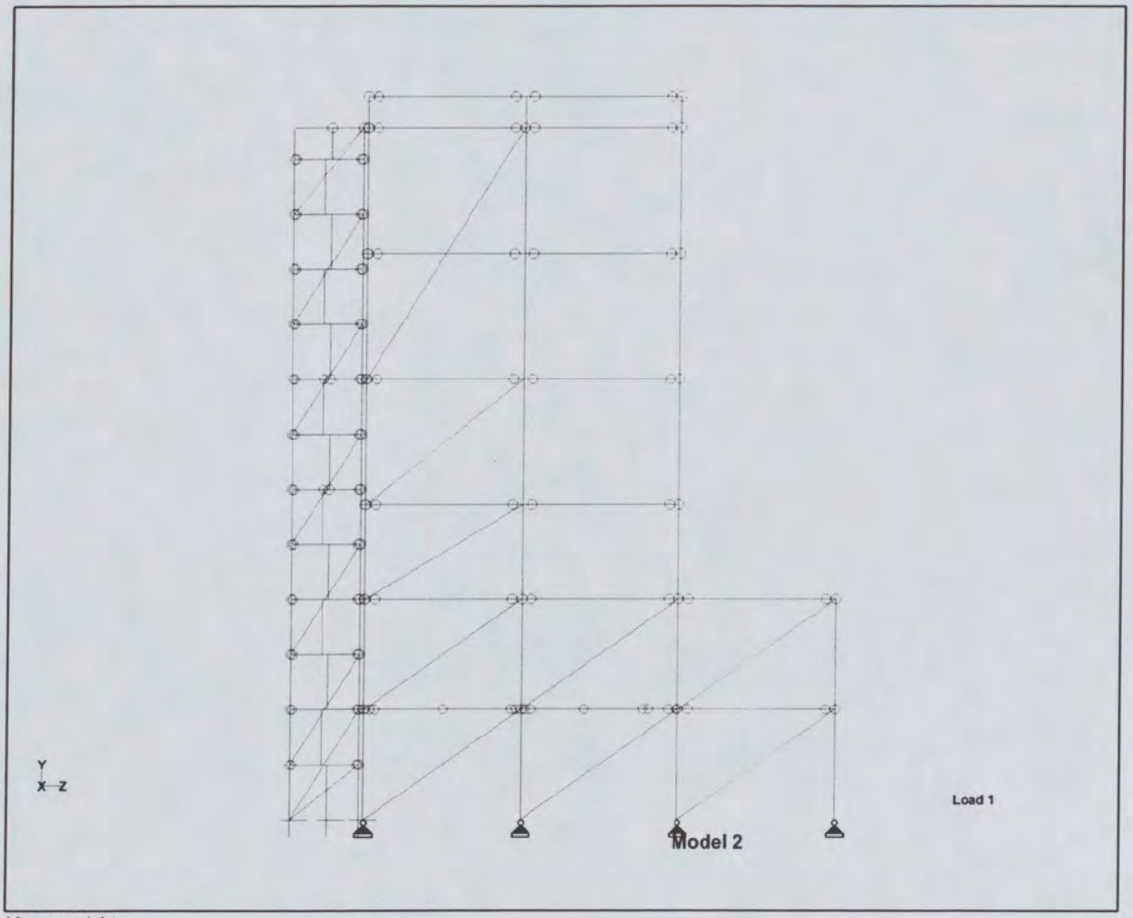

Vooraanzicht

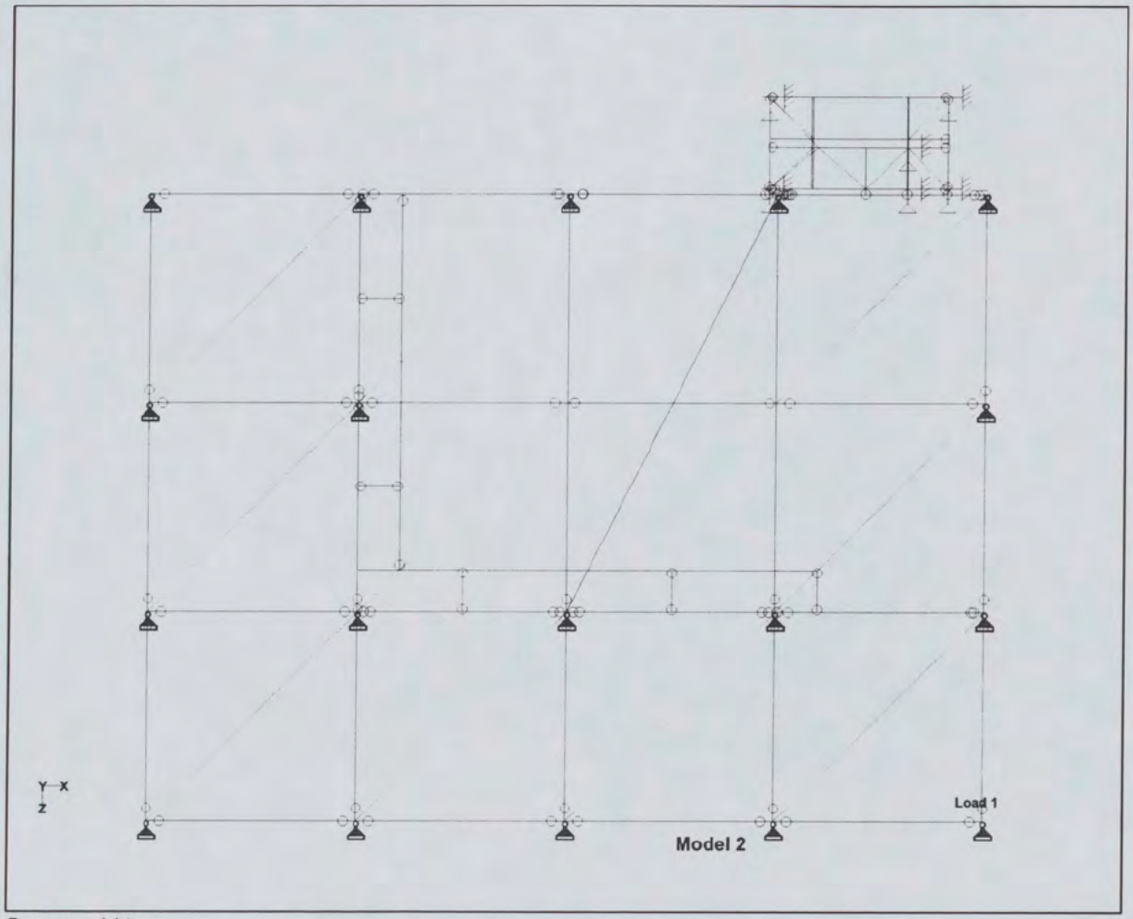

Bovenaanzicht

the scale towards document

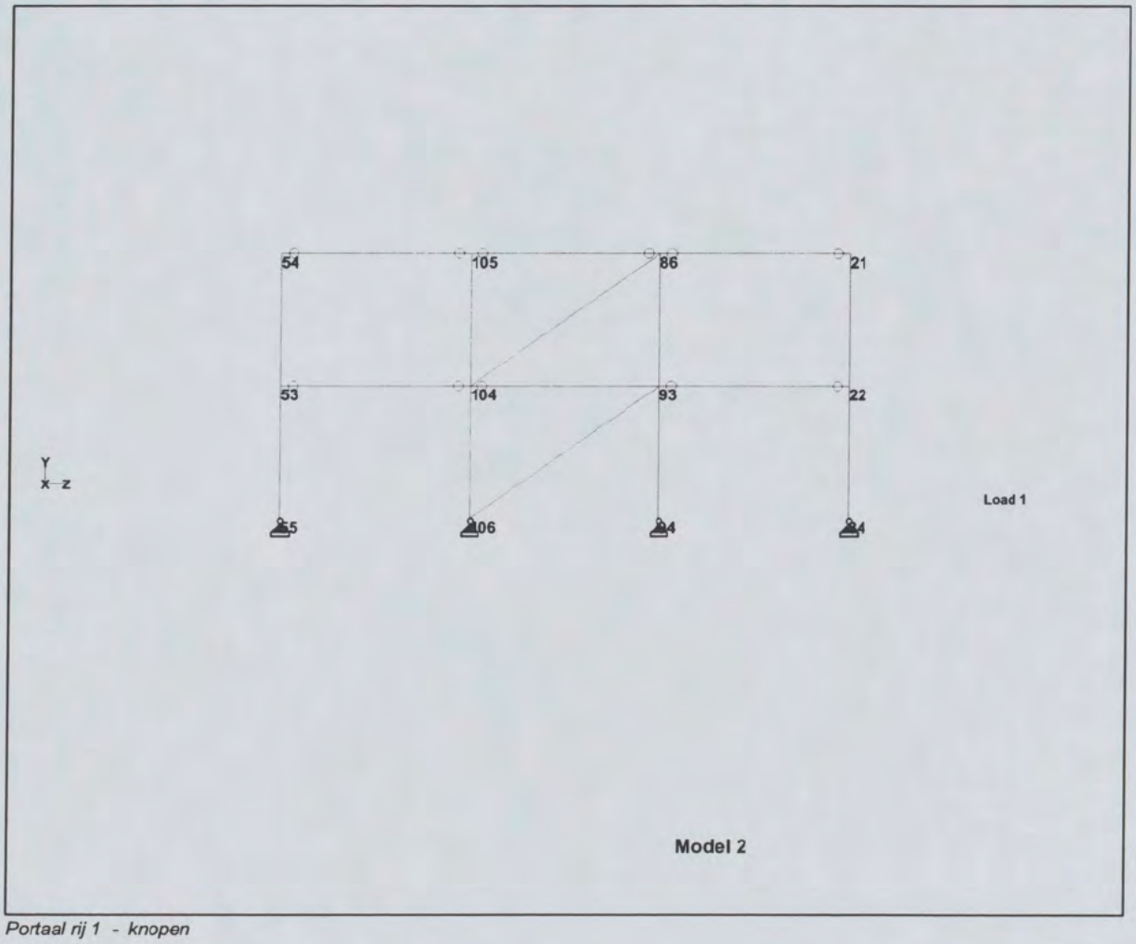

Portaal rij 1 - knopen

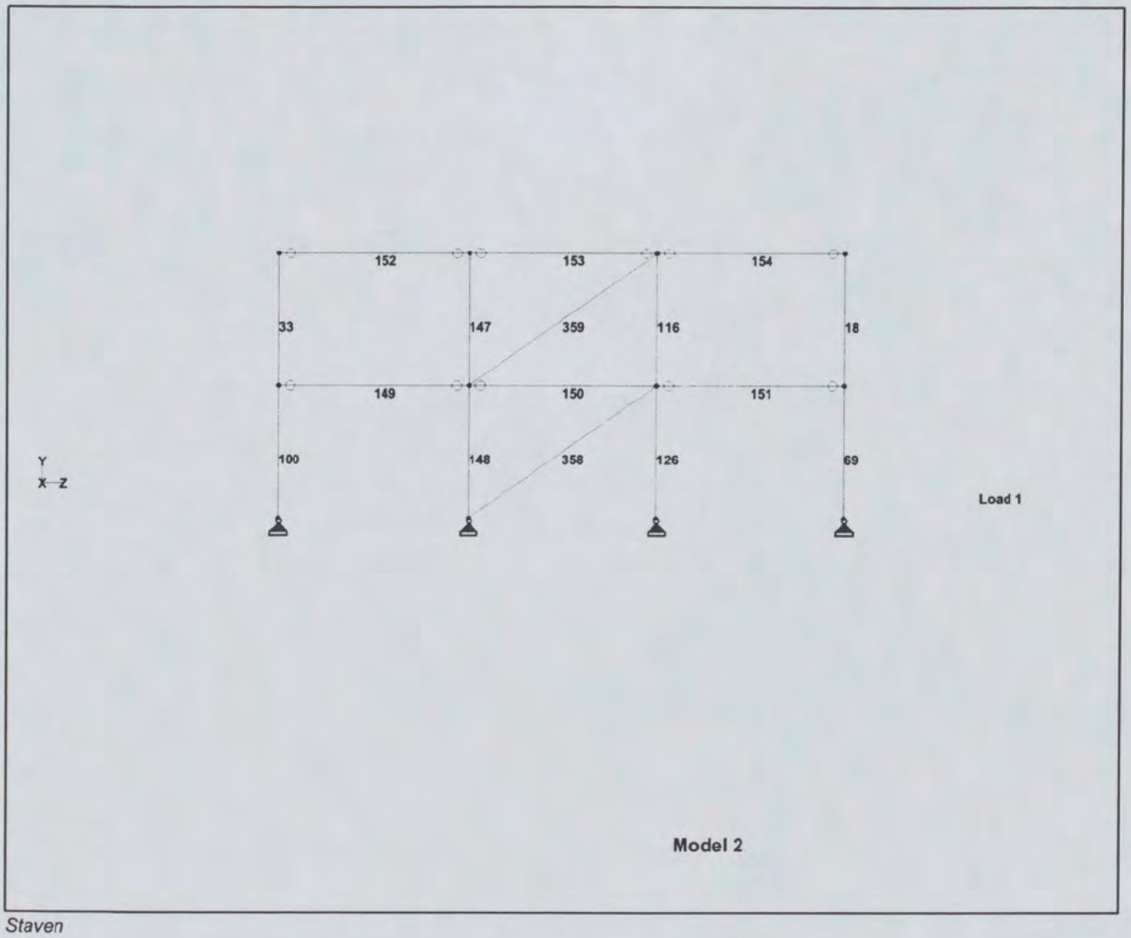

Staven

the scale towards document

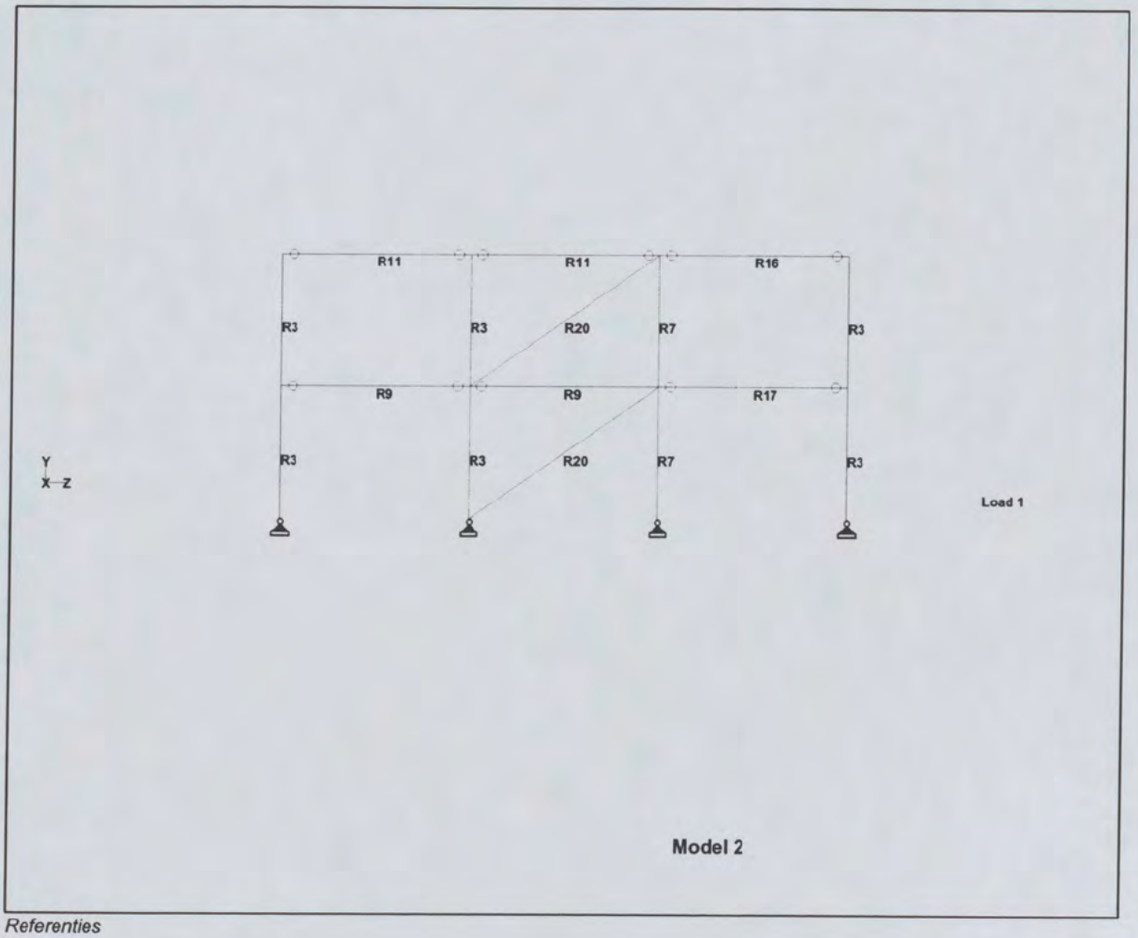

Referenties

the scale towards document

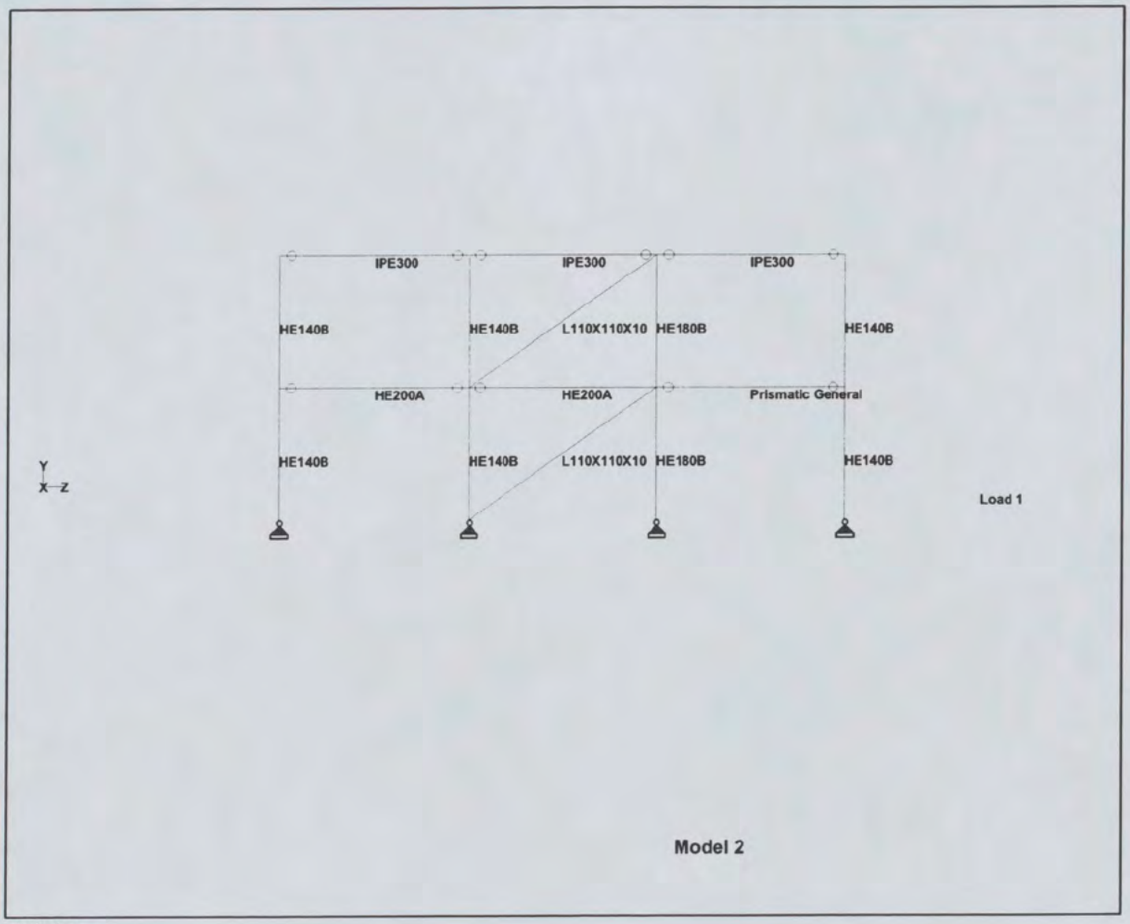
IPE300
IPE300
IPE300
HE140B
HE140B
L110X110X10
HE180B
HE140B
HE200A
HE200A
Prismatic General
HE140B
HE140B
L110X110X10
HE180B
HE140B
Y
X
Z
Load 1
Model 2

Profielen

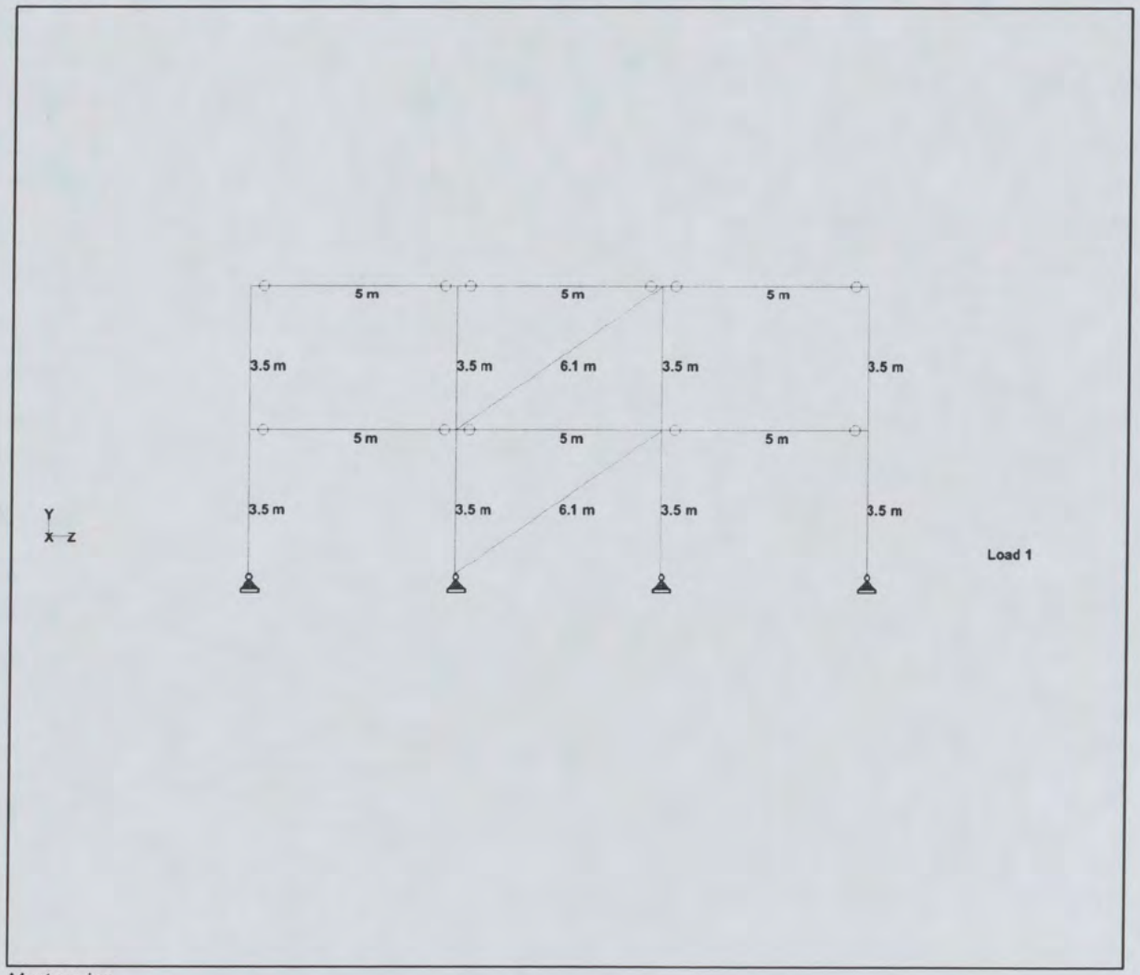

Maatvoering

the scale towards document

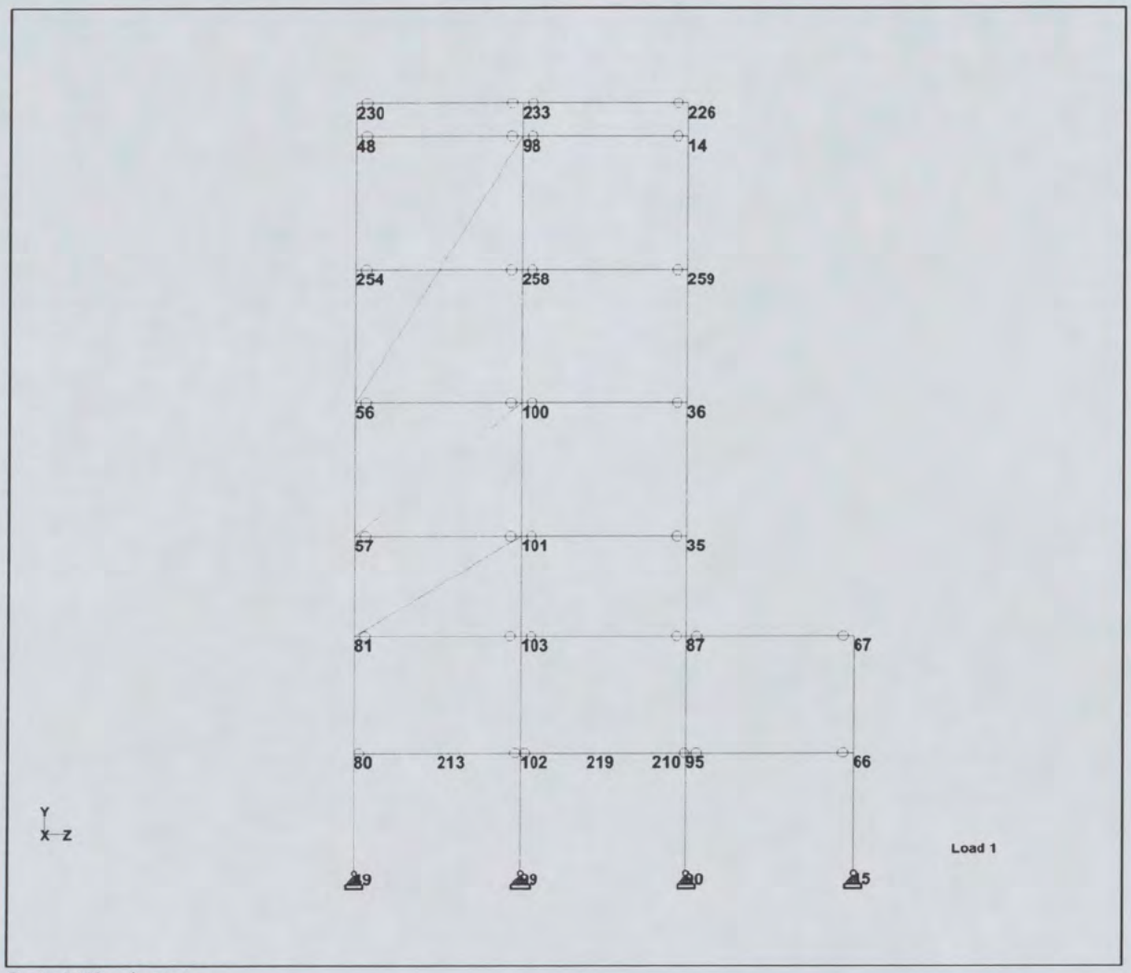

Portaal rij 2 - knopen

MOURIK B.V. **Model 2 - datum: 8-6-2006** Software licensed to Cumae B.V.	Job No **20051248.B**	Sheet No **17**	Rev
	Part STAALCONSTRUCTIE PROEFFABRIEK		
Job Title SHELL GLOBAL SOLUTIONS	Ref 04B020		
	By [redacted] Date 01-Jun-06 Chd [redacted]		
Client MOURIK	File Model 2.std	Date/Time 08-Jun-2006 14:57	

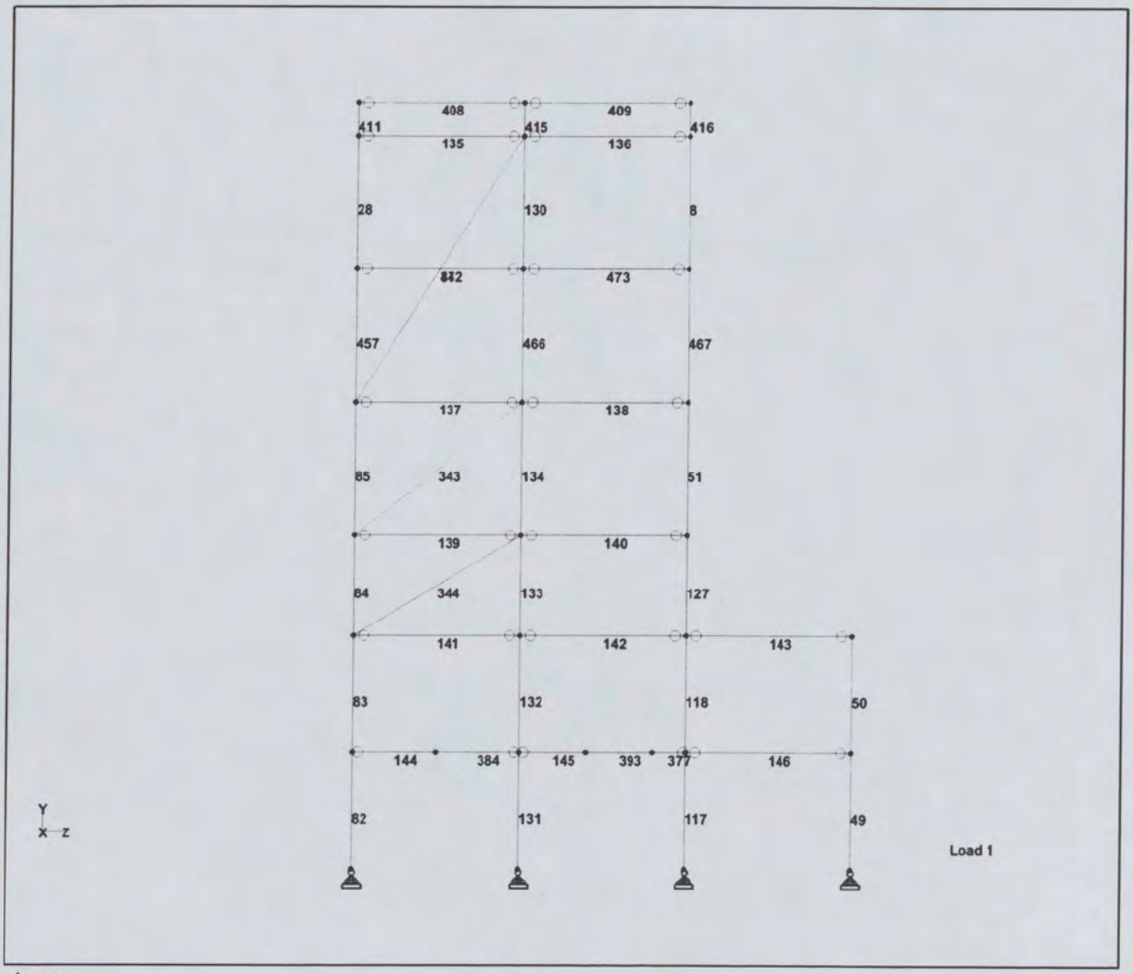

staven

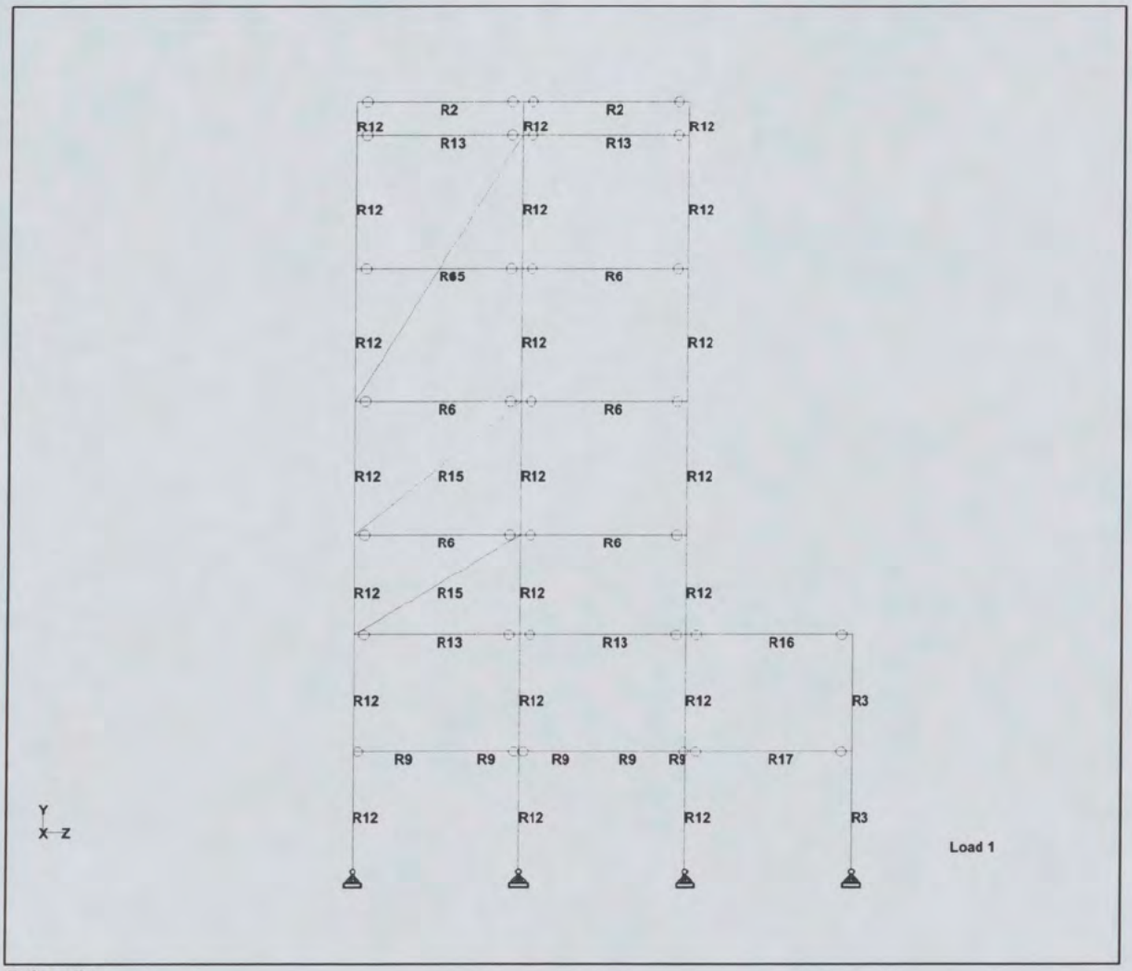

Referenties


HE140A
HE500B
IPE400
HE180A
L100X100X10
IPE300
HE140B
HE200A
Prismatic General
Y
X
Z
Load 1

Profielen

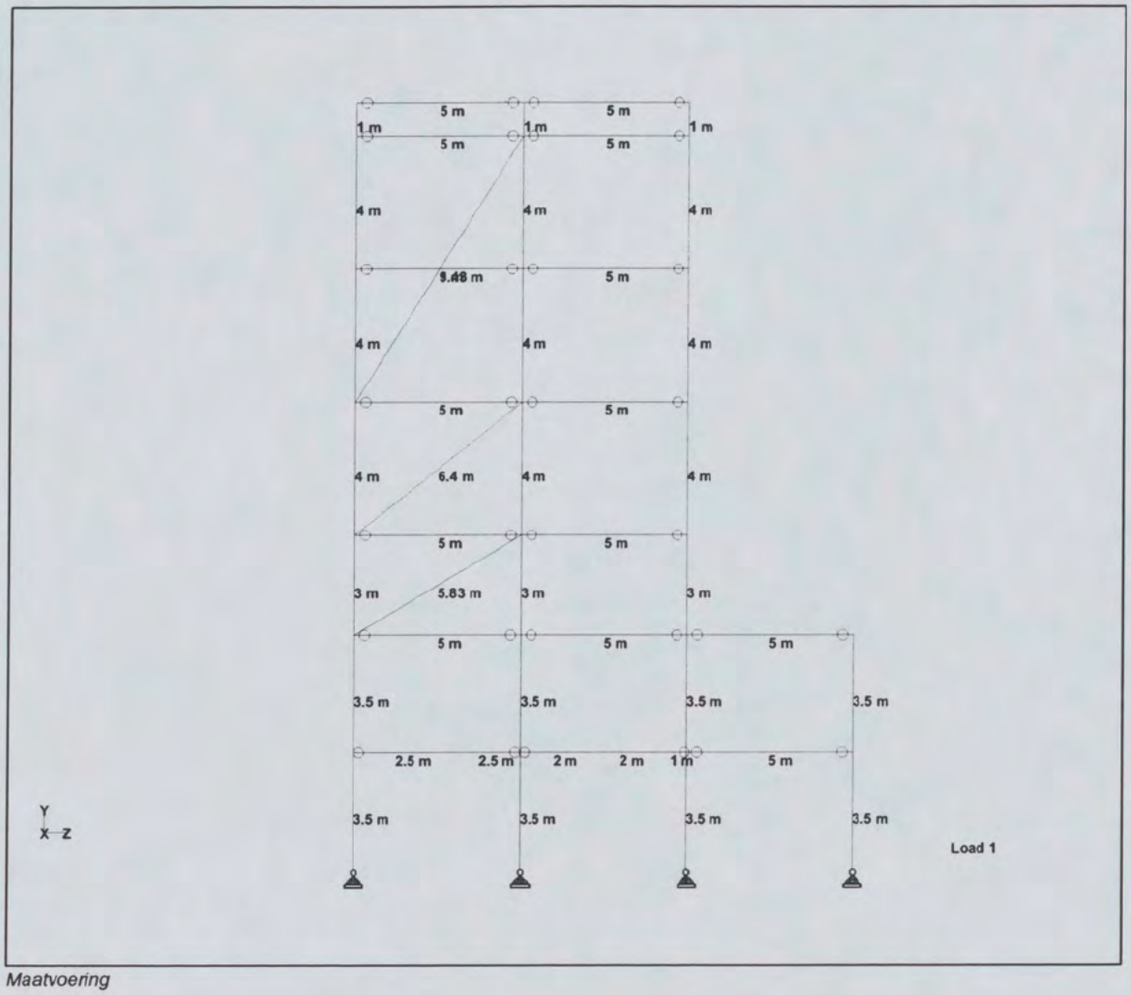

Maatvoering



Portaal rij 3 - knopen

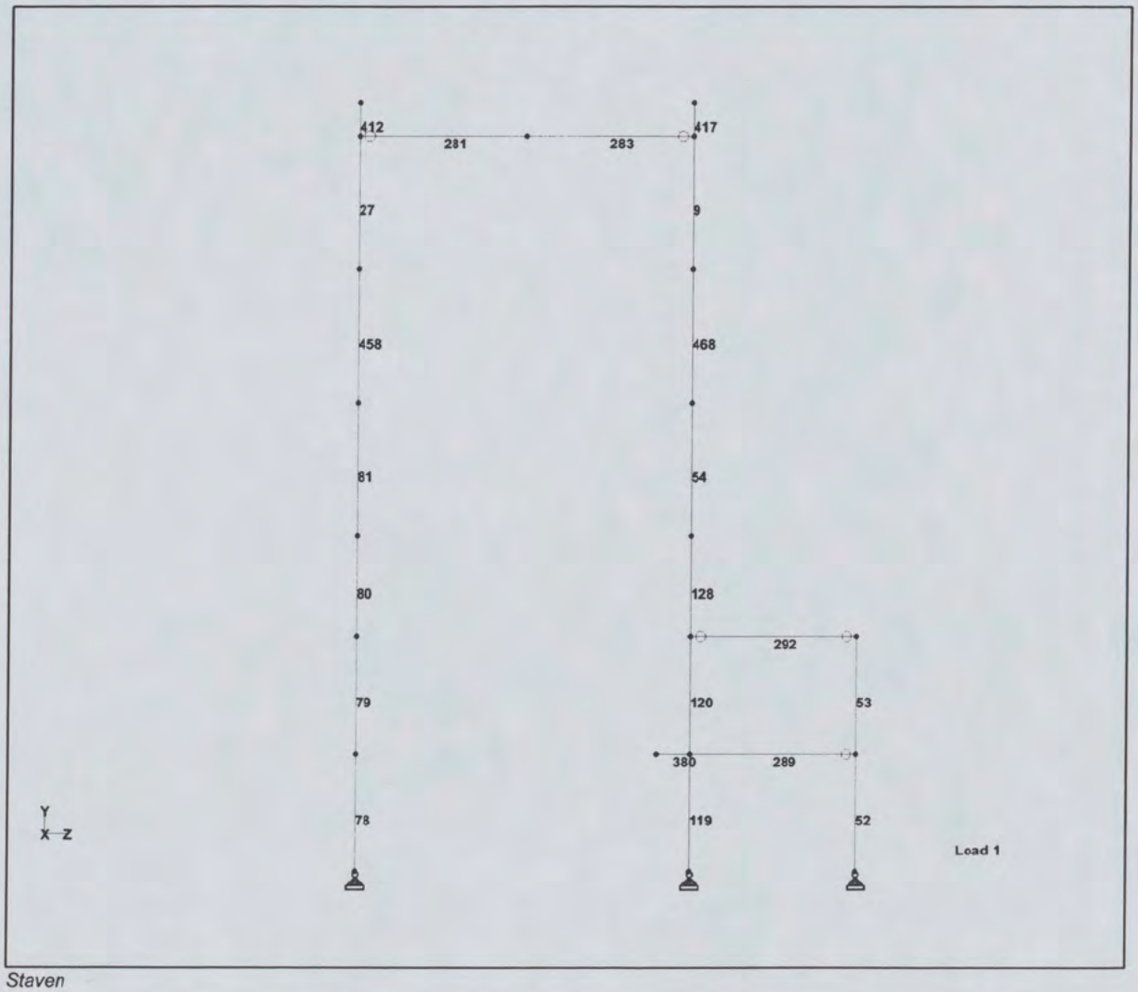

Staven

the scale towards document



Referenties


HE500B
IPE400
IPE400
HE500B
HE500B
HE500B
HE500B
HE500B
HE500B
HE500B
HE500B
HE500B
HE500B
HE500B
IPE300
HE500B
HE140B
UPN240
Prismatic General
HE500B
HE500B
HE140B
Y
X Z
Load 1

Profielen



Maatvoering



Portaal rij 4 - knopen

MOURIK B.V. **Model 2 - datum: 8-6-2006** Software licensed to Cumae B.V.	Job No **20051248.B**	Sheet No **27**	Rev
	Part STAALCONSTRUCTIE PROEFFABRIEK		
Job Title SHELL GLOBAL SOLUTIONS	Ref 04B020		
	By [redacted]	Date 01-Jun-06	Chd [redacted]
Client MOURIK	File Model 2.std	Date/Time 08-Jun-2006 14:57	

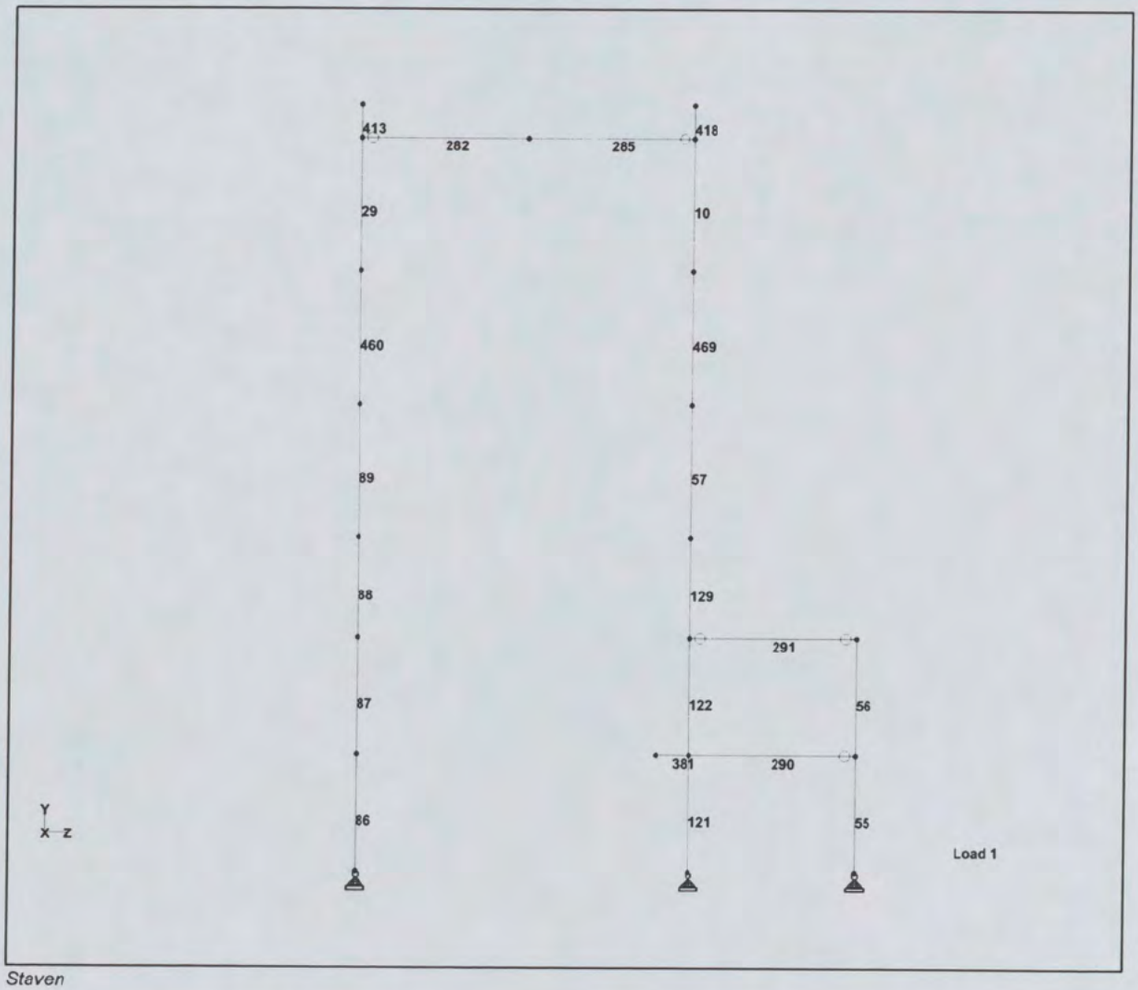

Steven



Referenties


HE500B
IPE400
IPE400
HE500B
HE500B
HE500B
HE500B
HE500B
HE500B
HE500B
HE500B
HE500B
HE500B
HE500B
HE500B
IPE300
HE500B
HE500B
HE140B
UPN240
Prismatic General
HE500B
HE500B
HE140B
Y
X
Z
Load 1

Profielen

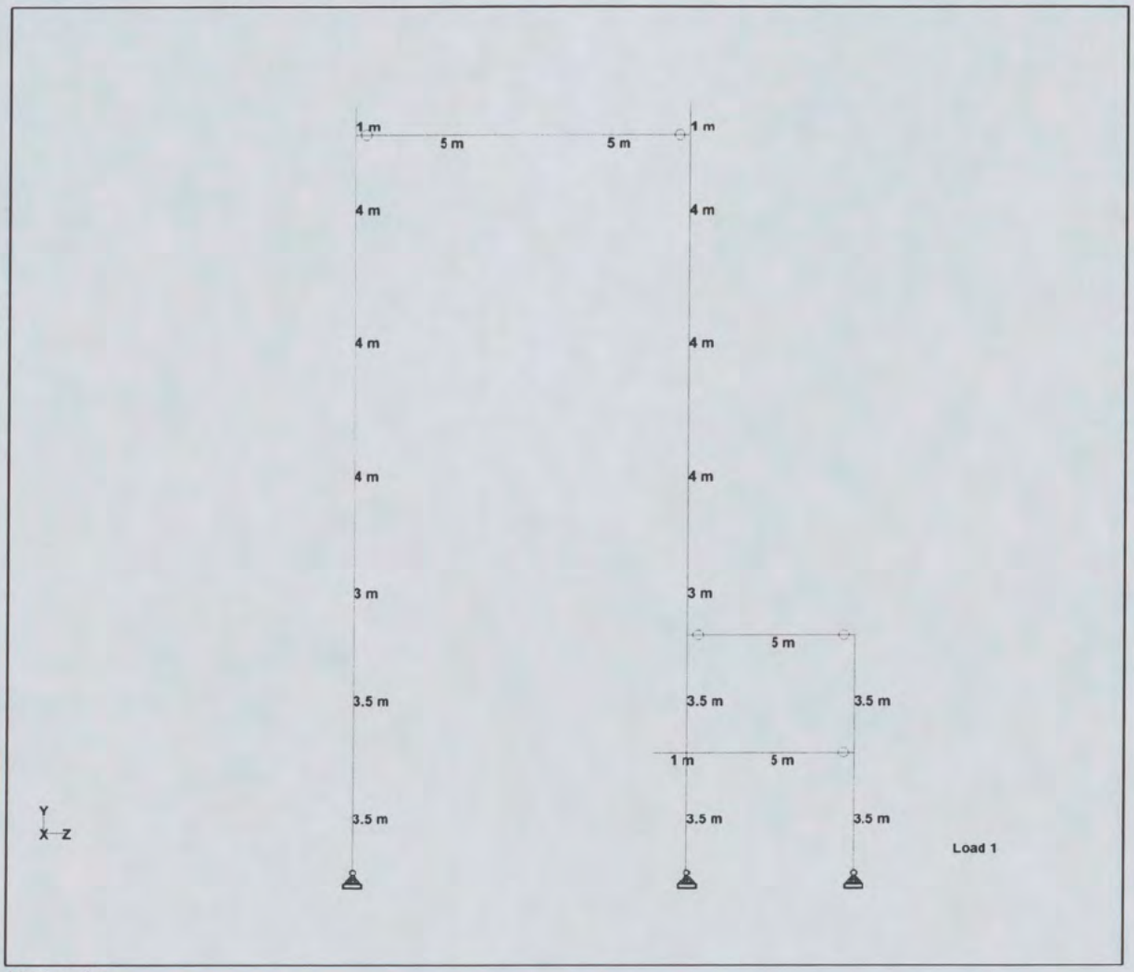

Maatvoering

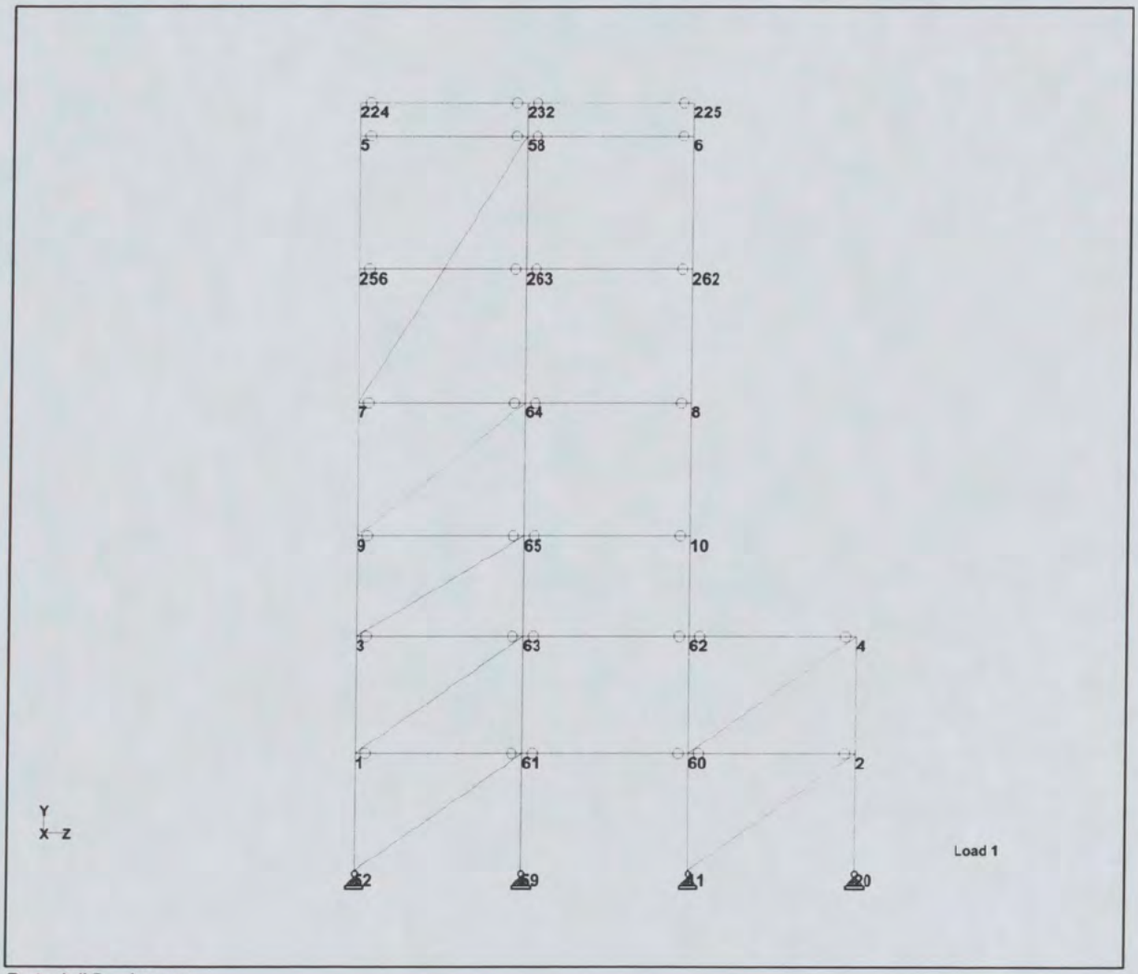

Portaal rij 5 - knopen

MOURIK B.V. **Model 2 - datum: 8-6-2006** Software licensed to Cumae B.V.	Job No **20051248.B**	Sheet No **32**	Rev
Job Title SHELL GLOBAL SOLUTIONS	Part STAALCONSTRUCTIE PROEFFABRIEK		
	Ref 04B020		
	By [redacted]	Date 01-Jun-06	Chd [redacted]
Client MOURIK	File Model 2.std	Date/Time 08-Jun-2006 14:57	

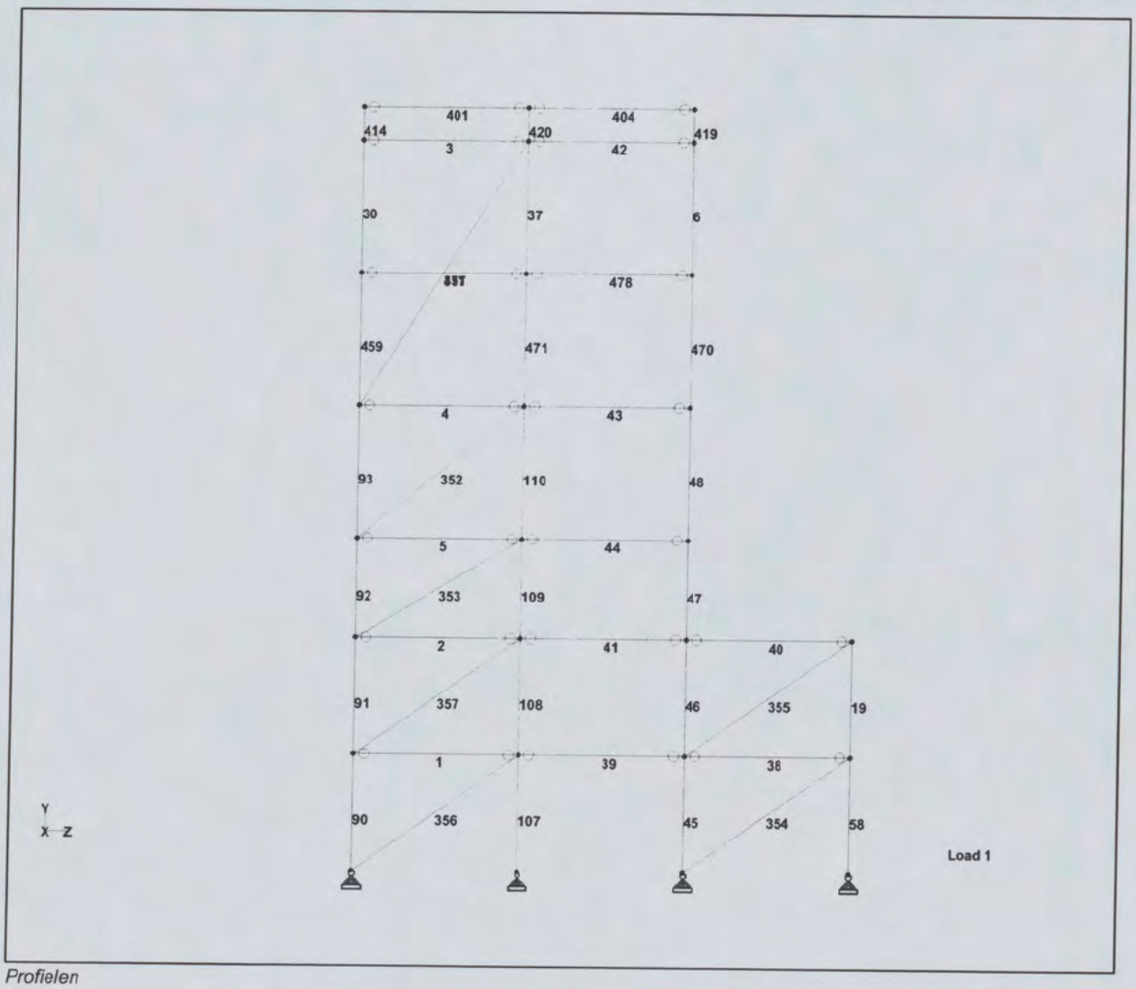

Profielen

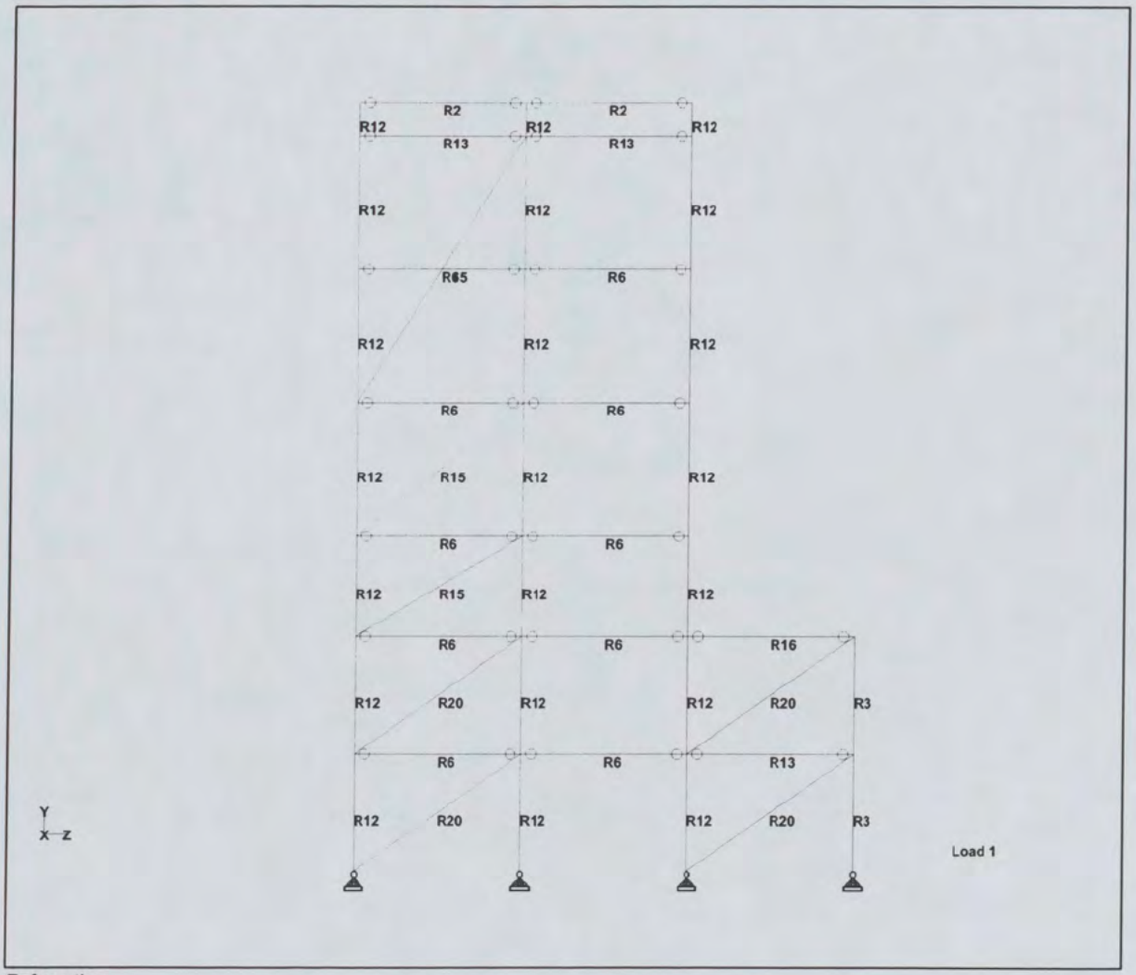

Referenties

the scale towards document


HE140A
HE500B
HE140A
HE500B
HE500B
IPE400
IPE400
HE500B
HE500B
HE500B
HE180A
HE500B
HE500B
HE500B
HE180A
HE180A
HE500B
L100X100X10
HE500B
HE500B
HE180A
HE180A
HE500B
L100X100X10
HE500B
HE500B
HE180A
HE180A
IPE300
HE500B
L110X110X10
HE500B
HE500B
L110X110X10
HE140B
HE180A
HE180A
IPE400
HE500B
L110X110X10
HE500B
HE500B
L110X110X10
HE140B
Y
X Z
Load 1

Profielen



Maatvoering

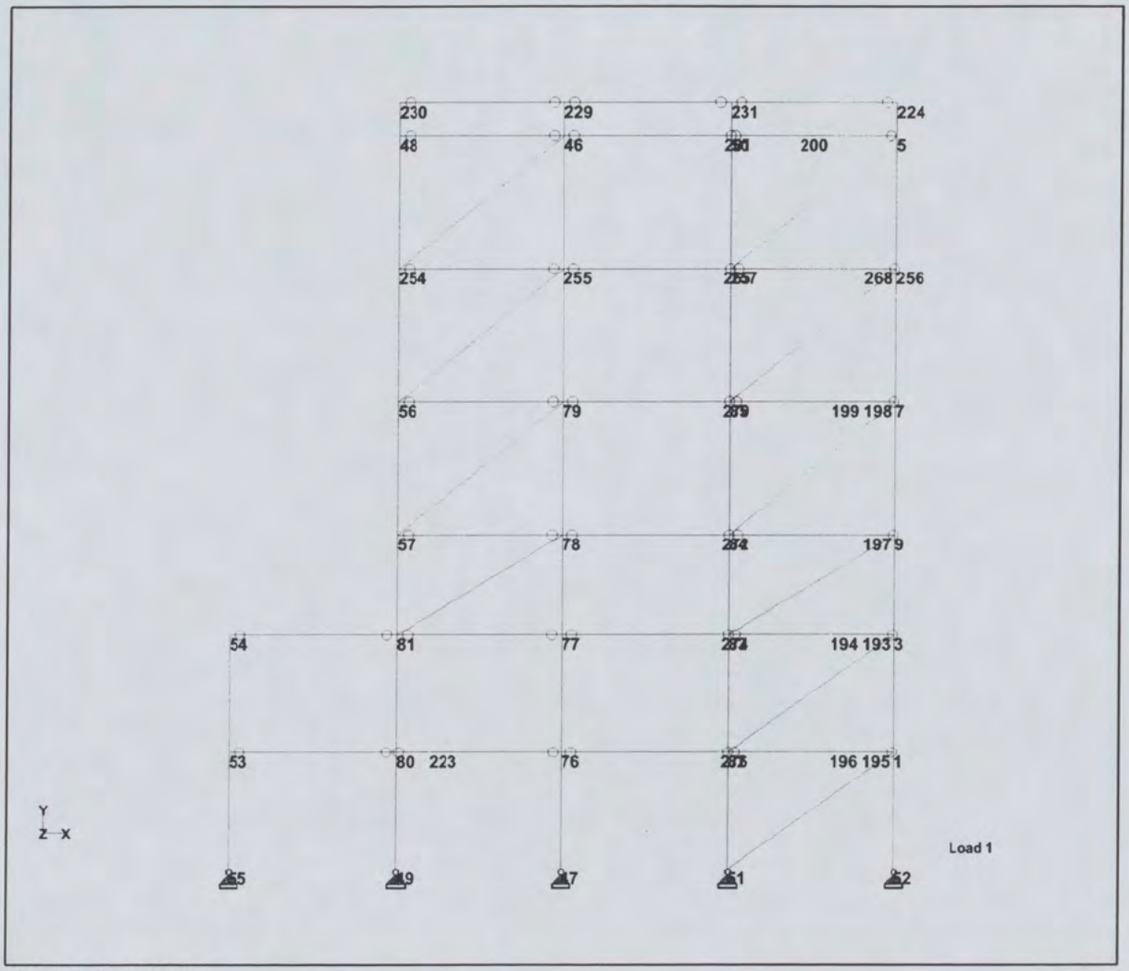

Portaal rij A - knopen

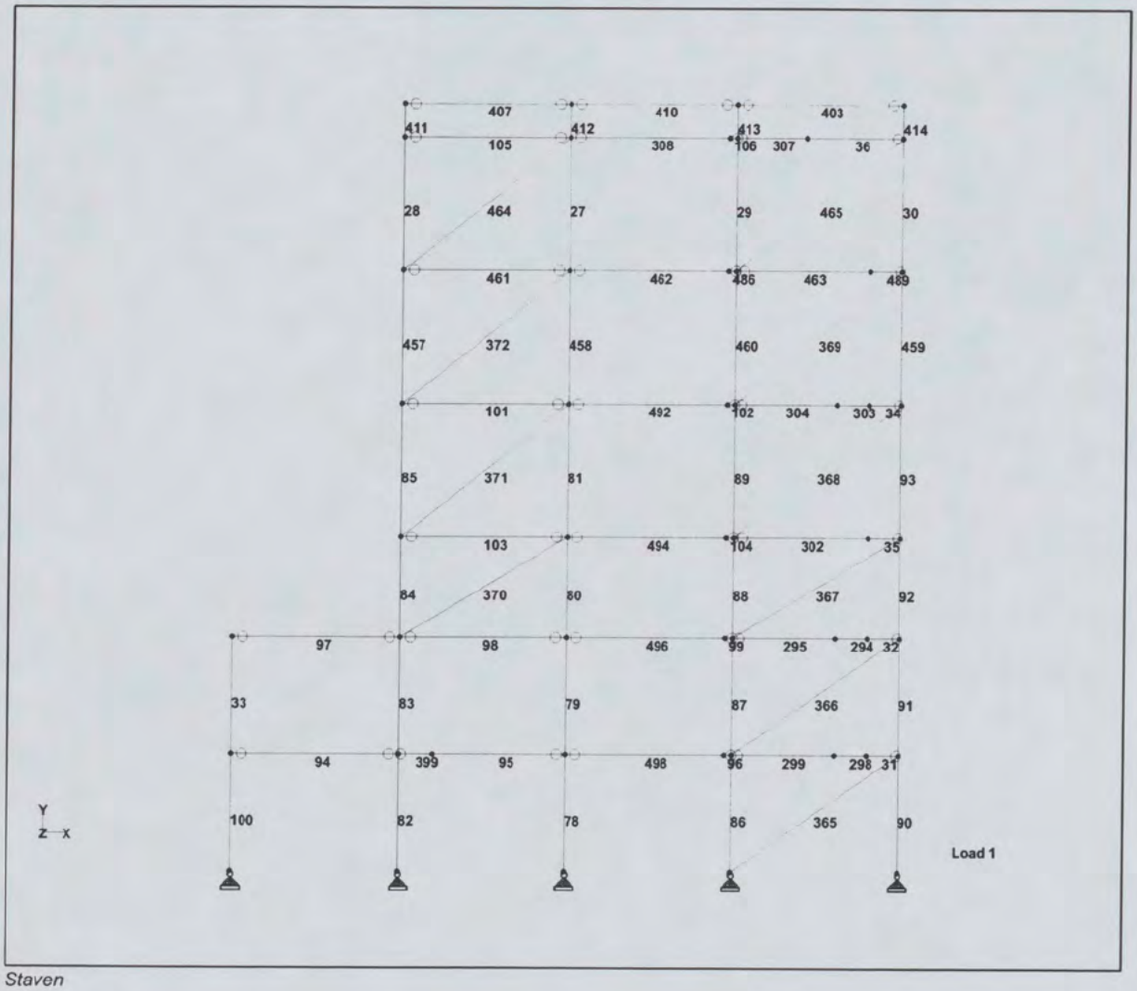
407
410
403
411
412
413
414
105
308
106
307
36
28
464
27
29
465
30
461
462
486
463
489
457
372
458
460
369
459
101
492
102
304
303
34
85
371
81
89
368
93
103
494
104
302
35
84
370
80
88
367
92
97
98
496
99
295
294
32
33
83
79
87
366
91
94
399
95
498
96
299
298
31
100
82
78
86
365
90
Y
Z X
Load 1

Staven



Referenties


HE140A
HE500B
IPE400
L100X100X10
HE180A
IPE300
HE140B
L110X110X10
Y
Z X
Load 1

Profielen

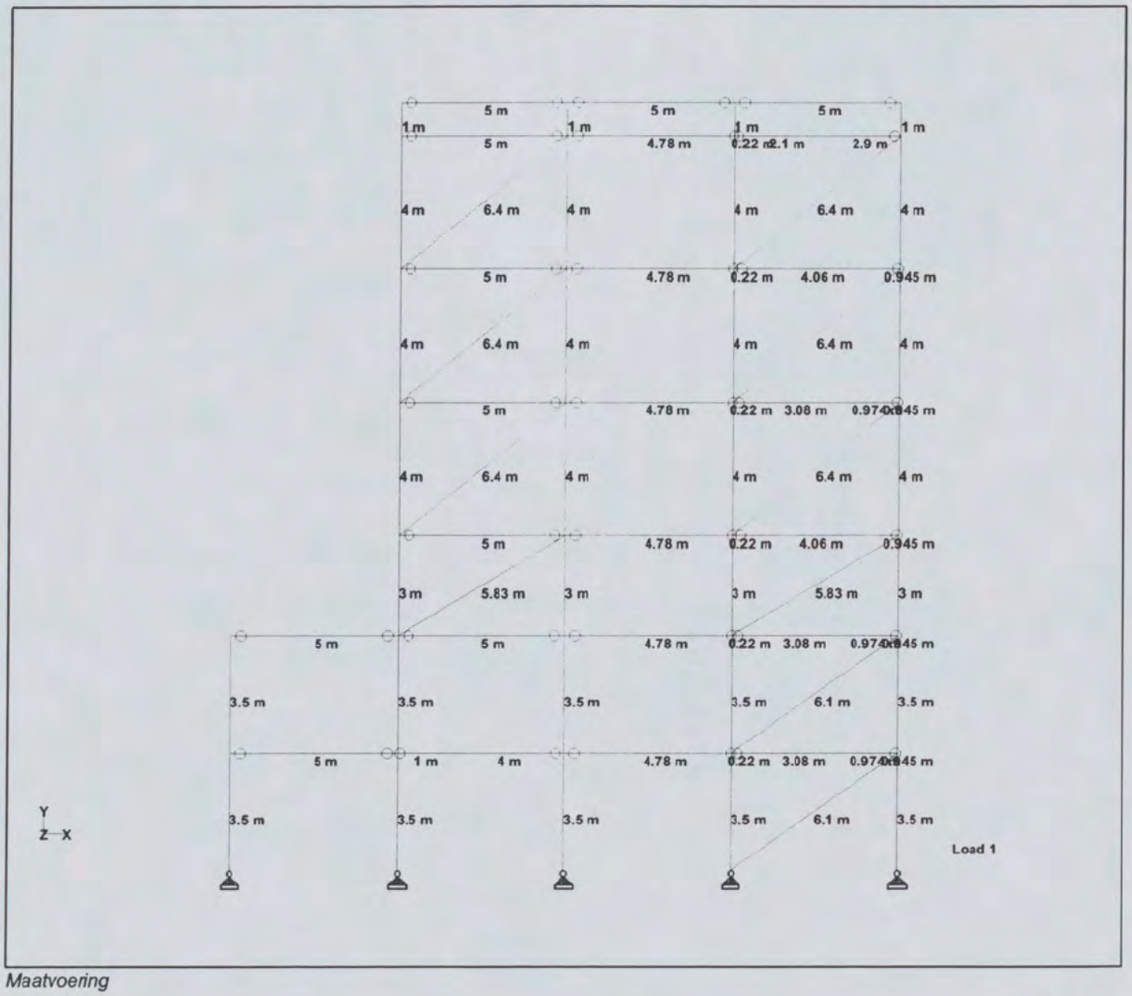

Maatvoering



Portaal rij B - Knopen

MOURIK B.V. **Model 2 - datum: 8-6-2006** Software licensed to Cumae B.V.	Job No **20051248.B**	Sheet No **42**	Rev
	Part STAALCONSTRUCTIE PROEFFABRIEK		
Job Title SHELL GLOBAL SOLUTIONS	Ref 04B020		
	By [redacted]	Date 01-Jun-06	Chd [redacted]
Client MOURIK	File Model 2.std	Date/Time 08-Jun-2006 14:57	



Staven



Referenties


HE500B
IPE400
IPE400
IPE400
IPE400
HE500B
HE500B
HE500B
HE500B
HE500B
HE500B
HE500B
HE500B
HE500B
HE500B
HE500B
HE500B
HE500B
HE500B
IPE300
HE140B
HE500B
HE500B
Prismatic Gen
RN240
HE140B
HE500B
HE500B
Load 1
Y
Z
X

Profielen



Maatvoering

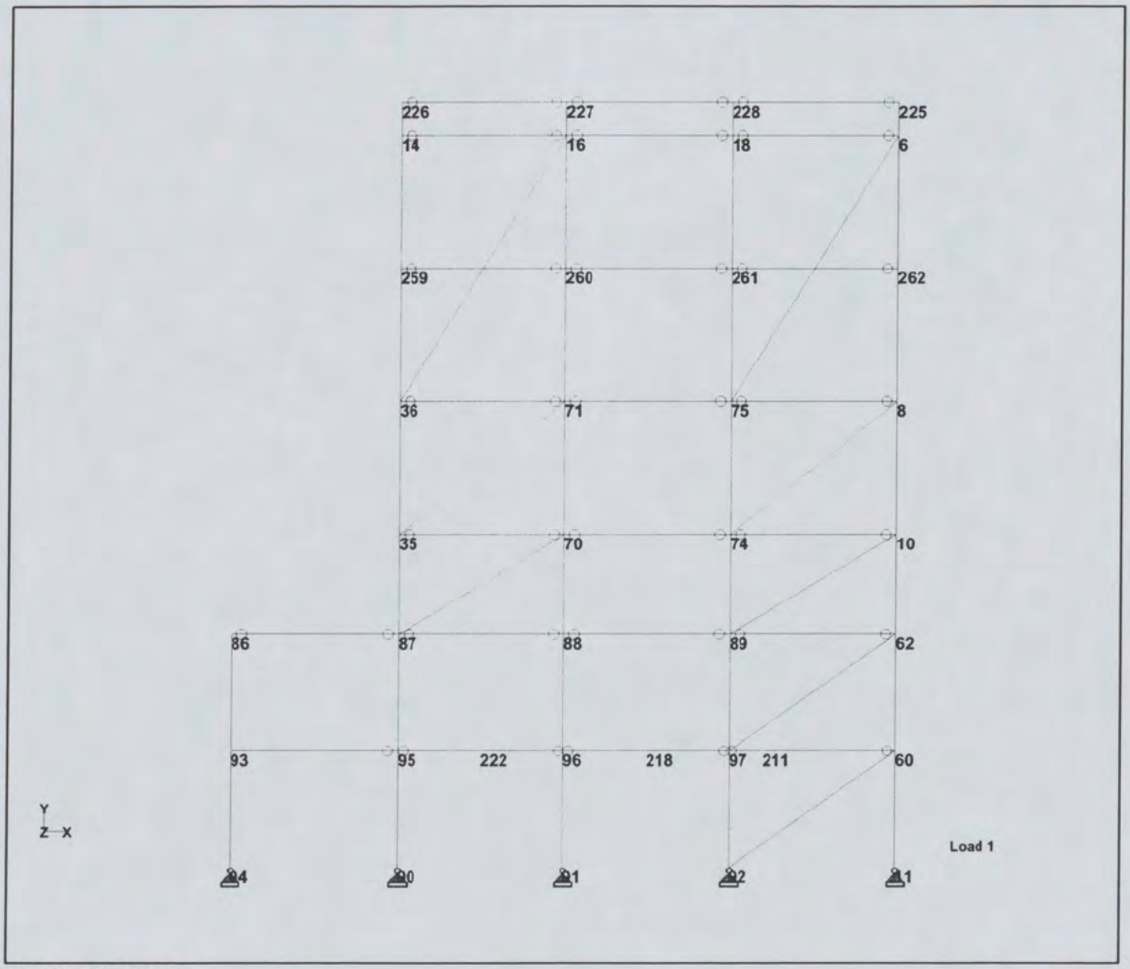

Portaal rij C - knopen

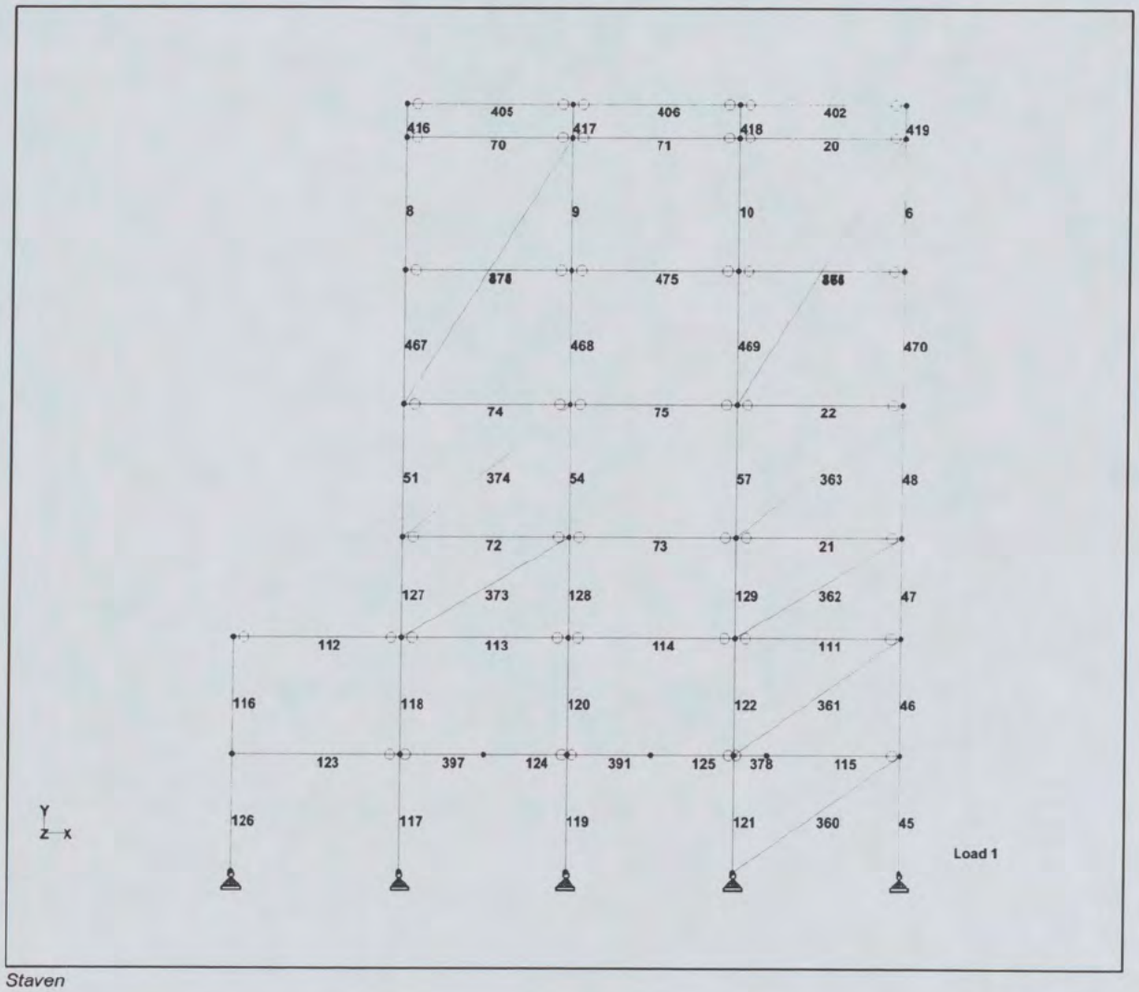

Staven

the scale towards document
C1 B1 A1 C2 B2 A2 B5 A5 20 18 17 16 11
10 09 03 02 01 C7 B7 A7 C8 B8 A8 C9 B9
Image Engineering Scan Reference Chart TE263 Serial No. 380
Patch Reference numbers on UTT

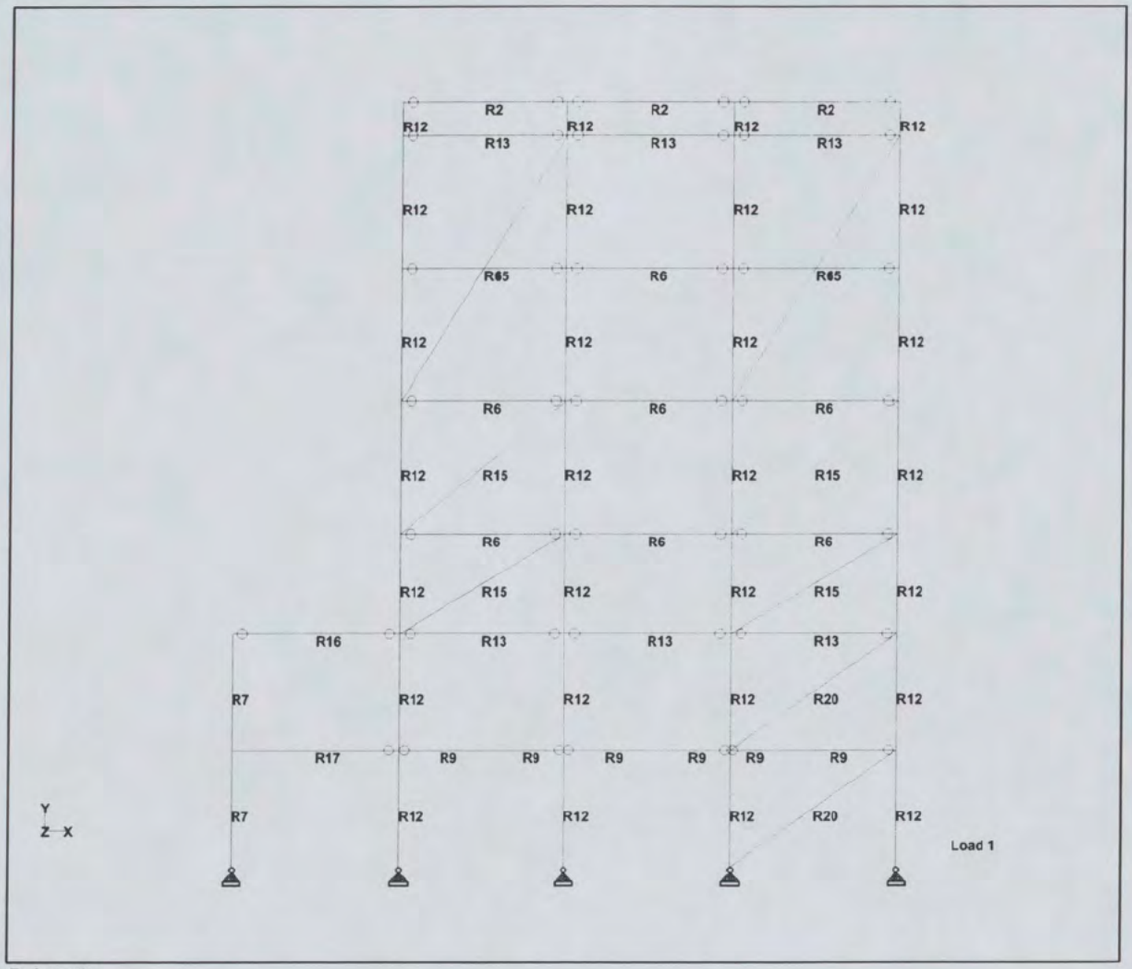

Referenties


HE140A
HE500B
IPE400
HE180A
L100X100X10
IPE300
HE180B
HE200A
Prismatic General
L110X110X10
Y
Z X
Load 1

Profielen



Maatvoering

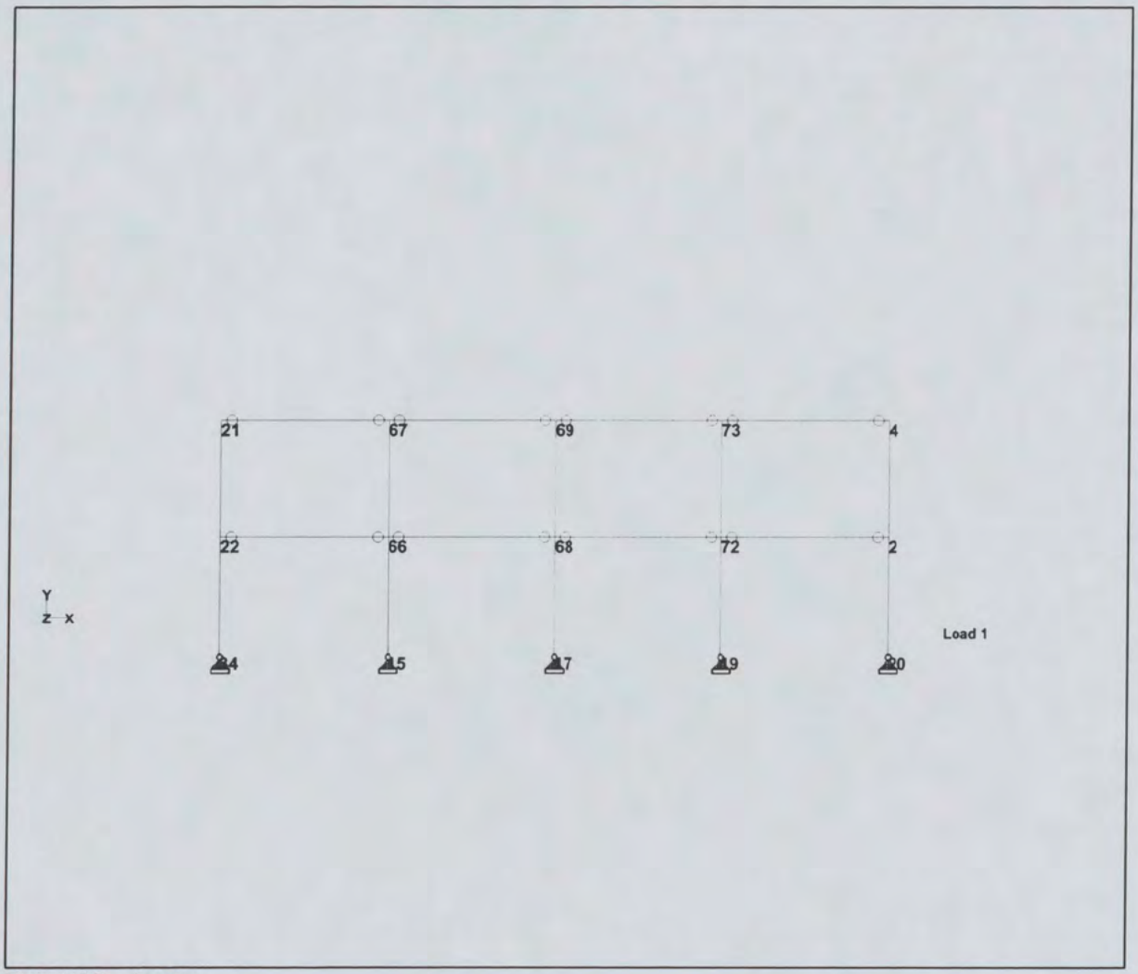

Portaal rij D - knopen

MOURIK B.V. **Model 2 - datum: 8-6-2006** Software licensed to Cumae B.V.	Job No **20051248.B**	Sheet No **52**	Rev
	Part STAALCONSTRUCTIE PROEFFABRIEK		
Job Title SHELL GLOBAL SOLUTIONS	Ref 04B020		
	By [redacted]	Date 01-Jun-06	Chd [redacted]
Client MOURIK	File Model 2.std	Date/Time 08-Jun-2006 14:57	

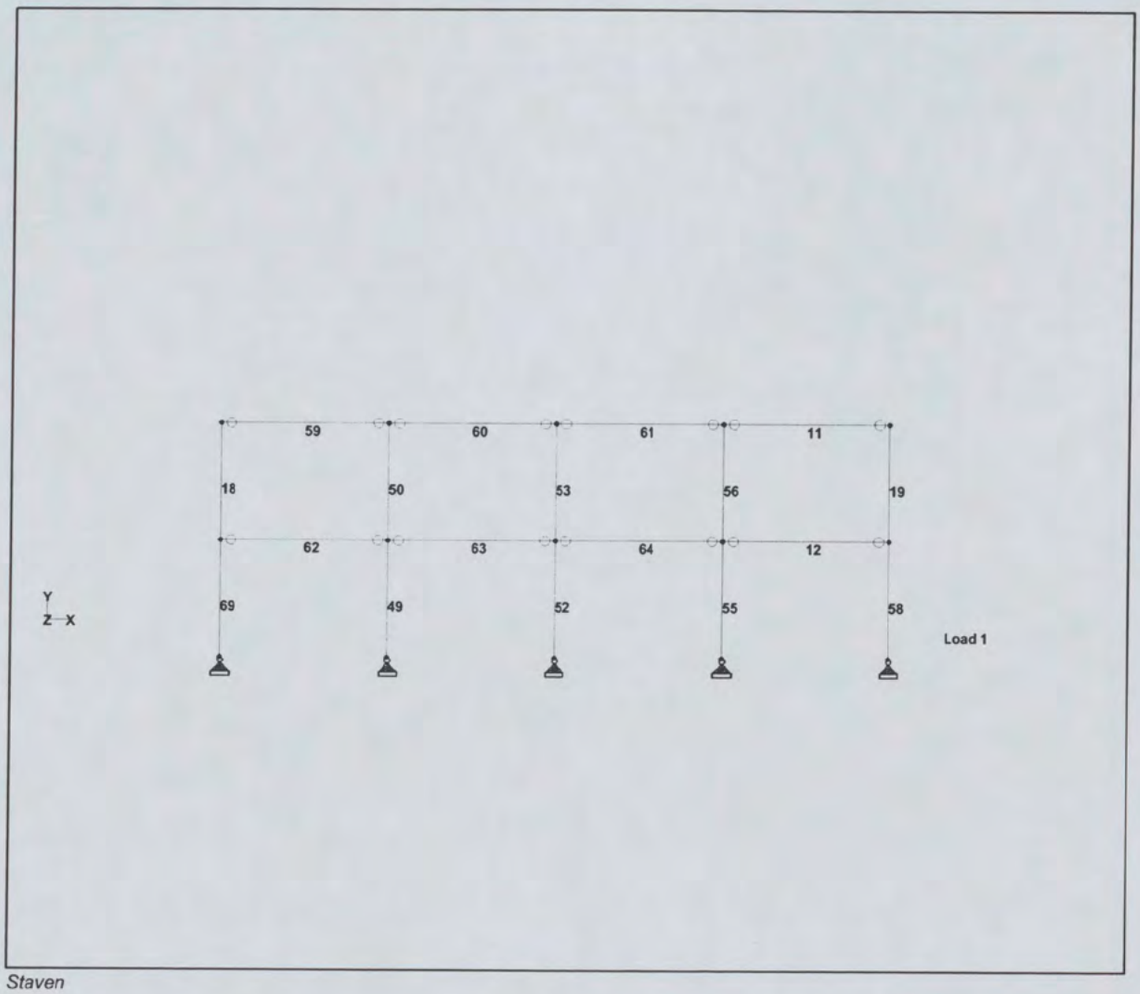

Staven



Referenties


IPE400
IPE400
IPE400
IPE400
HE140B
HE140B
HE140B
HE140B
HE140B
HE200A
HE200A
HE200A
HE200A
HE140B
HE140B
HE140B
HE140B
HE140B
Y
Z X
Load 1

Profielen



Maatvoering

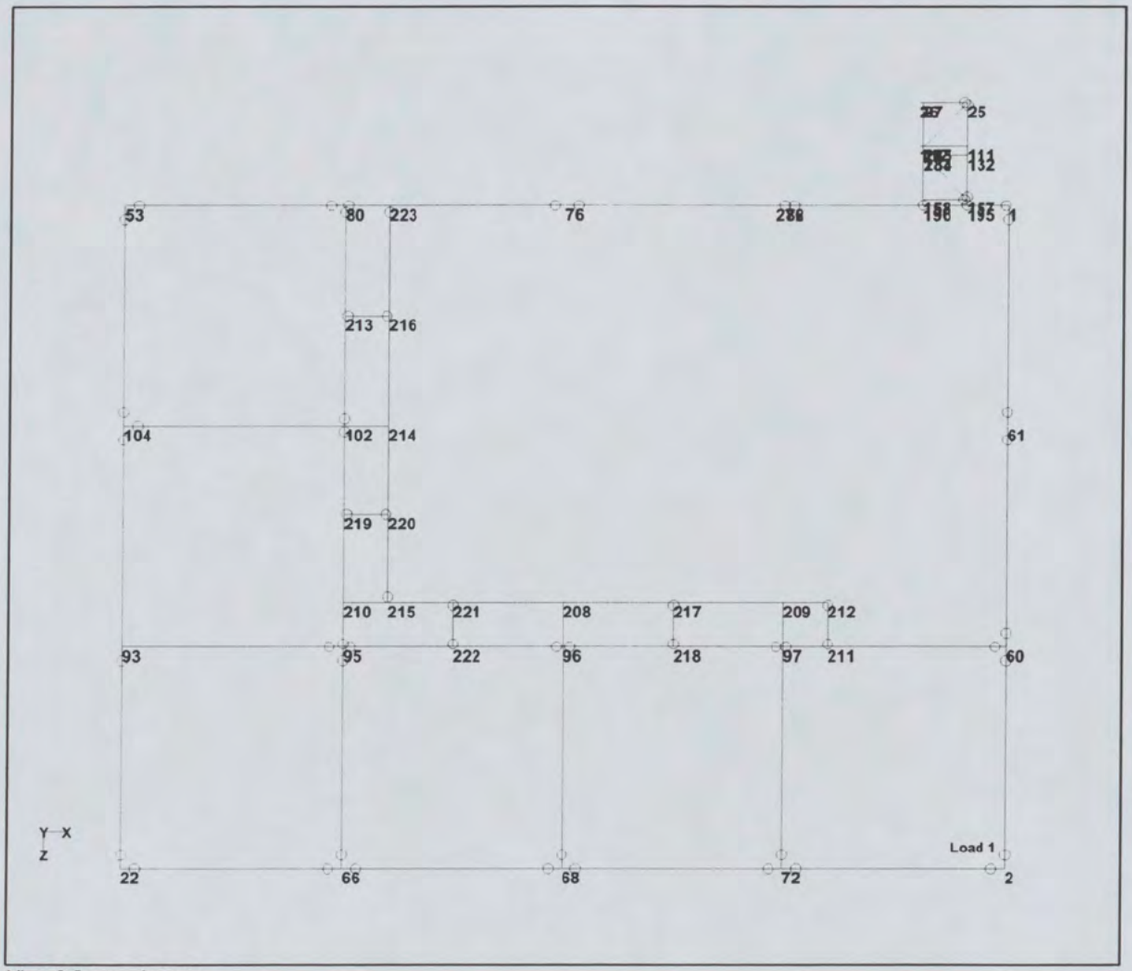

Vloer 3,5 m+ - knopen


66 14
226527223
228526225
94
393
95
498
96
299
300
301
31
144 400
149
1
384 387
288
389
145 386
395
150
39
393 394
379 385 396 390 376 382
377 398 380 392 381 383
123 397 124 391 125 378 115
151 146 289 290 38
Y X
Z
Load 1
62 63 64 12

Staven



Referenties

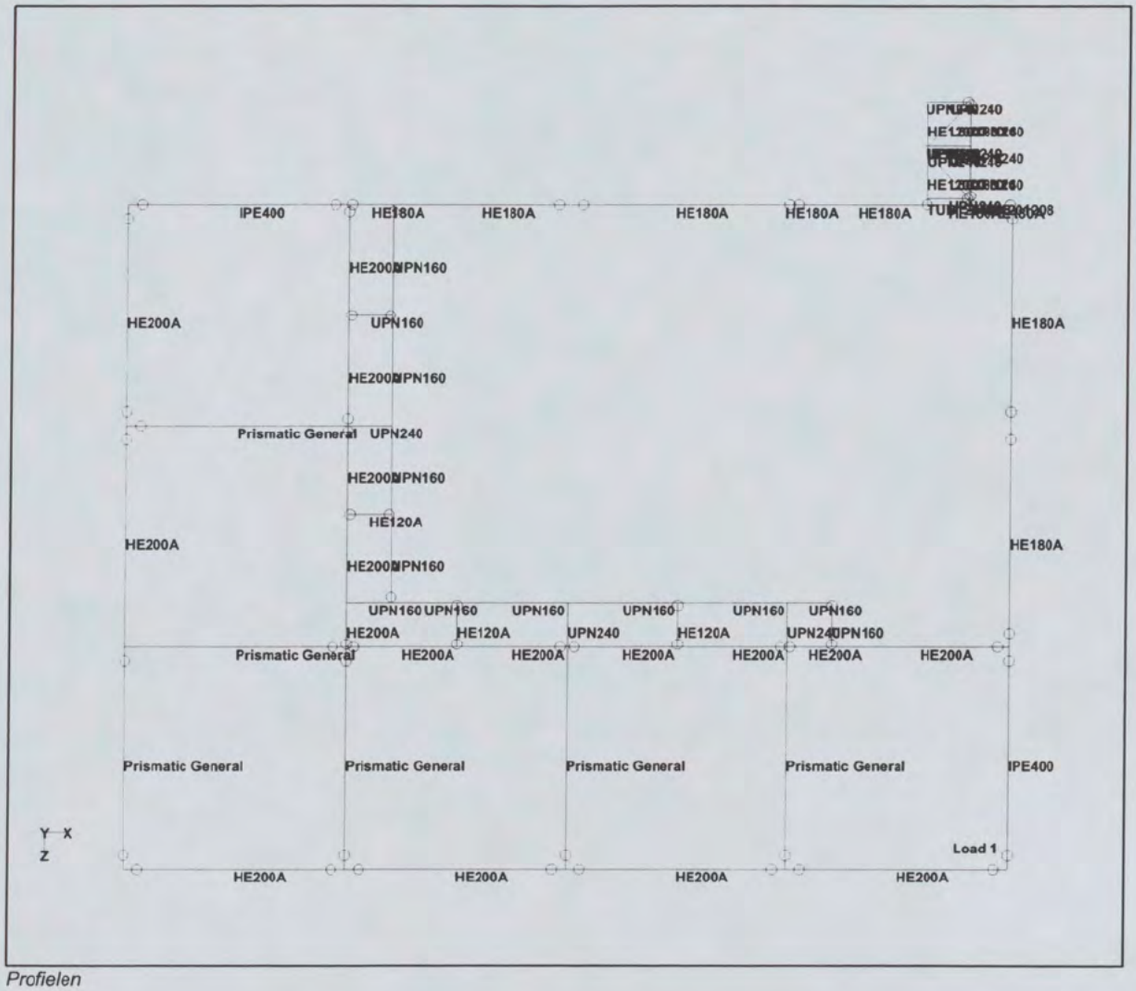
IPE400
HE180A
HE180A
HE180A
HE180A
HE180A
HE200A
UPN160
HE200A
UPN160
HE200A
Prismatic General
UPN240
HE200A
UPN160
HE120A
HE200A
HE180A
HE200A
UPN160
UPN160 UPN160
UPN160
UPN160
UPN160
HE200A
HE120A
UPN240
HE120A
UPN240
UPN160
Prismatic General
HE200A
HE200A
HE200A
HE200A
HE200A
HE200A
Prismatic General
Prismatic General
Prismatic General
Prismatic General
IPE400
Y X
Z
Load 1
HE200A
HE200A
HE200A
HE200A

Profielen



Maatvoering

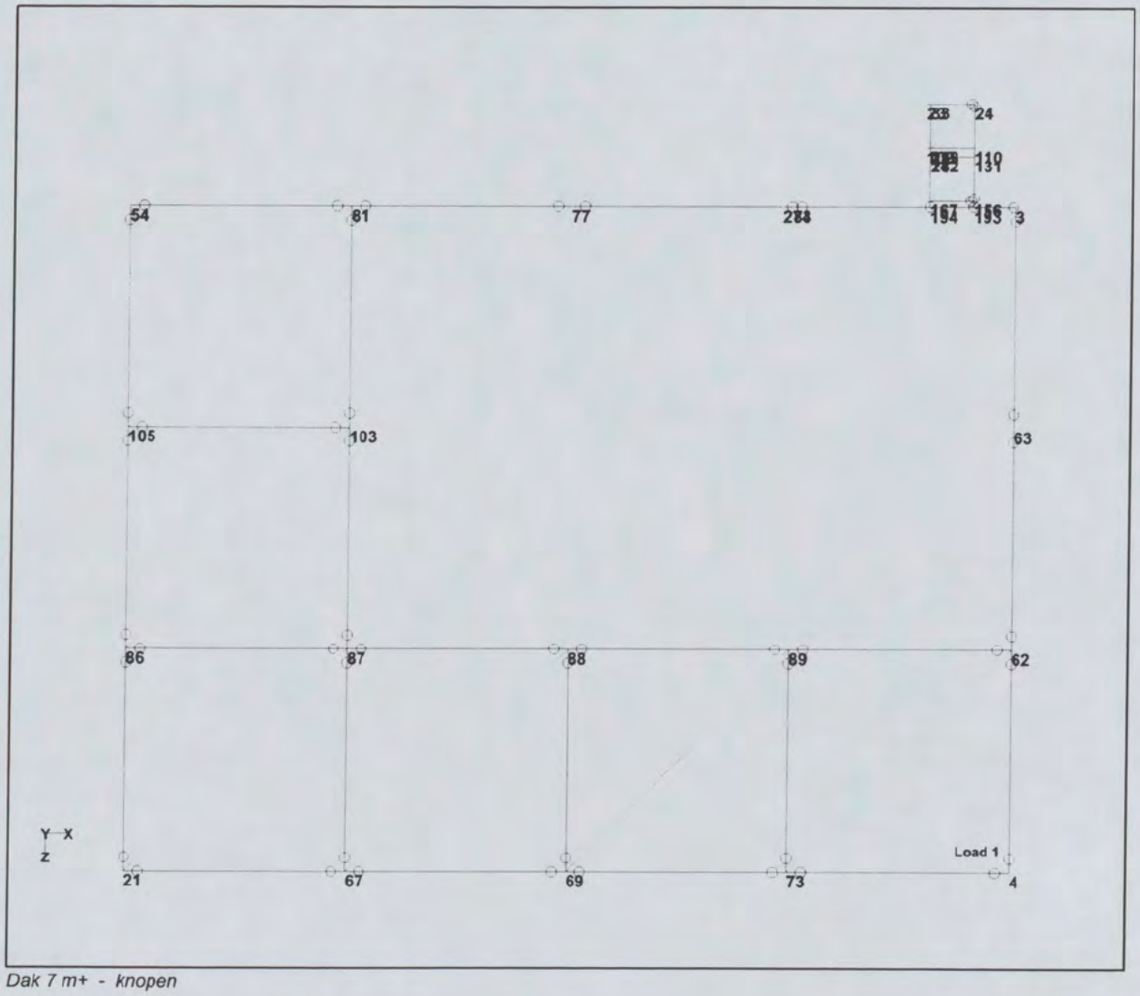

Dak 7 m+ - knopen

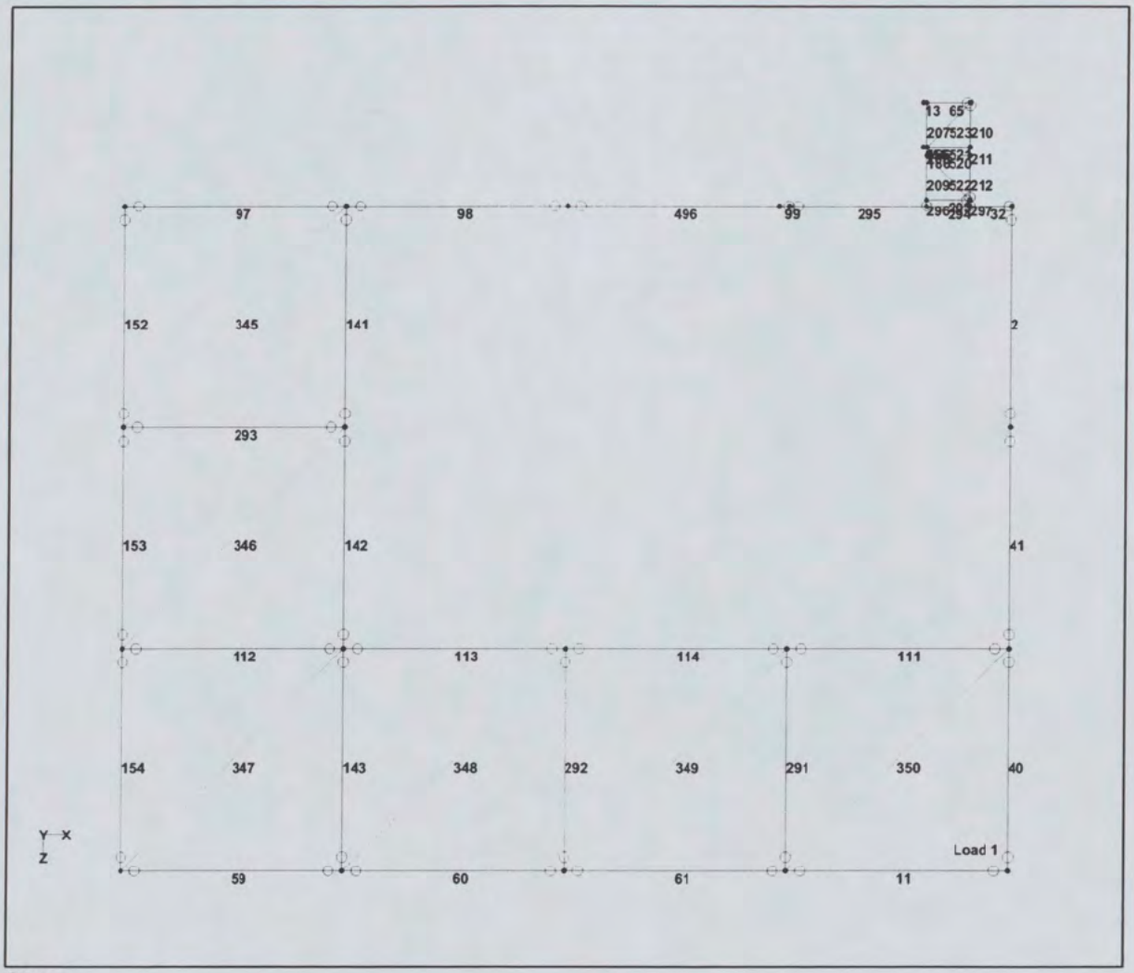
13 65
207523210
209522212
97
98
496
99
295
32
152
345
141
2
293
153
346
142
41
112
113
114
111
154
347
143
348
292
349
291
350
40
Y
X
Z
Load 1
59
60
61
11

Staven



Referenties

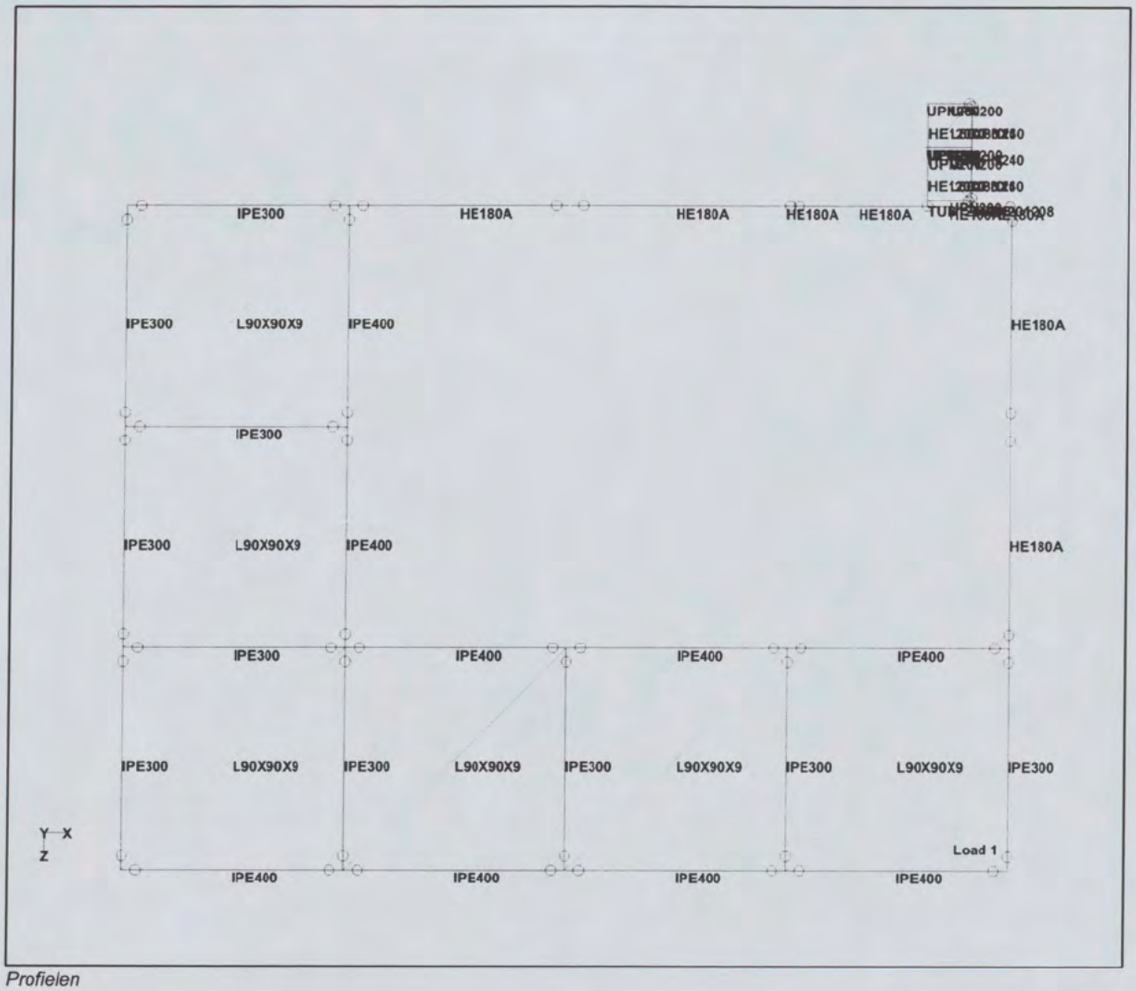
IPE300
HE180A
HE180A
HE180A
HE180A
IPE300
L90X90X9
IPE400
HE180A
IPE300
IPE300
L90X90X9
IPE400
HE180A
IPE300
IPE400
IPE400
IPE400
IPE300
L90X90X9
IPE300
L90X90X9
IPE300
L90X90X9
IPE300
L90X90X9
IPE300
Y
X
Z
Load 1
IPE400
IPE400
IPE400
IPE400

Profielen



Maatvoering

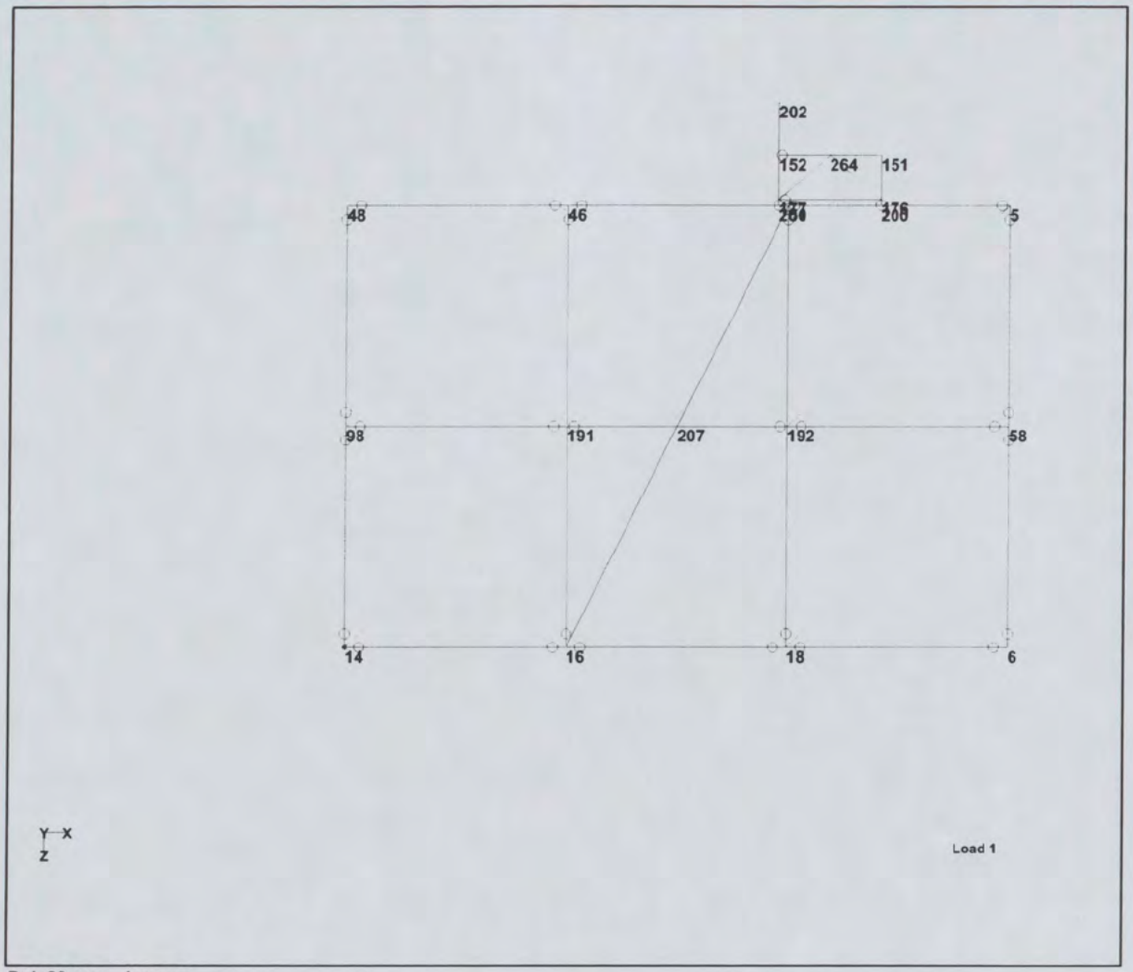

Dak 22 m+ - knopen

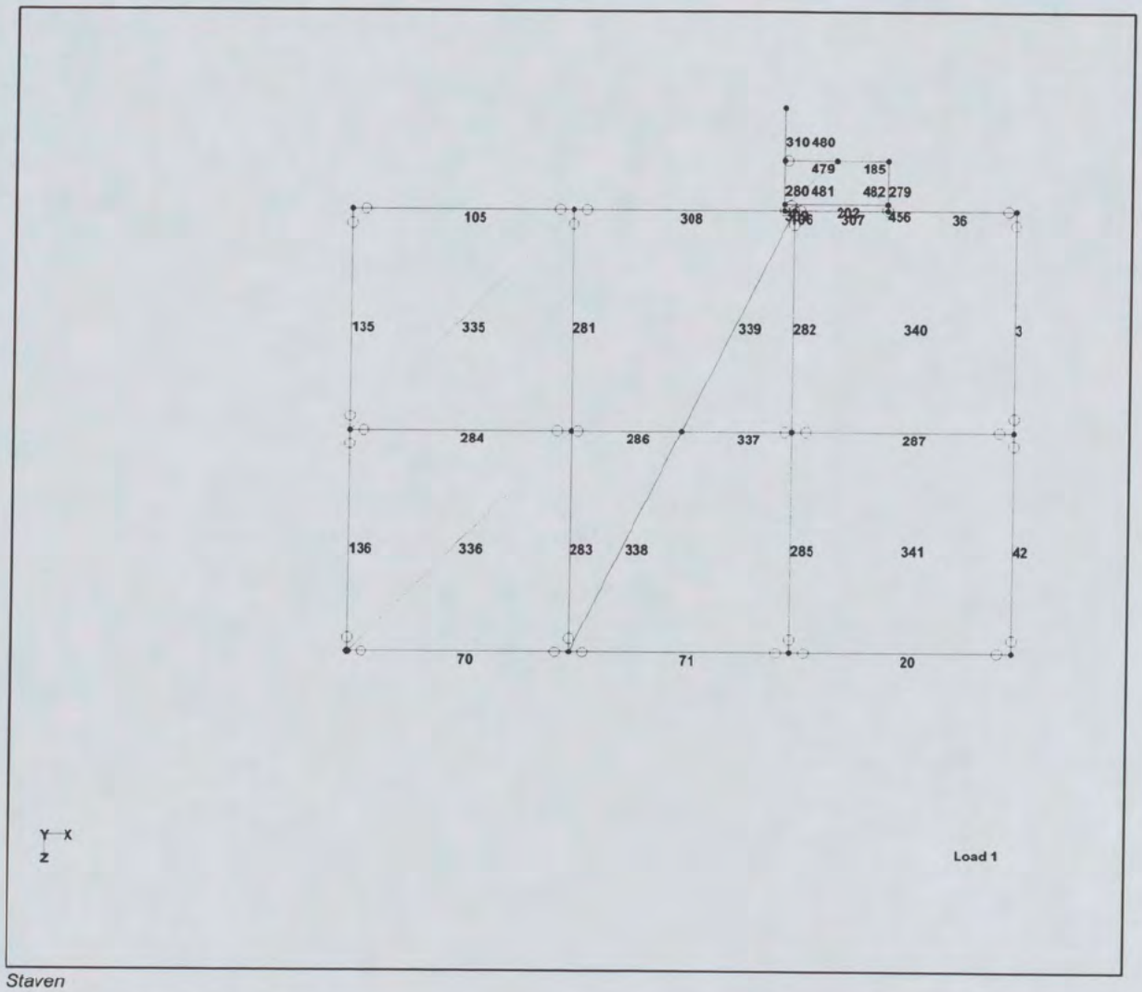
310 480
479
185
280 481
482 279
105
308
306
307
456
36
135
335
281
339
282
340
284
286
337
287
136
336
283
338
285
341
42
70
71
20
Y
X
Z
Load 1

Staven

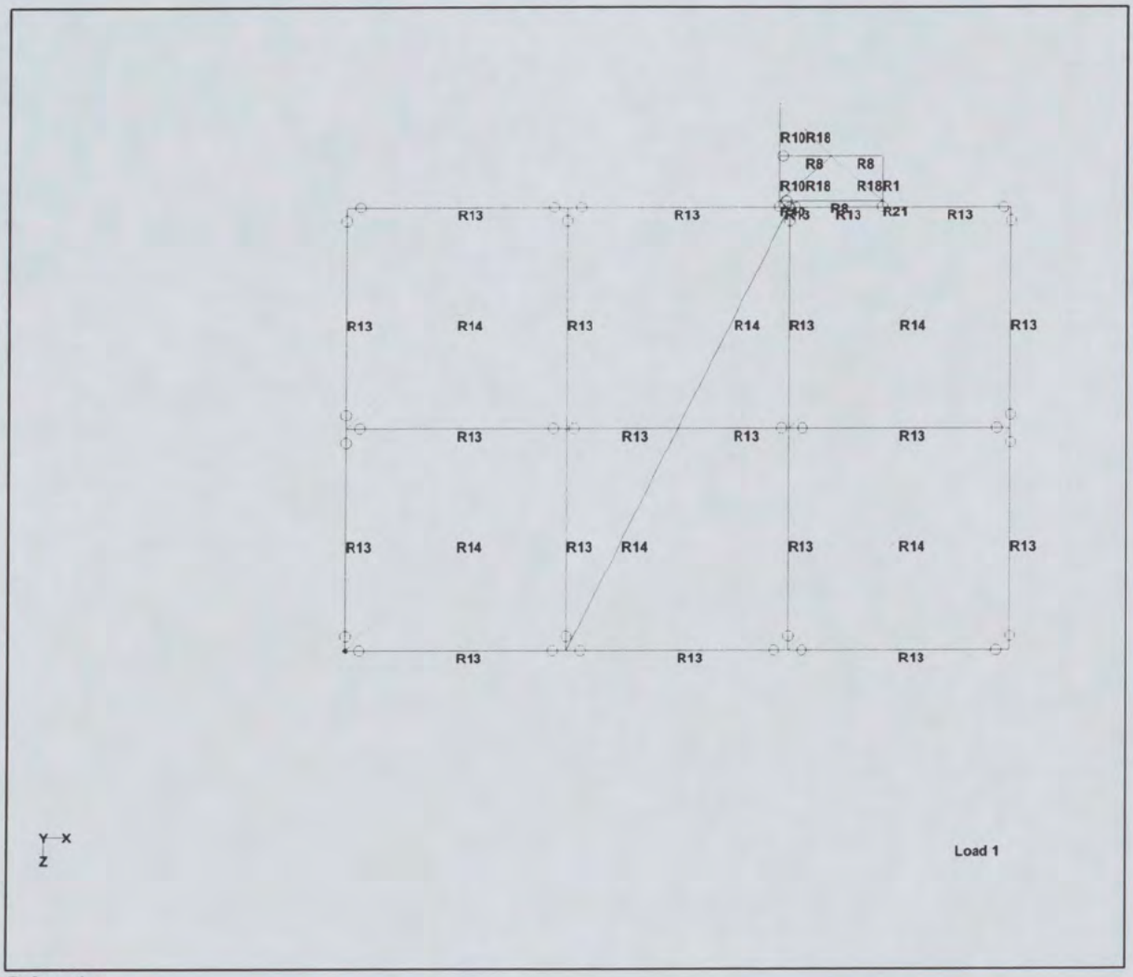

Referenties


UPN200
UPN200
IPE400
IPE400
IPE400
L90X90X9
IPE400
L90X90X9
IPE400
L90X90X9
IPE400
IPE400
IPE400
IPE400
IPE400
IPE400
L90X90X9
IPE400
L90X90X9
IPE400
L90X90X9
IPE400
IPE400
IPE400
IPE400
Y
X
Z
Load 1

Profielen

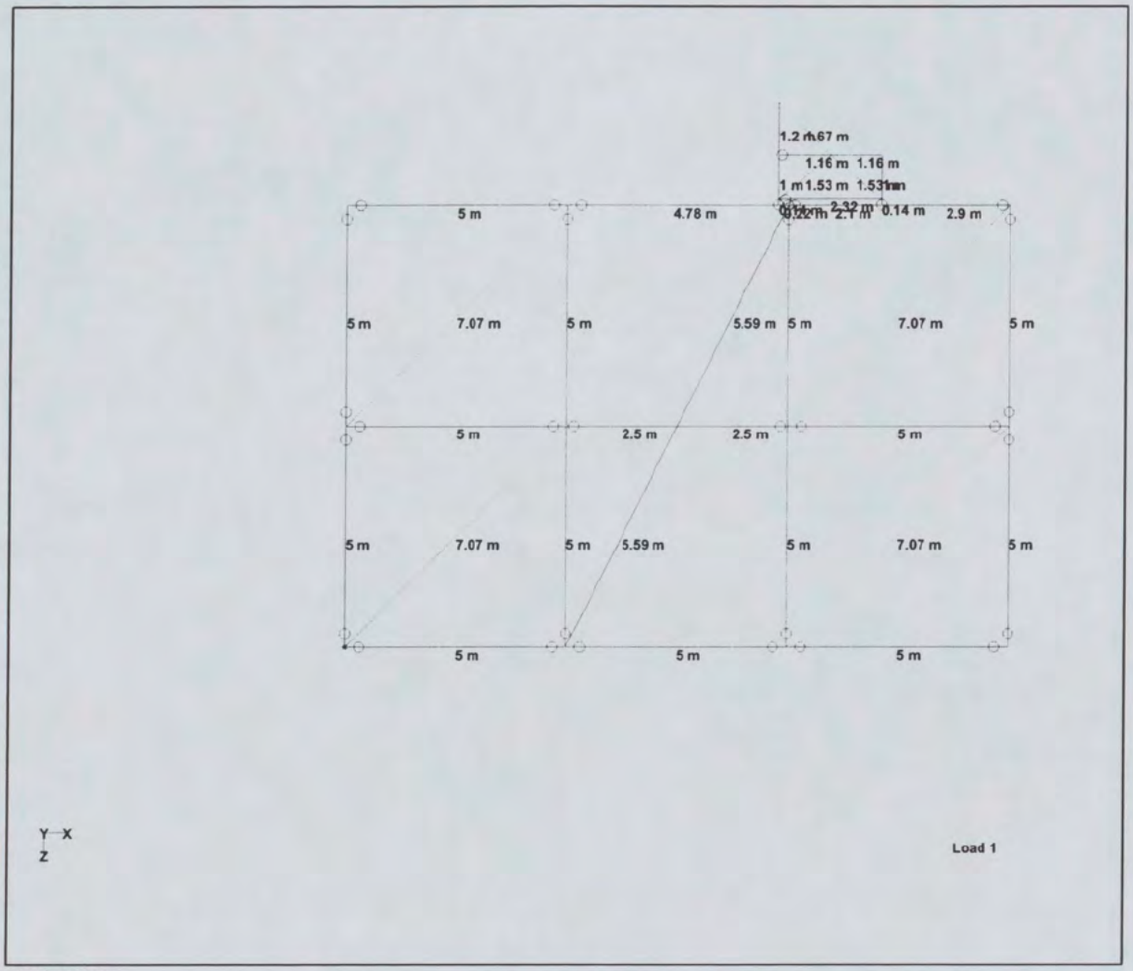

Maatvoering



Trappenhuis - knopen

MOURIK B.V. Model 2 - datum: 8-6-2006 Software licensed to Cumae B.V.	Job No 20051248.B	Sheet No 72	Rev
	Part STAALCONSTRUCTIE PROEFFABRIEK		
Job Title SHELL GLOBAL SOLUTIONS	Ref 04B020		
	By [redacted]	Date 01-Jun-06	Chd [redacted]
Client MOURIK	File Model 2.std	Date/Time 08-Jun-2006 14:57	



Staven

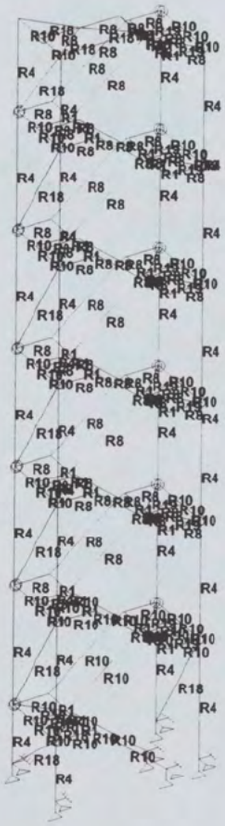

Referenties



Maatvoering



B.G. 1

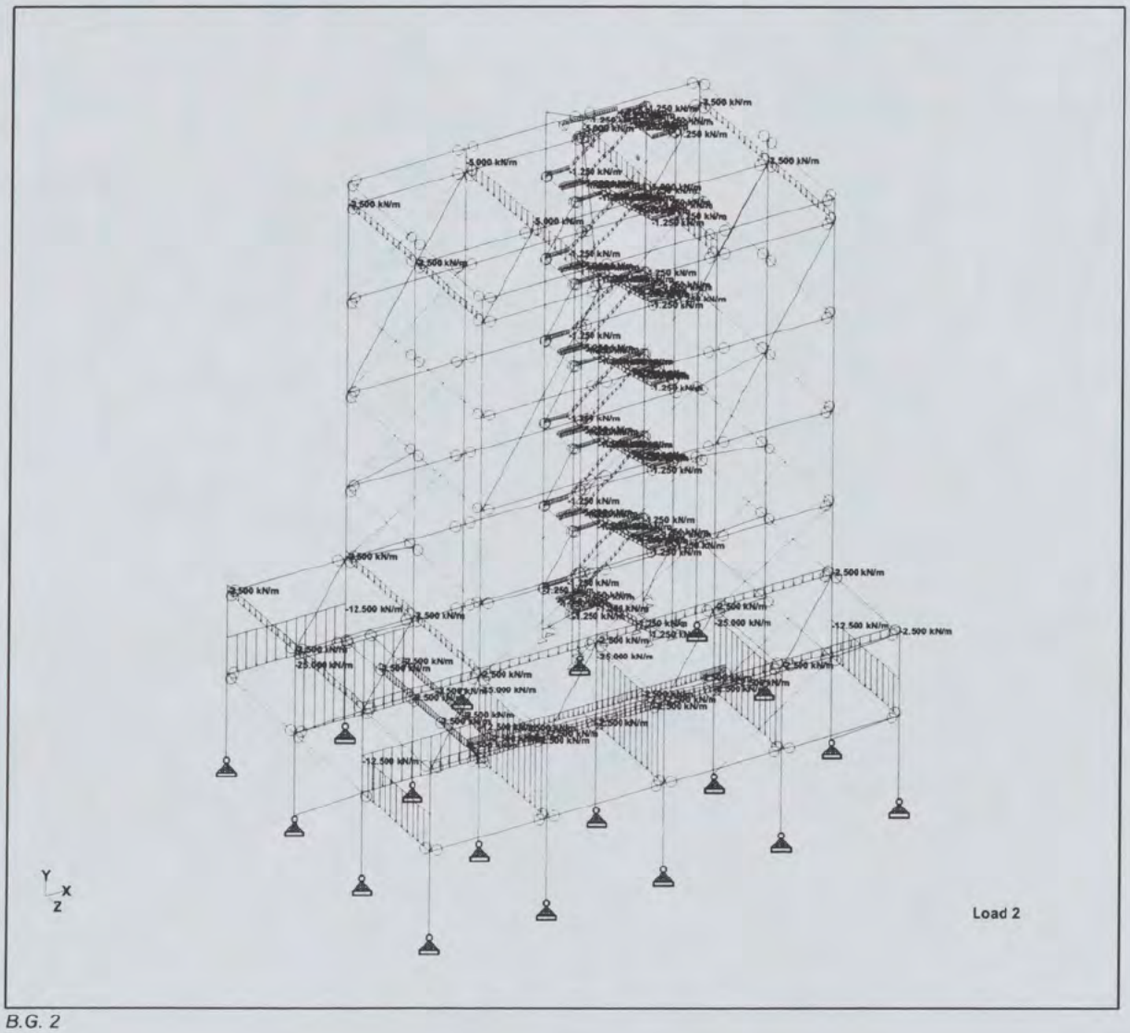

B.G. 2

the scale towards document



B.G. 3



B.G. 4



B.G. 5

the scale towards document

MOURIK B.V. **Model 2 - datum: 8-6-2006** Software licensed to Cumae B.V.	Job No **20051248.B**	Sheet No **80**	Rev
	Part STAALCONSTRUCTIE PROEFFABRIEK		
Job Title SHELL GLOBAL SOLUTIONS	Ref 04B020		
	By [redacted]	Date 01-Jun-06	Chd [redacted]
Client MOURIK	File Model 2.std	Date/Time 08-Jun-2006 14:57	

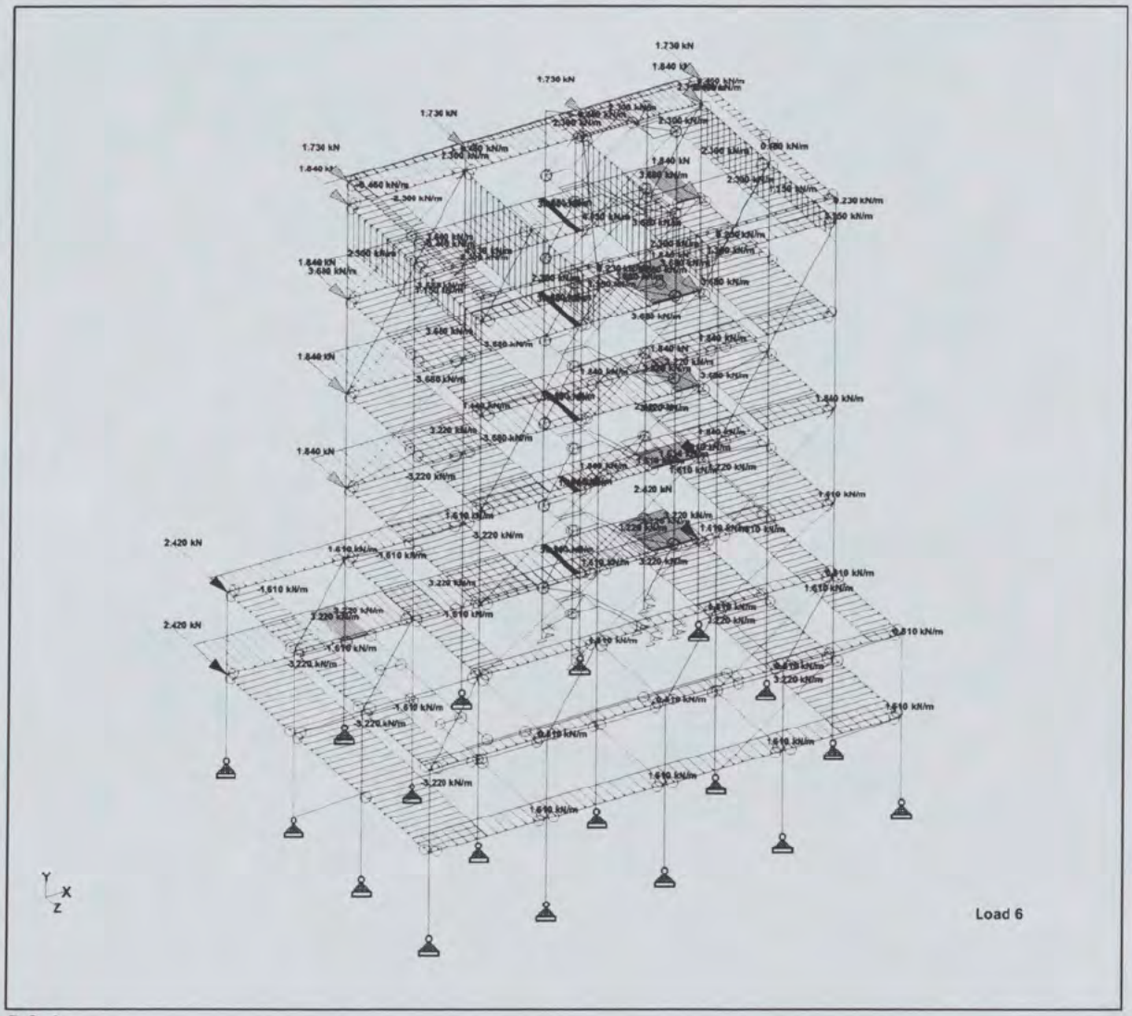

B.G. 6

the scale towards document

MOURIK B.V. **Model 2 - datum: 8-6-2006** Software licensed to Cumae B.V.	Job No **20051248.B**	Sheet No **81**	Rev
	Part STAALCONSTRUCTIE PROEFFABRIEK		
Job Title SHELL GLOBAL SOLUTIONS	Ref 04B020		
	By [redacted]	Date 01-Jun-06	Chd [redacted]
Client MOURIK	File Model 2.std	Date/Time 08-Jun-2006 14:57	

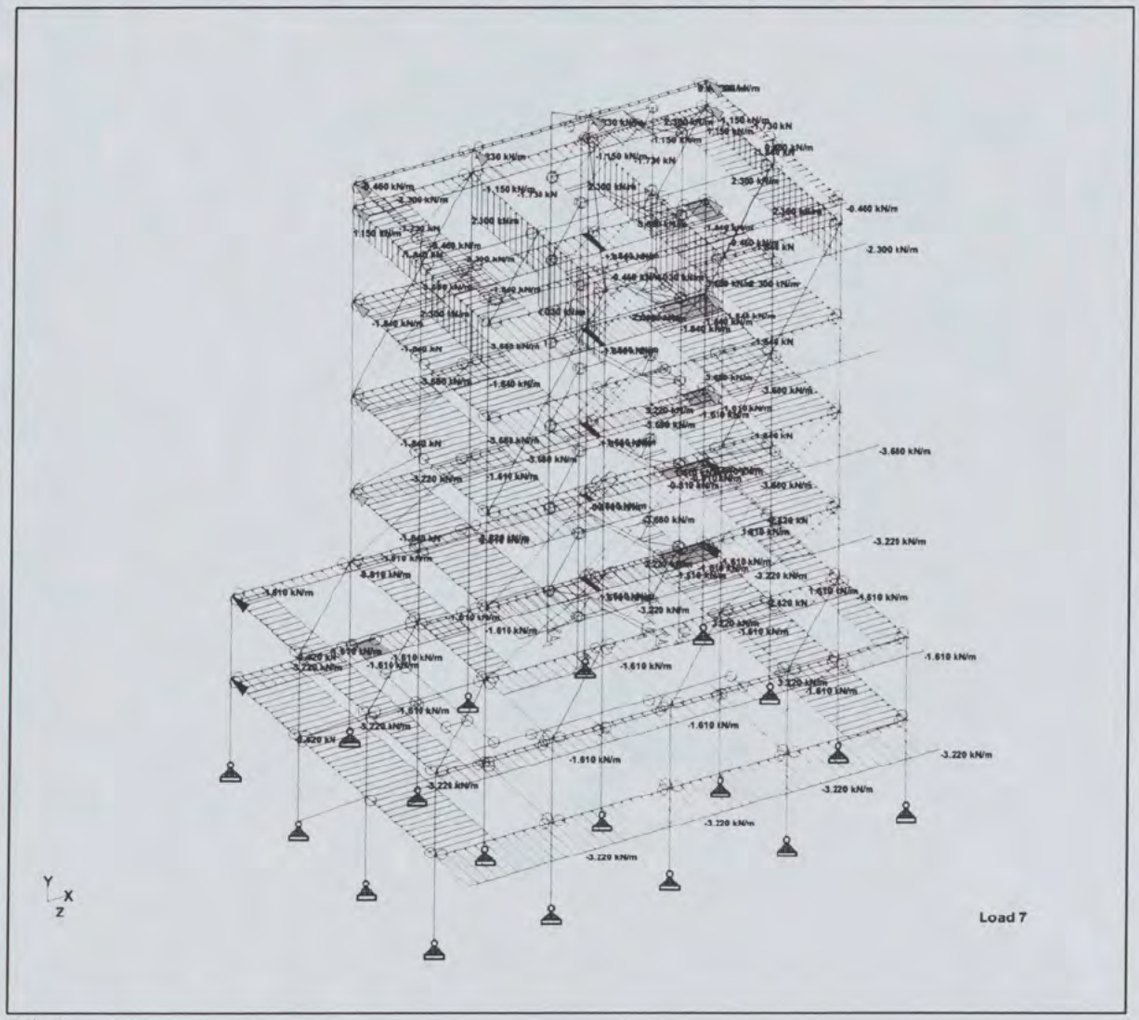

B.G. 7

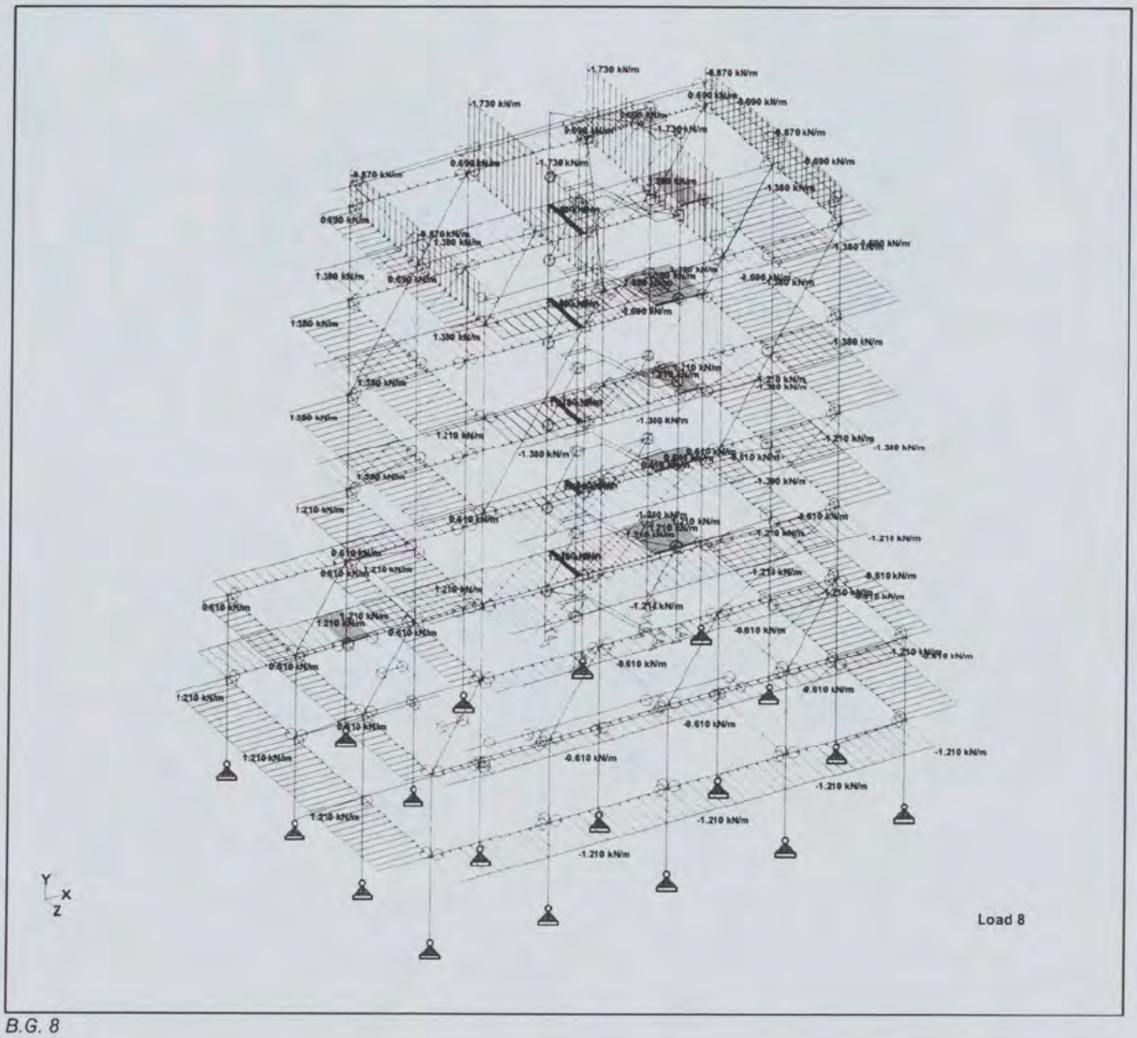

B.G. 8

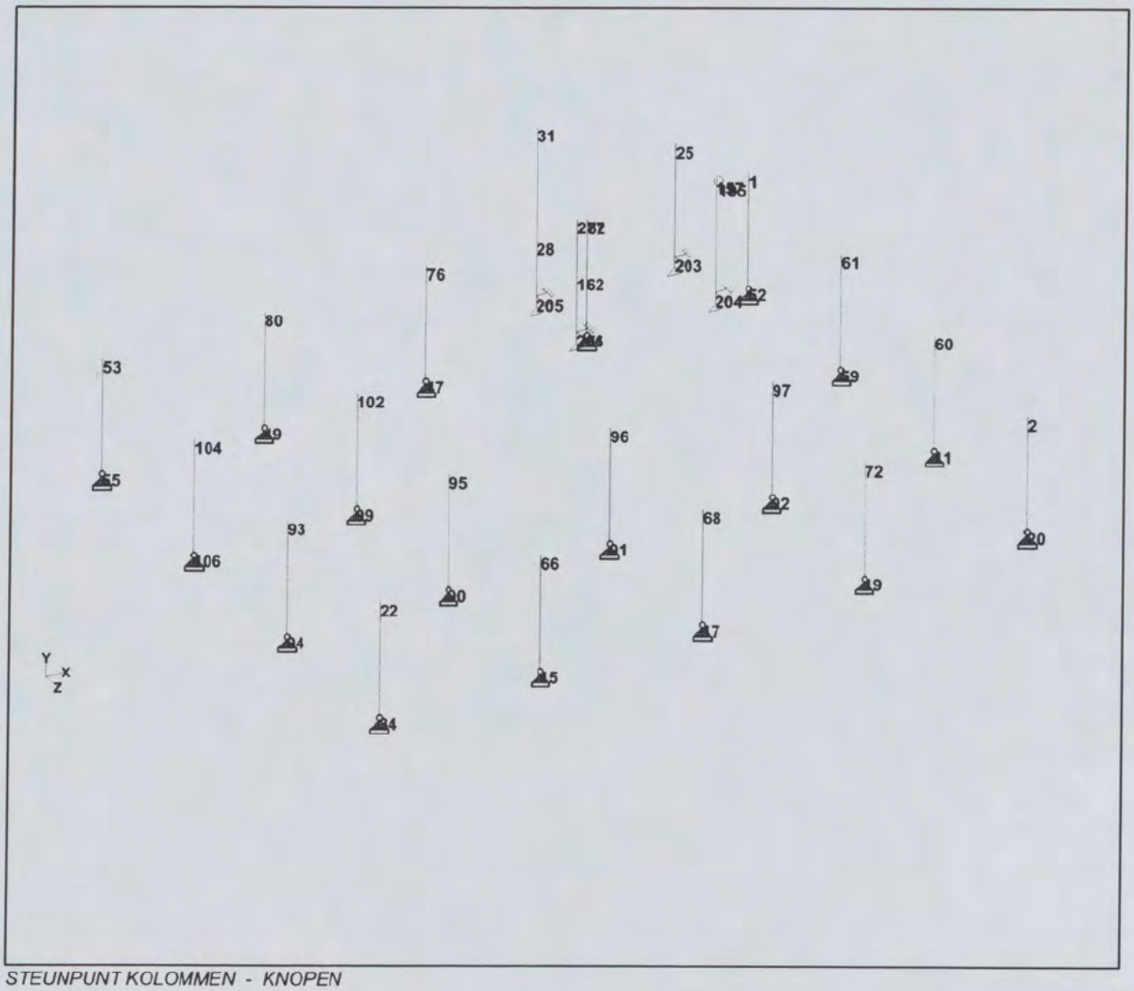

STEUNPUNT KOLOMMEN - KNOPEN



Portaal rij 1 - specificaties

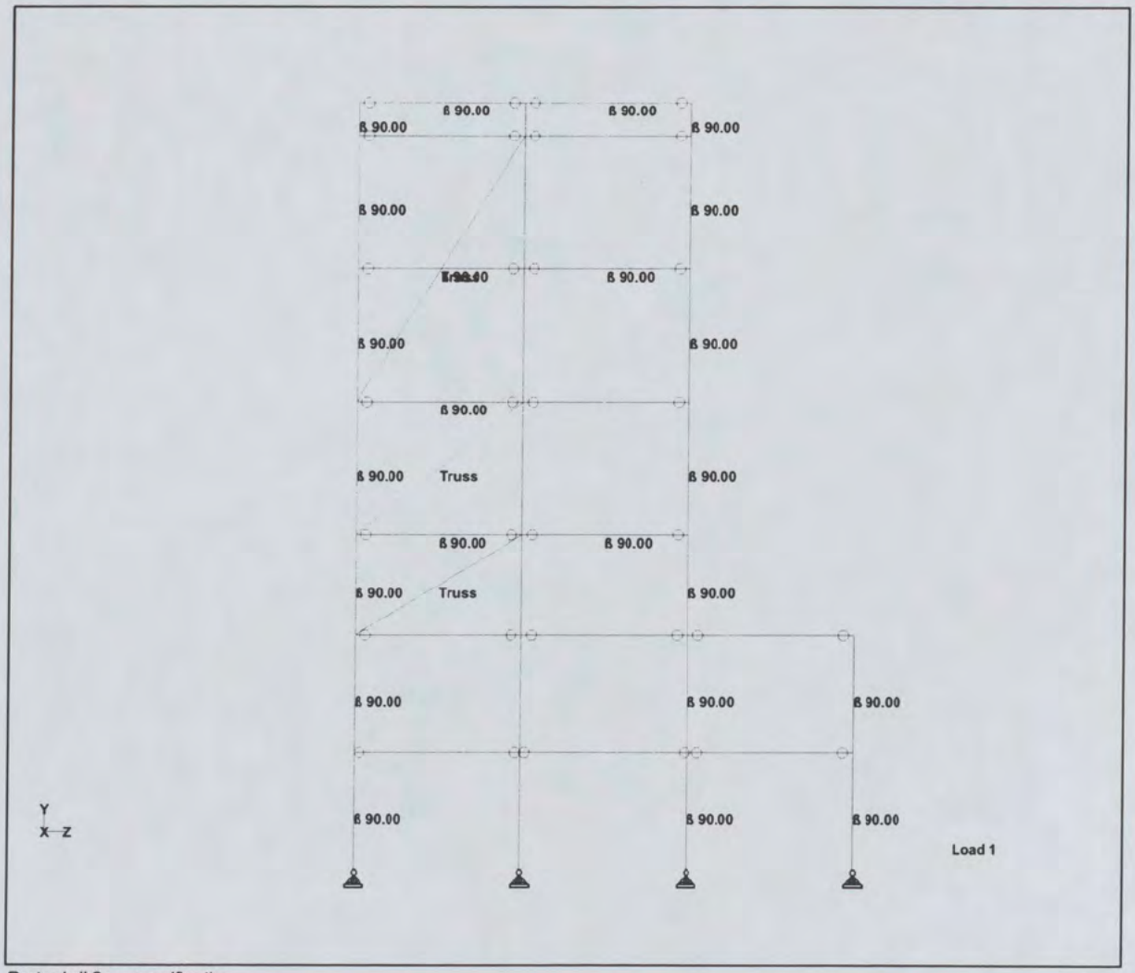

Portaal rij 2 - specificaties

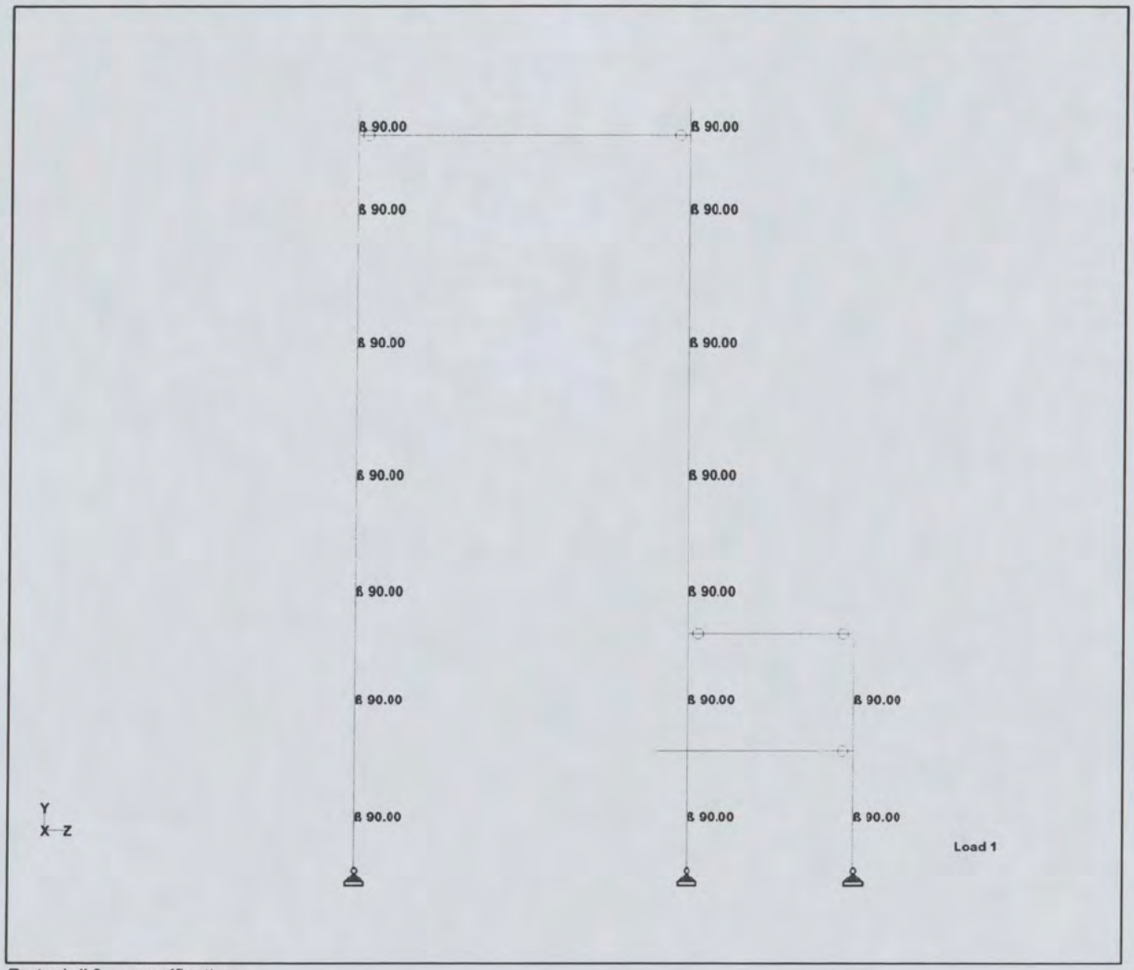

Portaal rij 3 - specificaties



Portaal rij 4 - specificaties

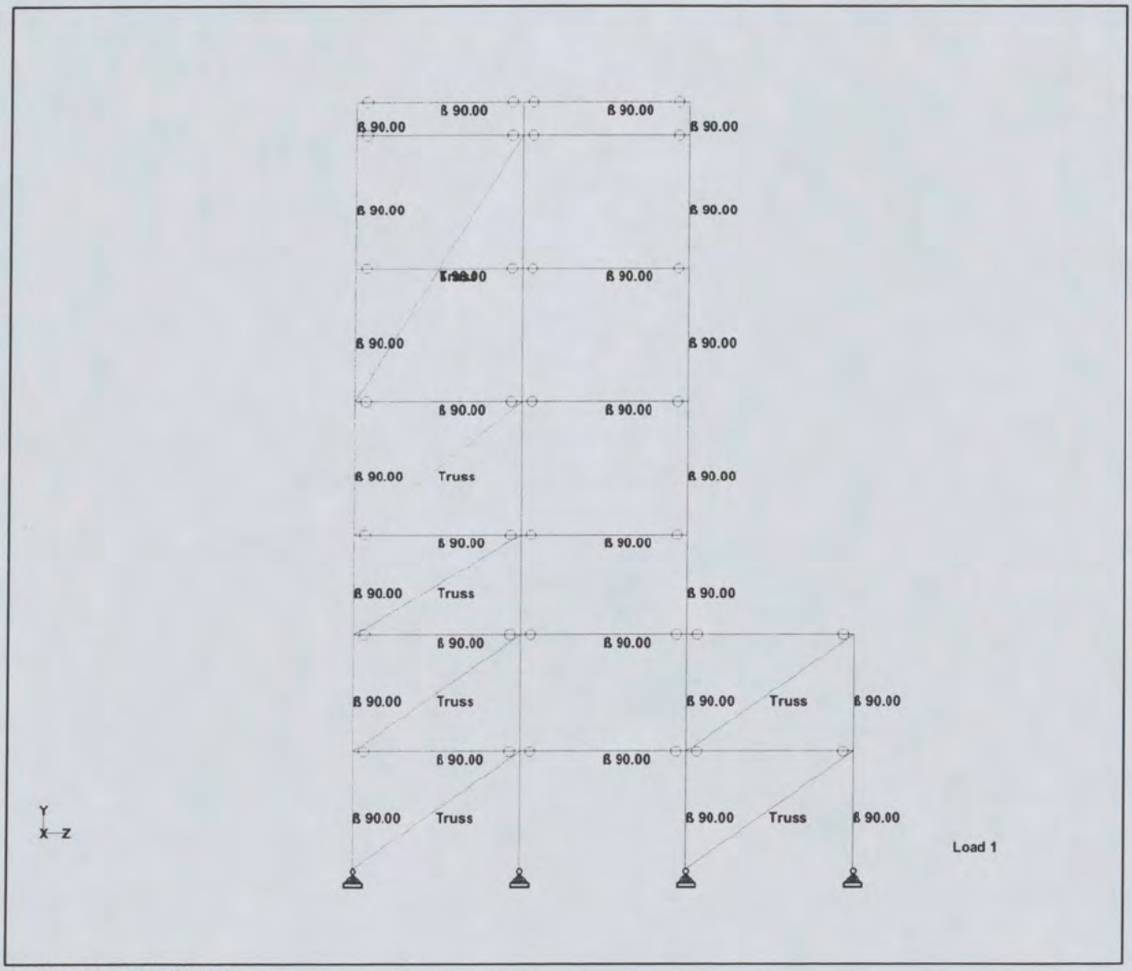

Portaal rij 5 - specificaties



Portaal rij A - specificaties

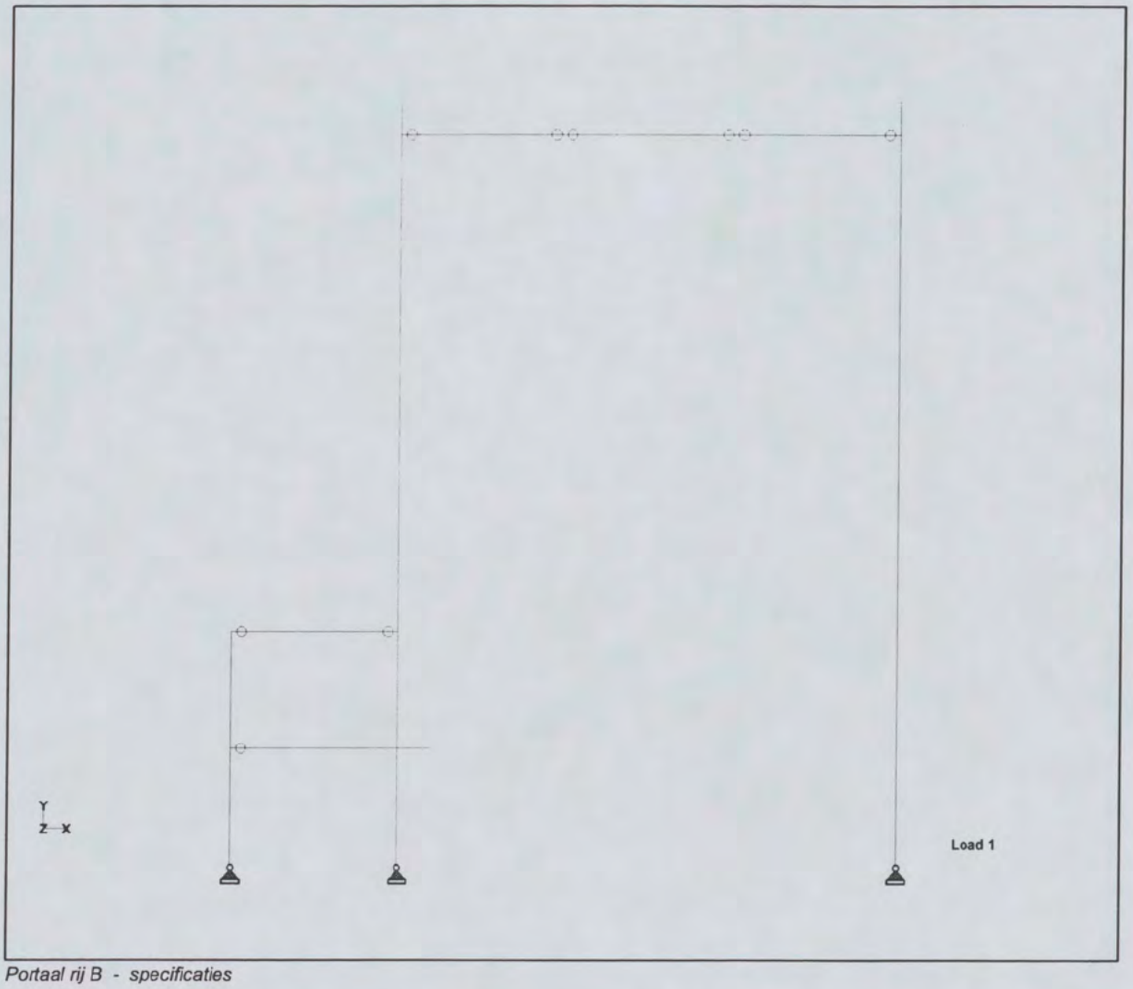

Portaal rij B - specificaties

the scale towards document

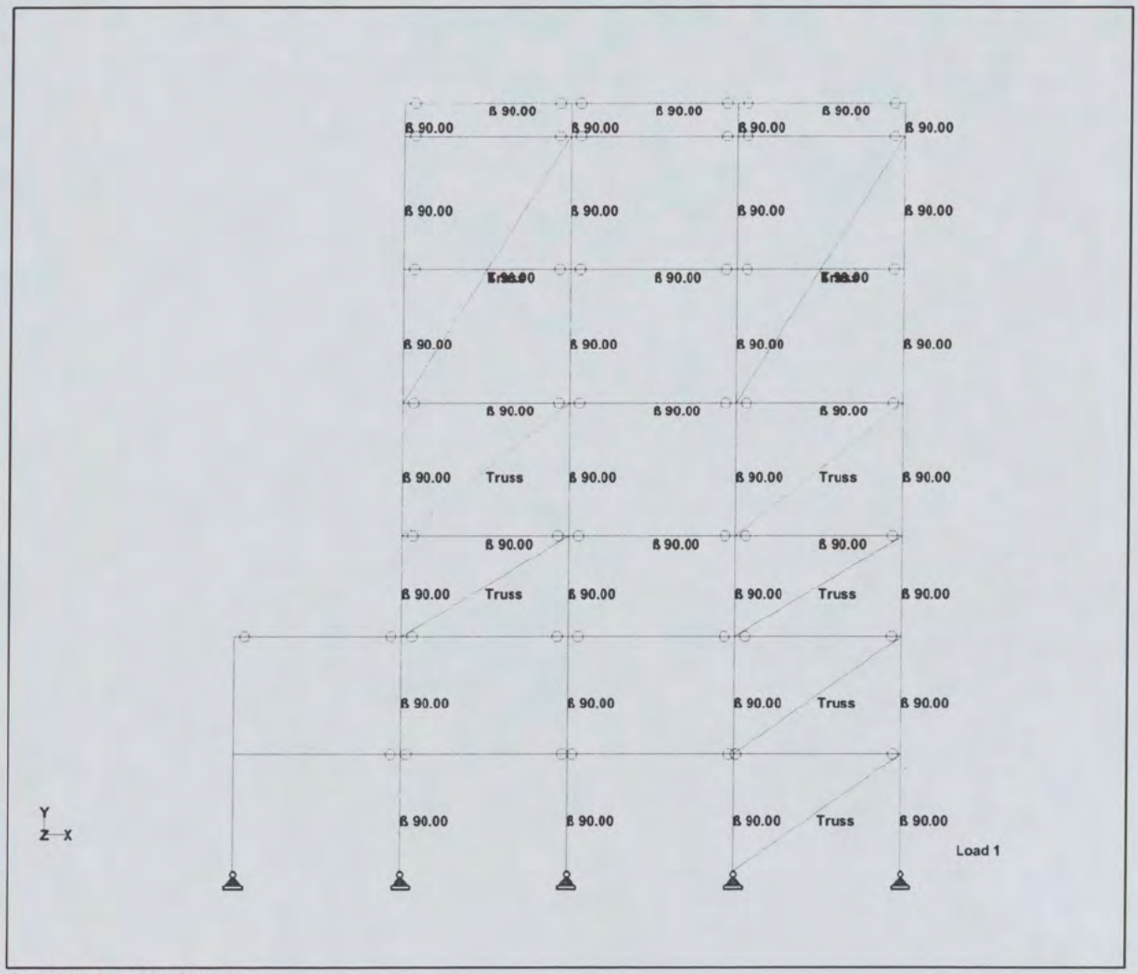

Portaal rij C - specificaties

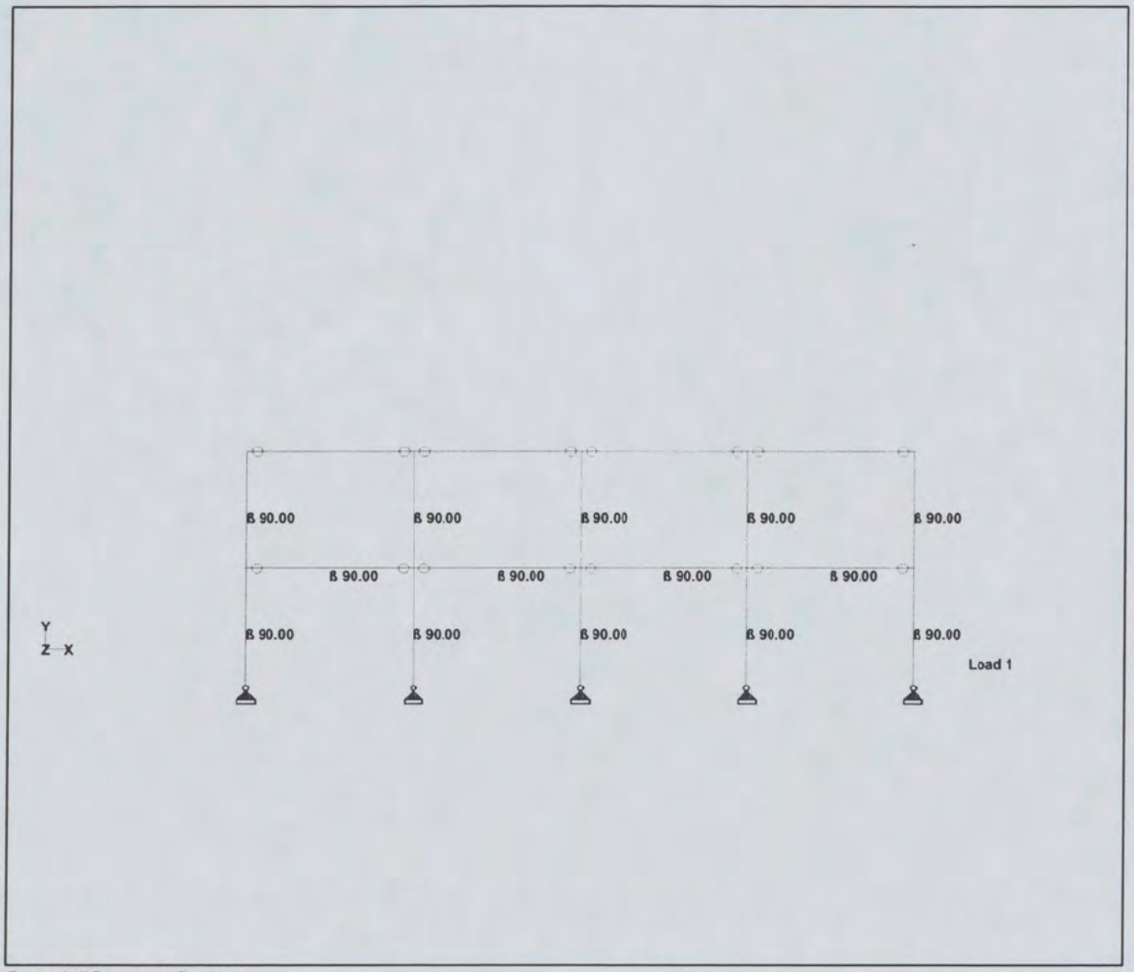

Portaal rij D - specificaties

MOURIK B.V. **Model 2 - datum: 15-6-2006** Software licensed to Cumae B.V.	Job No **20051248.B**	Sheet No **27**	Rev
	Part STAALCONSTRUCTIE PROEFFABRIEK		
Job Title SHELL GLOBAL SOLUTIONS	Ref 04B020		
	By [redacted]	Date 01-Jun-06	Chd [redacted]
Client MOURIK	File Model 2.std	Date/Time 08-Jun-2006 14:57	



bemating

```
**************************************************
*                                                *
*          STAAD.Pro                             *
*          Version  2004    Bld 1002.UK.1003     *
*          Proprietary Program of                *
*          Research Engineers,  Intl.            *
*          Date=    JUN  8, 2006                 *
*          Time=    14:57:58                     *
*                                                *
*     USER ID: Cumae B.V.                        *
**************************************************
```

```
    1. STAAD SPACE STAALCONSTRUCTIE PROEFFABRIEK [2]
INPUT FILE: Model 2.STD
    2. START JOB INFORMATION
    3. JOB NAME SHELL GLOBAL SOLUTIONS
    4. JOB CLIENT MOURIK
    5. JOB NO 20051248.B
    6. JOB PART STAALCONSTRUCTIE PROEFFABRIEK
    7. JOB REF 04B020
    8. ENGINEER NAME [redacted]
    9. CHECKER NAME [redacted]
   10. APPROVED NAME [redacted]
   11. ENGINEER DATE 01-JUN-06
   12. END JOB INFORMATION
   13. INPUT WIDTH 79
   14. UNIT METER KN
   15. JOINT COORDINATES
   16. 1 20 3.5 0; 2 20 3.5 15; 3 20 7 0; 4 20 7 15; 5 20 22 0; 6 20 22 10; 7 20 14 0
   17. 8 20 14 10; 9 20 10 0; 10 20 10 10; 11 20 0 10; 12 15.8269 8.75 -2.34
   18. 13 17.9931 10.5 -2.34; 14 5 22 10; 15 5 0 15; 16 10 22 10; 17 10 0 15
   19. 18 15 22 10; 19 15 0 15; 20 20 0 15; 21 0 7 15; 22 0 3.5 15
   20. 23 17.9931 7 -2.34; 24 19.055 7 -2.34; 25 19.055 3.5 -2.34
   21. 26 17.9931 3.5 -2.34; 27 18.081 3.5 -2.34; 28 14.78 1.75 -2.34
   22. 29 15.8269 1.75 -2.34; 30 15.8269 5.25 -2.34; 31 14.78 5.25 -2.34
   23. 32 14.78 8.75 -2.34; 33 18.081 7 -2.34; 34 0 0 15; 35 5 10 10; 36 5 14 10
   24. 37 19.055 10.5 -2.34; 38 19.055 14 -2.34; 39 17.993 14 -2.34
   25. 40 19.055 17.5 -2.34; 41 17.9823 17.5 -2.34; 42 15.7922 15.75 -2.34
   26. 43 15.8269 12.25 -2.34; 44 14.78 12.25 -2.34; 45 14.78 15.75 -2.34; 46 10 22 0
   27. 47 10 0 0; 48 5 22 0; 49 5 0 0; 50 15 22 0; 51 15 0 0; 52 20 0 0; 53 0 3.5 0
   28. 54 0 7 0; 55 0 0 0; 56 5 14 0; 57 5 10 0; 58 20 22 5; 59 20 0 5; 60 20 3.5 10
   29. 61 20 3.5 5; 62 20 7 10; 63 20 7 5; 64 20 14 5; 65 20 10 5; 66 5 3.5 15
   30. 67 5 7 15; 68 10 3.5 15; 69 10 7 15; 70 10 10 10; 71 10 14 10; 72 15 3.5 15
   31. 73 15 7 15; 74 15 10 10; 75 15 14 10; 76 10 3.5 0; 77 10 7 0; 78 10 10 0
   32. 79 10 14 0; 80 5 3.5 0; 81 5 7 0; 82 15 3.5 0; 83 15 7 0; 84 15 10 0
   33. 85 15 14 0; 86 0 7 10; 87 5 7 10; 88 10 7 10; 89 15 7 10; 90 5 0 10
   34. 91 10 0 10; 92 15 0 10; 93 0 3.5 10; 94 0 0 10; 95 5 3.5 10; 96 10 3.5 10
   35. 97 15 3.5 10; 98 5 22 5; 99 5 0 5; 100 5 14 5; 101 5 10 5; 102 5 3.5 5
   36. 103 5 7 5; 104 0 3.5 5; 105 0 7 5; 106 0 0 5; 107 15.8269 8.75 -1.34
   37. 108 17.9931 10.5 -1.34; 109 17.9931 7 -1.34; 110 19.055 7 -1.34
   38. 111 19.055 3.5 -1.34; 112 17.9931 3.5 -1.34; 113 18.081 3.5 -1.34
   39. 114 14.78 1.75 -1.34; 115 15.8269 1.75 -1.34; 116 15.8269 5.25 -1.34
   40. 117 14.78 5.25 -1.34; 118 14.78 8.75 -1.34; 119 18.081 7 -1.34
```


the scale towards document
C1 B1 A1 C2 B2 A2 B5 A5 20 18 17 16 11
10 09 03 02 01 C7 B7 A7 C8 B8 A8 C9 B9
Patch Reference numbers on UTT TE263 Serial No. 380
Image Engineering Scan Reference Chart

41. 120 19.055 10.5 -1.34; 121 19.055 14 -1.34; 122 17.993 14 -1.34
42. 123 19.055 17.5 -1.34; 124 17.9823 17.5 -1.34; 125 15.7922 15.75 -1.34
43. 126 15.8269 12.25 -1.34; 127 14.78 12.25 -1.34; 128 14.78 15.75 -1.34
44. 129 15.939 8.75 -1.14; 130 18.081 10.5 -1.14; 131 19.055 7 -1.14
45. 132 19.055 3.5 -1.14; 133 18.081 3.5 -1.14; 134 15.9392 5.25 -1.14
46. 135 18.0931 0 -1.14; 136 15.9392 1.75 -1.14; 137 14.78 1.75 -1.14
47. 138 15.8269 1.75 -1.14; 139 15.8269 5.25 -1.14; 140 14.78 5.25 -1.14
48. 141 14.78 8.75 -1.14; 142 18.081 7 -1.14; 143 19.055 10.5 -1.14
49. 144 19.055 14 -1.14; 145 18.081 14 -1.14; 146 19.055 17.5 -1.14
50. 147 14.78 15.75 -1.14; 148 14.78 12.25 -1.14; 149 15.9392 12.25 -1.14
51. 150 15.9392 15.75 -1.14; 151 17.099 22 -1.14; 152 14.78 22 -1.14
52. 153 18.0992 17.5 -1.14; 154 15.939 8.75 -0.14; 155 18.081 10.5 -0.14
53. 156 19.055 7 -0.14; 157 19.055 3.5 -0.14; 158 18.081 3.5 -0.14
54. 159 15.9392 5.25 -0.14; 160 18.0931 0 -0.14; 161 15.9392 1.75 -0.14
55. 162 14.78 1.75 -0.14; 163 15.8269 1.75 -0.14; 164 15.8269 5.25 -0.14
56. 165 14.78 5.25 -0.14; 166 14.78 8.75 -0.14; 167 18.081 7 -0.14
57. 168 19.055 10.5 -0.14; 169 19.055 14 -0.14; 170 18.081 14 -0.14
58. 171 19.055 17.5 -0.14; 172 14.78 15.75 -0.14; 173 14.78 12.25 -0.14
59. 174 15.9392 12.25 -0.14; 175 15.9392 15.75 -0.14; 176 17.099 22 -0.14
60. 177 14.78 22 -0.14; 178 18.0992 17.5 -0.14; 179 15.827 8.75 -1.14
61. 180 15.827 8.75 -0.14; 181 18.081 10.5 -1.34; 182 18.081 10.5 -2.34
62. 183 15.827 12.25 -1.14; 184 15.827 12.25 -0.14; 185 18.081 14 -1.34
63. 186 18.081 14 -2.34; 187 15.792 15.75 -1.14; 188 15.792 15.75 -0.14
64. 189 18.099 17.5 -1.34; 190 18.099 17.5 -2.34; 191 10 22 5; 192 15 22 5
65. 193 19.055 7 0; 194 18.081 7 0; 195 19.055 3.5 0; 196 18.081 3.5 0
66. 197 19.055 10 0; 198 19.055 14 0; 199 18.081 14 0; 200 17.099 22 0
67. 201 14.78 22 0; 202 14.78 22 -2.34; 203 19.055 0 -2.34; 204 19.055 0 -0.14
68. 205 14.78 0 -2.34; 206 14.78 0 -0.14; 207 12.5 22 5; 208 10 3.5 9
69. 209 15 3.5 9; 210 5 3.5 9; 211 16 3.5 10; 212 16 3.5 9; 213 5 3.5 2.5
70. 214 6 3.5 5; 215 6 3.5 9; 216 6 3.5 2.5; 217 12.5 3.5 9; 218 12.5 3.5 10
71. 219 5 3.5 7; 220 6 3.5 7; 221 7.5 3.5 9; 222 7.5 3.5 10; 223 6 3.5 0
72. 224 20 23 0; 225 20 23 10; 226 5 23 10; 227 10 23 10; 228 15 23 10
73. 229 10 23 0; 230 5 23 0; 231 15 23 0; 232 20 23 5; 233 5 23 5
74. 234 19.055 21 -2.34; 235 17.9823 21 -2.34; 236 15.7922 19.25 -2.34
75. 237 14.78 19.25 -2.34; 238 19.055 21 -1.34; 239 17.9823 21 -1.34
76. 240 15.7922 19.25 -1.34; 241 14.78 19.25 -1.34; 242 19.055 21 -1.14
77. 243 14.78 19.25 -1.14; 244 15.9392 19.25 -1.14; 245 18.0992 21 -1.14
78. 246 19.055 21 -0.14; 247 14.78 19.25 -0.14; 248 15.9392 19.25 -0.14
79. 249 18.0992 21 -0.14; 250 15.792 19.25 -1.14; 251 15.792 19.25 -0.14
80. 252 18.099 21 -1.34; 253 18.099 21 -2.34; 254 5 18 0; 255 10 18 0; 256 20 18 0
81. 257 15 18 0; 258 5 18 5; 259 5 18 10; 260 10 18 10; 261 15 18 10; 262 20 18 10
82. 263 20 18 5; 264 15.9395 22 -1.14; 265 14.78 18 0; 266 14.78 18 -0.14
83. 267 19.055 18 -0.14; 268 19.055 18 0; 269 14.78 14 -0.14; 270 14.78 14 0
84. 271 19.055 10 -0.14; 272 14.78 10 0; 273 14.78 10 -0.14; 274 14.78 7 0
85. 275 14.78 7 -0.14; 276 14.78 3.5 0; 277 14.78 3.5 -0.14; 278 18.0992 14 -1.14
86. 279 18.099 14 -1.34; 280 18.0992 10.5 -1.14; 281 18.099 10.5 -1.34
87. 282 18.0992 7 -1.14; 283 18.099 7 -1.34; 284 18.0992 3.5 -1.14
88. 285 18.099 3.5 -1.34
89. MEMBER INCIDENCES
90. 1 1 61; 2 3 63; 3 5 58; 4 7 64; 5 9 65; 6 6 262; 7 12 13; 8 14 259; 9 16 260
91. 10 18 261; 11 4 73; 12 2 72; 13 23 33; 14 25 27; 15 28 29; 16 29 26; 17 30 23
92. 18 21 22; 19 4 2; 20 6 18; 21 10 74; 22 8 75; 23 13 182; 24 38 186; 25 41 42
93. 26 43 39; 27 46 255; 28 48 254; 29 50 257; 30 5 256; 31 1 195; 32 3 193
94. 33 54 53; 34 7 198; 35 9 197; 36 5 200; 37 58 263; 38 60 2; 39 61 60; 40 62 4
95. 41 63 62; 42 58 6; 43 64 8; 44 65 10; 45 60 11; 46 62 60; 47 10 62; 48 8 10
96. 49 66 15; 50 67 66; 51 36 35; 52 68 17; 53 69 68; 54 71 70; 55 72 19; 56 73 72



97. 57 75 74; 58 2 20; 59 67 21; 60 69 67; 61 73 69; 62 66 22; 63 68 66; 64 72 68
98. 65 33 24; 66 27 26; 67 30 31; 68 12 32; 69 22 34; 70 16 14; 71 18 16; 72 70 35
99. 73 74 70; 74 71 36; 75 75 71; 76 43 44; 77 42 45; 78 76 47; 79 77 76; 80 78 77
100. 81 79 78; 82 80 49; 83 81 80; 84 57 81; 85 56 57; 86 82 51; 87 83 82; 88 84 83
101. 89 85 84; 90 1 52; 91 3 1; 92 9 3; 93 7 9; 94 80 53; 95 76 223; 96 82 276
102. 97 81 54; 98 77 81; 99 83 274; 100 53 55; 101 79 56; 102 85 270; 103 78 57
103. 104 84 272; 105 46 48; 106 50 201; 107 61 59; 108 63 61; 109 65 63; 110 64 65
104. 111 62 89; 112 87 86; 113 88 87; 114 89 88; 115 60 211; 116 86 93; 117 95 90
105. 118 87 95; 119 96 91; 120 88 96; 121 97 92; 122 89 97; 123 95 93; 124 96 222
106. 125 97 218; 126 93 94; 127 87 35; 128 88 70; 129 89 74; 130 98 258; 131 102 99
107. 132 103 102; 133 101 103; 134 100 101; 135 48 98; 136 98 14; 137 56 100
108. 138 100 36; 139 57 101; 140 101 35; 141 81 103; 142 103 87; 143 87 67
109. 144 80 213; 145 102 219; 146 95 66; 147 105 104; 148 104 106; 149 53 104
110. 150 104 93; 151 93 22; 152 54 105; 153 105 86; 154 86 21; 155 107 108
111. 156 109 119; 157 111 285; 158 114 115; 159 115 112; 160 116 109; 161 108 181
112. 162 121 279; 163 123 189; 164 124 125; 165 126 122; 166 119 283; 167 113 112
113. 168 116 117; 169 107 118; 170 126 127; 171 125 128; 172 132 284; 173 133 134
114. 174 135 136; 175 137 138; 176 134 139; 177 142 129; 178 130 280; 179 144 278
115. 180 146 153; 181 149 183; 182 130 149; 183 150 187; 184 145 150; 185 151 264
116. 186 142 282; 187 138 136; 188 139 140; 189 129 179; 190 157 158; 191 158 159
117. 192 160 161; 193 162 163; 194 159 164; 195 167 154; 196 155 168; 197 169 170
118. 198 174 184; 199 155 174; 200 175 188; 201 170 175; 202 176 177; 203 167 156
119. 204 163 161; 205 164 165; 206 154 180; 207 33 119; 208 119 142; 209 142 167
120. 210 24 110; 211 110 131; 212 131 156; 213 107 12; 214 118 32; 215 141 118
121. 216 166 141; 217 30 116; 218 116 139; 219 139 164; 220 31 117; 221 140 117
122. 222 140 165; 223 25 111; 224 111 132; 225 132 157; 226 27 113; 227 113 133
123. 228 133 158; 229 28 114; 230 114 137; 231 137 162; 232 29 115; 233 115 138
124. 234 138 163; 235 179 141; 236 180 166; 237 181 281; 238 182 37; 239 107 179
125. 240 179 180; 241 182 181; 242 181 130; 243 130 155; 244 37 120; 245 120 143
126. 246 143 168; 247 183 148; 248 184 173; 249 185 122; 250 186 39; 251 187 147
127. 252 188 172; 253 189 124; 254 190 41; 255 44 127; 256 127 148; 257 148 173
128. 258 43 126; 259 126 183; 260 183 184; 261 186 185; 262 185 145; 263 145 170
129. 264 38 121; 265 121 144; 266 144 169; 267 45 128; 268 128 147; 269 147 172
130. 270 42 125; 271 125 187; 272 187 188; 273 190 189; 274 189 153; 275 153 178
131. 276 40 123; 277 123 146; 278 146 171; 279 151 176; 280 152 177; 281 46 191
132. 282 50 192; 283 191 16; 284 98 191; 285 192 18; 286 191 207; 287 192 58
133. 288 104 102; 289 96 68; 290 97 72; 291 89 73; 292 88 69; 293 105 103
134. 294 193 194; 295 194 83; 296 167 194; 297 156 193; 298 195 196; 299 196 82
135. 300 158 196; 301 157 195; 302 197 84; 303 198 199; 304 199 85; 305 170 199
136. 306 169 198; 307 200 50; 308 201 46; 309 201 177; 310 152 202; 311 40 38
137. 312 202 237; 313 40 190; 314 171 169; 315 177 247; 316 171 178; 317 45 44
138. 318 172 269; 319 38 37; 320 169 168; 321 44 32; 322 173 273; 323 37 24
139. 324 168 271; 325 32 31; 326 166 275; 327 24 25; 328 156 157; 329 31 28
140. 330 165 277; 331 25 203; 332 157 204; 333 28 205; 334 162 206; 335 98 46
141. 336 14 191; 337 207 192; 338 16 207; 339 207 50; 340 192 5; 341 18 58
142. 342 56 98; 343 57 100; 344 81 101; 345 105 81; 346 86 103; 347 21 87
143. 348 67 88; 349 69 89; 350 73 62; 351 7 58; 352 9 64; 353 3 65; 354 11 2
144. 355 60 4; 356 52 61; 357 1 63; 358 106 93; 359 104 86; 360 92 60; 361 97 62
145. 362 89 10; 363 74 8; 364 75 6; 365 51 1; 366 82 3; 367 83 9; 368 84 7
146. 369 85 256; 370 81 78; 371 57 79; 372 56 255; 373 87 70; 374 35 71; 375 36 16
147. 376 209 217; 377 210 95; 378 211 97; 379 210 215; 380 208 96; 381 209 97
148. 382 209 212; 383 211 212; 384 213 102; 385 215 221; 386 214 220; 387 216 214
149. 388 213 216; 389 102 214; 390 217 208; 391 218 96; 392 218 217; 393 219 210
150. 394 220 215; 395 219 220; 396 221 208; 397 222 95; 398 222 221; 399 223 80
151. 400 223 216; 401 224 232; 402 225 228; 403 224 231; 404 232 225; 405 227 226
152. 406 228 227; 407 229 230; 408 230 233; 409 233 226; 410 231 229; 411 48 230



```
153. 412 46 229; 413 50 231; 414 5 224; 415 98 233; 416 14 226; 417 16 227
154. 418 18 228; 419 6 225; 420 58 232; 421 237 45; 422 247 266; 423 235 236
155. 424 236 237; 425 238 252; 426 239 240; 427 240 241; 428 242 245; 429 244 250
156. 430 153 244; 431 248 251; 432 178 248; 433 250 243; 434 251 247; 435 252 239
157. 436 253 235; 437 237 241; 438 241 243; 439 243 247; 440 236 240; 441 240 250
158. 442 250 251; 443 253 252; 444 252 245; 445 245 249; 446 234 238; 447 238 242
159. 448 242 246; 449 234 253; 450 246 249; 451 151 245; 452 176 249; 453 40 234
160. 454 171 267; 455 271 197; 456 176 200; 457 254 56; 458 255 79; 459 256 7
161. 460 257 85; 461 254 255; 462 255 265; 463 257 268; 464 254 46; 465 257 5
162. 466 258 100; 467 259 36; 468 260 71; 469 261 75; 470 262 8; 471 263 64
163. 472 254 258; 473 258 259; 474 259 260; 475 260 261; 476 261 262; 477 256 263
164. 478 263 262; 479 264 152; 480 202 264; 481 264 177; 482 264 176; 483 246 245
165. 484 252 234; 485 245 176; 486 265 257; 487 266 172; 488 267 246; 489 268 256
166. 490 267 268; 491 269 173; 492 270 79; 493 271 156; 494 272 78; 495 273 166
167. 496 274 77; 497 275 165; 498 276 76; 499 277 162; 500 162 205; 501 157 203
168. 502 28 115; 503 138 162; 504 28 165; 505 31 166; 506 32 173; 507 44 172
169. 508 45 247; 509 237 177; 510 171 153; 511 189 40; 512 278 145; 513 279 185
170. 514 169 278; 515 279 38; 516 280 143; 517 281 120; 518 168 280; 519 281 37
171. 520 282 131; 521 283 110; 522 156 282; 523 283 24; 524 284 133; 525 285 113
172. 526 157 284; 527 285 25
173. START GROUP DEFINITION
174. MEMBER
175. _KOLOMMEN 6 8 TO 10 18 19 27 TO 30 33 37 45 TO 58 69 78 TO 93 100 107 TO 110 -
176. 116 TO 122 126 TO 134 147 148 447 TO 450 456 TO 461 485
177. MEMBER
178. _DIAGONALEN 319 320 322 TO 344 347 349 351 353 355 357 359 361 363 365 491 -
179. 494 496
180. _STEUNPUNTEN 296 297 300 301 304 305 308 454 455
181. END GROUP DEFINITION
182. DEFINE MATERIAL START
183. ISOTROPIC STEEL
184. E 2.05E+008
185. POISSON 0.3
186. DENSITY 76.8195
187. ALPHA 1.2E-005
188. DAMP 0.03
189. END DEFINE MATERIAL
190. MEMBER PROPERTY EUROPEAN
191. 207 TO 209 213 217 TO 219 226 TO 228 232 TO 234 239 TO 243 258 TO 263 270 -
192. 271 TO 275 279 392 395 398 440 TO 445 TABLE ST HE120A
193. 401 TO 410 TABLE ST HE140A
194. 18 19 33 49 50 52 53 55 56 58 69 100 147 148 TABLE ST HE140B
195. 311 312 314 315 317 TO 334 421 422 453 454 487 488 491 493 495 497 -
196. 499 TABLE ST HE160A
197. 376 379 382 383 385 TO 388 390 394 396 400 TABLE ST UPN160
198. 1 2 4 5 21 22 31 32 34 35 39 41 43 44 72 TO 75 95 96 98 99 101 103 104 137 -
199. 138 TO 140 294 295 298 299 302 TO 304 399 461 TO 463 472 TO 478 486 489 492 -
200. 494 496 498 TABLE ST HE180A
201. 116 126 TABLE ST HE180B
202. 7 13 17 23 TO 26 65 67 68 76 77 155 156 160 TO 166 168 TO 171 177 TO 186 189 -
203. 195 TO 203 206 235 TO 238 247 TO 254 313 316 423 TO 436 449 TO 452 479 512 -
204. 513 516 517 520 521 TABLE ST UPN200
205. 12 62 TO 64 115 124 125 144 145 149 150 377 378 384 391 393 397 TABLE ST HE200A
206. 14 TO 16 66 157 TO 159 167 172 TO 176 187 188 190 TO 194 204 205 210 TO 212 -
207. 214 TO 216 220 TO 225 229 TO 231 244 TO 246 255 TO 257 264 TO 269 -
208. 276 TO 278 280 309 310 380 381 389 437 TO 439 446 TO 448 524 -
```




```
209. 525 TABLE ST UPN240
210. 152 153 TABLE ST IPE300
211. 6 8 TO 10 27 TO 30 37 45 TO 48 51 54 57 78 TO 93 107 TO 110 117 TO 122 127 -
212. 128 TO 134 411 TO 420 457 TO 460 466 TO 471 TABLE ST HE500B
213. 3 11 20 36 38 42 59 TO 61 70 71 94 102 105 106 111 113 114 135 136 141 142 -
214. 281 TO 287 307 308 337 TABLE ST IPE400
215. 335 336 338 TO 341 345 TO 350 TABLE ST L90X90X9
216. 342 TO 344 351 TO 353 362 TO 364 367 TO 375 464 465 TABLE ST L100X100X10
217. 40 97 112 143 154 291 TO 293 TABLE ST IPE300
218. 123 146 151 288 TO 289 -
219. 290 PRIS AX 0.0106 AY 0.00212 AZ 0.0088 IX 5.685E-011 IY 8.893E-005 -
220. IZ 9.4448E-005 YD 0.212 ZD 0.4 YB 0.116 ZB 0.2
221. 480 TO 482 485 500 TO 509 TABLE ST L50X50X5
222. 483 484 510 511 514 515 518 519 522 523 526 527 TABLE ST L60X60X6
223. 354 TO 361 365 366 TABLE ST L110X110X10
224. 296 297 300 301 305 306 455 456 490 TABLE ST TUB1201208
225. CONSTANTS
226. BETA 90 MEMB 1 2 4 TO 6 8 TO 10 12 18 19 21 22 27 TO 31 33 TO 35 39 41 43 -
227. 44 TO 58 62 TO 64 69 72 TO 75 78 TO 93 95 96 98 TO 101 103 104 117 TO 122 -
228. 127 TO 129 137 139 140 149 150 294 295 298 299 302 TO 304 401 TO 414 416 -
229. 417 TO 419 457 TO 463 467 TO 470 472 TO 478 486 489 492 494 496 498
230. MATERIAL STEEL MEMB 1 TO 527
231. SUPPORTS
232. 11 15 17 19 20 34 47 49 51 52 55 59 90 TO 92 94 99 106 PINNED
233. 135 160 203 TO 206 FIXED BUT MY MZ
234. MEMBER RELEASE
235. 1 TO 5 11 12 20 TO 22 31 38 TO 44 59 TO 64 70 TO 75 95 96 111 TO 115 -
236. 123 TO 125 135 TO 146 149 TO 154 210 216 244 255 264 267 276 281 282 284 -
237. 286 TO 288 291 TO 293 383 388 392 395 398 400 TO 402 404 TO 406 408 409 437 -
238. 446 START MZ
239. 1 TO 5 11 12 20 TO 22 38 TO 44 59 TO 64 70 TO 75 111 TO 114 135 TO 143 146 -
240. 149 151 TO 154 202 212 214 246 257 266 269 278 283 TO 285 287 289 TO 293 -
241. 296 299 TO 301 305 337 377 378 383 384 388 391 392 394 395 397 398 401 402 -
242. 404 TO 406 408 409 439 448 455 456 479 490 498 END MZ
243. 220 223 229 START MZ
244. 222 225 231 END MZ
245. 14 15 24 32 34 TO 36 94 97 TO 99 101 TO 106 162 179 190 193 197 309 313 316 -
246. 403 407 410 449 450 461 TO 463 472 TO 478 START MY MZ
247. 65 67 68 76 77 94 97 98 101 103 105 196 203 205 236 238 248 252 295 297 302 -
248. 304 306 TO 308 399 403 407 410 424 434 461 472 TO 478 486 489 492 494 496 -
249. 516 517 END MY MZ
250. MEMBER TRUSS
251. 335 336 338 TO 375 464 465 480 TO 485 500 TO 511 514 515 518 519 522 523 526 -
252. 527
253. LOAD 1 EIGEN GEWICHT
254. SELFWEIGHT Y -1
255. MEMBER LOAD
256. 38 94 123 151 UNI GY -10.6
257. 146 288 TO 290 UNI GY -21.15
258. 124 125 145 376 TO 378 382 384 TO 387 390 391 393 394 396 397 UNI GY -0.6
259. JOINT LOAD
260. 208 FY -3
261. 211 212 FY -1.5
262. MEMBER LOAD
263. 396 CON GY -3 1
264. 3 11 42 59 TO 61 111 TO 114 135 136 141 142 152 153 UNI GY -1.25
```


the scale towards document
C1 B1 A1 C2 B2 A2 B5 A5 20 18 17 16 11
10 09 03 02 01 C7 B7 A7 C8 B8 A8 C9 B9
Patch Reference numbers on UTT Image Engineering Scan Reference Chart TE263 Serial No. 380

```
265. 281 TO 283 285 UNI GY -2.5
266. 1 2 5 11 12 21 31 32 35 38 TO 41 44 59 TO 64 72 73 94 TO 99 103 104 139 140 -
267. 149 TO 154 294 295 298 299 302 399 494 496 498 UNI GY -1.05
268. 401 TO 410 UNI GY -0.3
269. 7 13 TO 17 23 TO 26 65 TO 68 76 77 155 TO 206 235 TO 238 247 TO 254 313 316 -
270. 423 TO 436 449 450 479 512 513 516 517 520 521 524 525 UNI GY -0.55
271. 210 TO 212 214 TO 216 220 TO 225 229 TO 231 244 TO 246 255 TO 257 264 TO 269 -
272. 276 TO 278 437 TO 439 446 TO 448 UNI GY -0.35
273. 3 20 36 42 70 71 105 135 136 307 308 UNI GY -0.75
274. 461 TO 463 472 TO 478 486 489 UNI GY -1.2
275. 4 22 34 43 74 75 101 102 137 138 303 304 492 UNI GY -1.2
276. LOAD 2 VERANDERLIJKE BELASTINGEN
277. MEMBER LOAD
278. 38 94 123 151 UNI GY -12.5
279. 146 288 TO 290 UNI GY -25
280. 124 125 145 376 TO 379 382 384 TO 387 390 391 393 394 396 397 UNI GY -2.5
281. 3 11 42 59 TO 61 111 TO 114 135 136 141 142 152 153 UNI GY -2.5
282. 281 TO 283 285 UNI GY -5
283. 7 13 TO 17 23 TO 26 65 TO 68 76 77 155 TO 206 235 TO 238 247 TO 254 313 316 -
284. 423 TO 436 449 450 479 512 513 516 517 520 521 524 525 UNI GY -1.25
285. LOAD 3 SNEEUWBELASTING
286. MEMBER LOAD
287. 3 42 135 136 UNI GY -1.4
288. 3 135 TRAP GY -3.5 -1.4 0 2
289. 3 135 UNI GY -1.4 2 5
290. 42 136 UNI GY -1.4 0 3
291. 42 136 TRAP GY -1.4 -3.5 3 5
292. 281 282 TRAP GY -7 -2.8 0 2
293. 281 282 UNI GY -2.8 2 5
294. 283 285 UNI GY -2.8 0 3
295. 283 285 TRAP GY -2.8 -7 3 5
296. 40 97 112 154 UNI GY -1.45
297. 143 291 TO 293 UNI GY -2.9
298. 40 97 112 154 LIN Y -2.8 0
299. 293 LIN Y 0 -5.6
300. 40 97 112 154 LIN Y 0 -6.13
301. 293 LIN Y -12.25 0
302. 143 291 292 LIN Y -5.6 0
303. 143 291 292 LIN Y 0 -12.25
304. LOAD 4 WINDBELASTING +X
305. MEMBER LOAD
306. 3 42 UNI GY 2.02
307. 282 285 UNI GY 4.03
308. 281 283 UNI GY 2.3
309. 135 136 UNI GY 1.15
310. 7 13 TO 17 23 TO 26 65 TO 68 76 77 155 TO 280 310 TO 334 421 TO 450 453 454 -
311. 479 487 488 491 493 495 497 499 512 513 516 517 520 521 524 -
312. 525 UNI PX 0.28
313. 408 409 UNI GX 0.46
314. 401 404 UNI GX 0.23
315. 405 406 UNI GZ 0.46
316. 407 410 UNI GZ -0.46
317. 403 UNI GZ -0.23
318. 402 UNI GZ 0.23
319. 135 136 UNI GX 2.3
320. 3 42 UNI GX 1.15
```




```
321. 105 308 UNI GZ -2.3
322. 70 71 UNI GZ 2.3
323. 20 UNI GZ 1.15
324. 36 307 UNI GZ -1.15
325. 137 138 472 473 UNI GX 3.68
326. 4 43 477 478 UNI GX 1.84
327. 74 75 474 475 UNI GZ 3.68
328. 101 102 461 462 486 492 UNI GZ -3.68
329. 22 476 UNI GZ 1.84
330. 34 303 304 463 489 UNI GZ -1.84
331. 139 140 149 TO 151 UNI GX 3.22
332. 1 5 38 39 44 152 TO 154 UNI GX 1.61
333. 62 TO 64 72 73 UNI GZ 3.22
334. 94 TO 96 103 104 399 494 498 UNI GZ -3.22
335. 12 21 59 TO 61 UNI GZ 1.61
336. 31 35 97 99 298 299 302 496 UNI GZ -1.61
337. 141 142 UNI GX 1.61
338. 113 114 UNI GZ 1.61
339. 98 99 496 UNI GZ -1.61
340. 2 40 41 UNI GX 0.81
341. 11 111 UNI GZ 0.81
342. 32 294 295 UNI GZ -0.81
343. JOINT LOAD
344. 226 230 233 FX 2.3
345. 14 35 36 48 56 57 254 259 FX 2.76
346. 21 22 53 54 FX 3.22
347. LOAD 5 WINDBELASTING -X
348. MEMBER LOAD
349. 3 42 UNI GY 1.15
350. 282 285 UNI GY 2.3
351. 281 283 UNI GY 4.03
352. 135 136 UNI GY 2.02
353. 7 13 TO 17 23 TO 26 65 TO 68 76 77 155 TO 280 310 TO 334 421 TO 450 453 454 -
354. 479 487 488 491 493 495 497 499 512 513 516 517 520 521 524 -
355. 525 UNI PX -0.28
356. 401 404 UNI GX -0.46
357. 408 409 UNI GX -0.23
358. 407 UNI GZ -0.23
359. 405 UNI GZ 0.23
360. 402 406 UNI GZ 0.46
361. 403 410 UNI GZ -0.46
362. 3 42 UNI GX -2.3
363. 135 136 UNI GX -1.15
364. 105 UNI GZ -1.15
365. 70 UNI GZ 1.15
366. 20 71 UNI GZ 2.3
367. 36 307 308 UNI GZ -2.3
368. 4 43 477 478 UNI GX -3.68
369. 137 138 472 473 UNI GX -1.84
370. 22 75 475 476 UNI GZ 3.68
371. 34 102 303 304 462 463 486 489 492 UNI GZ -3.68
372. 74 474 UNI GZ 1.84
373. 101 461 UNI GZ -1.84
374. 1 5 38 39 44 UNI GX -3.22
375. 139 140 149 TO 151 UNI GX -1.61
376. 94 98 103 UNI GZ -1.61
```




```
377. 62 72 UNI GZ 1.61
378. 12 21 63 64 73 UNI GZ 3.22
379. 31 35 95 96 104 298 299 302 399 494 498 UNI GZ -3.22
380. 2 40 41 UNI GX -1.61
381. 141 142 152 TO 154 UNI GX -0.81
382. 59 97 UNI GZ -0.81
383. 113 UNI GZ 0.81
384. 11 60 61 111 114 UNI GZ 1.61
385. 32 99 294 295 496 UNI GZ -1.61
386. JOINT LOAD
387. 226 230 233 FX -2.3
388. 14 35 36 48 56 57 254 259 FX -2.76
389. 21 22 53 54 FX -3.22
390. LOAD 6 WINDBELASTING +Z
391. MEMBER LOAD
392. 42 136 UNI GY 1.15
393. 3 135 283 285 UNI GY 2.3
394. 281 282 UNI GY 4.03
395. 403 407 410 UNI GZ 0.46
396. 402 405 406 UNI GZ 0.23
397. 36 105 307 308 UNI GZ 2.3
398. 20 70 71 UNI GZ 1.15
399. 408 409 UNI GX -0.46
400. 401 404 UNI GX 0.46
401. 3 42 UNI GX 2.3
402. 135 136 UNI GX -2.3
403. 34 101 102 303 304 461 TO 463 486 489 492 UNI GZ 3.68
404. 22 74 75 474 TO 476 UNI GZ 1.84
405. 4 43 477 478 UNI GX 3.68
406. 137 138 472 473 UNI GX -3.68
407. 31 35 94 TO 96 103 104 298 299 302 399 494 498 UNI GZ 3.22
408. 21 72 73 UNI GZ 1.61
409. 1 5 38 39 44 UNI GX 3.22
410. 139 140 149 TO 151 UNI GX -3.22
411. 12 32 62 TO 64 97 TO 99 294 295 496 UNI GZ 1.61
412. 2 40 41 UNI GX 1.61
413. 141 142 152 TO 154 UNI GX -1.61
414. 11 59 TO 61 111 113 114 UNI GZ 0.81
415. JOINT LOAD
416. 224 229 TO 231 FZ 1.73
417. 5 7 9 48 56 57 254 256 FZ 1.84
418. 1 3 53 54 FZ 2.42
419. LOAD 7 WINDBELASTING -Z
420. MEMBER LOAD
421. 3 135 UNI GY 1.15
422. 42 136 281 282 UNI GY 2.3
423. 283 285 UNI GY 4.03
424. 403 407 410 UNI GZ -0.23
425. 401 404 UNI GX 0.46
426. 408 409 UNI GX -0.46
427. 402 405 406 UNI GZ -0.46
428. 20 70 71 UNI GZ -2.3
429. 36 105 307 308 UNI GZ -1.15
430. 3 42 UNI GX 2.3
431. 135 136 UNI GX -2.3
432. 22 74 75 474 TO 476 UNI GZ -3.68
```




```
433. 34 101 102 303 304 461 TO 463 486 489 492 UNI GZ -1.84
434. 4 43 477 478 UNI GX 3.68
435. 137 138 472 473 UNI GX -3.68
436. 12 21 62 TO 64 72 73 UNI GZ -3.22
437. 139 140 149 TO 151 UNI GX -3.22
438. 1 5 38 39 44 UNI GX 3.22
439. 11 31 35 59 TO 61 94 TO 96 103 104 298 299 302 399 494 498 UNI GZ -1.61
440. 111 113 114 UNI GZ -1.61
441. 32 97 TO 99 294 295 496 UNI GZ -0.81
442. 2 40 41 UNI GX 1.61
443. 141 142 152 TO 154 UNI GX -1.61
444. JOINT LOAD
445. 224 229 TO 231 FZ -1.73
446. 5 7 9 48 56 57 254 256 FZ -1.84
447. 1 3 53 54 FZ -2.42
448. LOAD 8 WINDONDERDRUK
449. MEMBER LOAD
450. 3 42 135 136 UNI GY -0.87
451. 281 TO 283 285 UNI GY -1.73
452. 135 136 UNI GX 0.69
453. 3 42 UNI GX -0.69
454. 20 70 71 UNI GZ -0.69
455. 36 105 307 308 UNI GZ 0.69
456. 137 138 472 473 UNI GX 1.38
457. 34 101 102 303 304 461 TO 463 486 489 492 UNI GZ 1.38
458. 22 74 75 474 TO 476 UNI GZ -1.38
459. 4 43 477 478 UNI GX -1.38
460. 139 140 149 TO 151 UNI GX 1.21
461. 31 35 94 TO 96 103 104 298 299 302 399 494 498 UNI GZ 1.21
462. 12 21 62 TO 64 72 73 UNI GZ -1.21
463. 1 5 38 39 44 UNI GX -1.21
464. 141 142 152 TO 154 UNI GX 0.61
465. 2 40 41 UNI GX -0.61
466. 32 97 TO 99 294 295 496 UNI GZ 0.61
467. 11 59 TO 61 111 113 114 UNI GZ -0.61
468. ****************************************
469. LOAD COMBINATION 9
470. 1 1.0 2 1.0
471. LOAD COMBINATION 10
472. 1 1.0 2 0.8 3 1.0
473. LOAD COMBINATION 11
474. 1 1.0 2 0.8 4 1.0
475. LOAD COMBINATION 12
476. 1 1.0 2 0.8 5 1.0
477. LOAD COMBINATION 13
478. 1 1.0 2 0.8 6 1.0
479. LOAD COMBINATION 14
480. 1 1.0 2 0.8 7 1.0
481. LOAD COMBINATION 15
482. 1 1.0 2 0.8 4 1.0 8 1.0
483. LOAD COMBINATION 16
484. 1 1.0 2 0.8 5 1.0 8 1.0
485. LOAD COMBINATION 17
486. 1 1.0 2 0.8 6 1.0 8 1.0
487. LOAD COMBINATION 18
488. 1 1.0 2 0.8 7 1.0 8 1.0
```




```
489. LOAD COMBINATION 19
490. 1 1.0 2 0.8 4 1.0 8 -1.0
491. LOAD COMBINATION 20
492. 1 1.0 2 0.8 5 1.0 8 -1.0
493. LOAD COMBINATION 21
494. 1 1.0 2 0.8 6 1.0 8 -1.0
495. LOAD COMBINATION 22
496. 1 1.0 2 0.8 7 1.0 8 -1.0
497. **********************
498. LOAD COMBINATION 23
499. 1 1.35
500. LOAD COMBINATION 24
501. 1 1.2 2 1.5
502. LOAD COMBINATION 25
503. 1 1.2 2 1.2 3 1.5
504. LOAD COMBINATION 26
505. 1 1.2 2 1.2 4 1.5
506. LOAD COMBINATION 27
507. 1 1.2 2 1.2 5 1.5
508. LOAD COMBINATION 28
509. 1 1.2 2 1.2 6 1.5
510. LOAD COMBINATION 29
511. 1 1.2 2 1.2 7 1.5
512. LOAD COMBINATION 30
513. 1 1.2 2 1.2 4 1.5 8 1.5
514. LOAD COMBINATION 31
515. 1 1.2 2 1.2 5 1.5 8 1.5
516. LOAD COMBINATION 32
517. 1 1.2 2 1.2 6 1.5 8 1.5
518. LOAD COMBINATION 33
519. 1 1.2 2 1.2 7 1.5 8 1.5
520. LOAD COMBINATION 34
521. 1 1.2 2 1.2 4 1.5 8 -1.5
522. LOAD COMBINATION 35
523. 1 1.2 2 1.2 5 1.5 8 -1.5
524. LOAD COMBINATION 36
525. 1 1.2 2 1.2 6 1.5 8 -1.5
526. LOAD COMBINATION 37
527. 1 1.2 2 1.2 7 1.5 8 -1.5
528. ************************
529. LOAD COMBINATION 38
530. 1 0.9 4 1.5 8 1.5
531. LOAD COMBINATION 39
532. 1 0.9 5 1.5 8 1.5
533. LOAD COMBINATION 40
534. 1 0.9 6 1.5 8 1.5
535. LOAD COMBINATION 41
536. 1 0.9 7 1.5 8 1.5
537. ************************
538. PERFORM ANALYSIS
```


the scale towards document
C1 B1 A1 C2 B2 A2 B5 A5 20 18 17 16 11
10 09 03 02 01 C7 B7 A7 C8 B8 A8 C9 B9
Patch Reference numbers on UTT
Image Engineering Scan Reference Chart TE263 Serial No. 380

P R O B L E M S T A T I S T I C S

NUMBER OF JOINTS/MEMBER+ELEMENTS/SUPPORTS = 285/ 527/ 24
ORIGINAL/FINAL BAND-WIDTH= 260/ 31/ 189 DOF
TOTAL PRIMARY LOAD CASES = 8, TOTAL DEGREES OF FREEDOM = 1632
SIZE OF STIFFNESS MATRIX = 309 DOUBLE KILO-WORDS
REQRD/AVAIL. DISK SPACE = 16.4/ 37790.6 MB

539. **** REACTIES GGT
540. LOAD LIST 9 TO 22
541. PRINT SUPPORT REACTION LIST 1 TO 222



SUPPORT REACTIONS -UNIT KN METE STRUCTURE TYPE = SPACE

JOINT	LOAD	FORCE-X	FORCE-Y	FORCE-Z	MOM-X	MOM-Y	MOM Z
11	9	-0.18	164.34	-4.08	0.00	0.00	0.00
	10	-0.17	181.06	-2.93	0.00	0.00	0.00
	11	0.26	465.98	-22.91	0.00	0.00	0.00
	12	-0.87	-219.54	-27.28	0.00	0.00	0.00
	13	-0.68	-2.31	-92.43	0.00	0.00	0.00
	14	-0.04	273.73	98.45	0.00	0.00	0.00
	15	0.44	492.83	-13.54	0.00	0.00	0.00
	16	-0.69	-192.69	-17.92	0.00	0.00	0.00
	17	-0.50	24.54	-83.06	0.00	0.00	0.00
	18	0.14	300.59	107.81	0.00	0.00	0.00
	19	0.08	439.13	-32.27	0.00	0.00	0.00
	20	-1.05	-246.39	-36.64	0.00	0.00	0.00
	21	-0.86	-29.16	-101.79	0.00	0.00	0.00
	22	-0.22	246.88	89.09	0.00	0.00	0.00
15	9	-0.03	156.17	-0.01	0.00	0.00	0.00
	10	-0.03	173.50	-0.01	0.00	0.00	0.00
	11	-0.86	141.33	-0.03	0.00	0.00	0.00
	12	0.83	141.04	-0.04	0.00	0.00	0.00
	13	0.06	141.15	-0.18	0.00	0.00	0.00
	14	-0.07	141.17	0.18	0.00	0.00	0.00
	15	-0.88	141.34	-0.02	0.00	0.00	0.00
	16	0.81	141.05	-0.03	0.00	0.00	0.00
	17	0.03	141.16	-0.17	0.00	0.00	0.00
	18	-0.09	141.18	0.19	0.00	0.00	0.00
	19	-0.84	141.32	-0.05	0.00	0.00	0.00
	20	0.86	141.02	-0.06	0.00	0.00	0.00
	21	0.08	141.14	-0.20	0.00	0.00	0.00
	22	-0.04	141.16	0.16	0.00	0.00	0.00
17	9	0.00	127.88	-0.01	0.00	0.00	0.00
	10	0.00	148.15	-0.01	0.00	0.00	0.00
	11	-0.81	117.39	0.02	0.00	0.00	0.00
	12	0.85	117.02	-0.01	0.00	0.00	0.00
	13	0.08	119.29	0.00	0.00	0.00	0.00
	14	-0.04	111.51	-0.04	0.00	0.00	0.00
	15	-0.83	116.80	0.01	0.00	0.00	0.00
	16	0.83	116.44	-0.03	0.00	0.00	0.00
	17	0.06	118.70	-0.01	0.00	0.00	0.00
	18	-0.06	110.93	-0.05	0.00	0.00	0.00
	19	-0.79	117.97	0.04	0.00	0.00	0.00
	20	0.87	117.61	0.00	0.00	0.00	0.00
	21	0.10	119.87	0.02	0.00	0.00	0.00
	22	-0.02	112.10	-0.02	0.00	0.00	0.00
19	9	0.04	128.55	-0.02	0.00	0.00	0.00
	10	0.04	148.80	-0.02	0.00	0.00	0.00
	11	-0.78	117.64	-0.04	0.00	0.00	0.00
	12	0.91	117.95	0.01	0.00	0.00	0.00
	13	0.13	119.46	0.00	0.00	0.00	0.00
	14	-0.02	112.79	-0.06	0.00	0.00	0.00



SUPPORT REACTIONS -UNIT KN METE STRUCTURE TYPE = SPACE

JOINT	LOAD	FORCE-X	FORCE-Y	FORCE-Z	MOM-X	MOM-Y	MOM Z
	15	-0.81	117.07	-0.04	0.00	0.00	0.00
	16	0.89	117.38	0.01	0.00	0.00	0.00
	17	0.11	118.89	0.00	0.00	0.00	0.00
	18	-0.04	112.23	-0.06	0.00	0.00	0.00
	19	-0.76	118.20	-0.04	0.00	0.00	0.00
	20	0.93	118.51	0.01	0.00	0.00	0.00
	21	0.16	120.02	0.00	0.00	0.00	0.00
	22	0.01	113.36	-0.06	0.00	0.00	0.00
20	9	-0.21	92.00	0.00	0.00	0.00	0.00
	10	-0.22	98.76	0.00	0.00	0.00	0.00
	11	-0.95	110.08	-0.01	0.00	0.00	0.00
	12	0.58	113.16	0.01	0.00	0.00	0.00
	13	-0.13	217.01	0.07	0.00	0.00	0.00
	14	-0.30	-65.67	-0.06	0.00	0.00	0.00
	15	-0.97	97.69	-0.01	0.00	0.00	0.00
	16	0.57	100.77	0.01	0.00	0.00	0.00
	17	-0.14	204.62	0.07	0.00	0.00	0.00
	18	-0.31	-78.06	-0.06	0.00	0.00	0.00
	19	-0.94	122.47	-0.01	0.00	0.00	0.00
	20	0.60	125.55	0.01	0.00	0.00	0.00
	21	-0.11	229.40	0.07	0.00	0.00	0.00
	22	-0.28	-53.28	-0.06	0.00	0.00	0.00
34	9	0.23	85.71	-0.02	0.00	0.00	0.00
	10	0.23	94.39	-0.02	0.00	0.00	0.00
	11	-0.53	77.70	0.00	0.00	0.00	0.00
	12	1.01	78.70	0.01	0.00	0.00	0.00
	13	0.30	78.31	0.11	0.00	0.00	0.00
	14	0.19	78.27	-0.15	0.00	0.00	0.00
	15	-0.54	77.66	-0.01	0.00	0.00	0.00
	16	1.00	78.67	0.00	0.00	0.00	0.00
	17	0.28	78.28	0.10	0.00	0.00	0.00
	18	0.17	78.23	-0.16	0.00	0.00	0.00
	19	-0.51	77.73	0.01	0.00	0.00	0.00
	20	1.03	78.74	0.02	0.00	0.00	0.00
	21	0.31	78.35	0.12	0.00	0.00	0.00
	22	0.21	78.30	-0.14	0.00	0.00	0.00
47	9	-0.24	127.59	-0.03	0.00	0.00	0.00
	10	-0.24	140.46	-0.03	0.00	0.00	0.00
	11	-0.38	232.12	36.31	0.00	0.00	0.00
	12	0.27	-15.13	29.51	0.00	0.00	0.00
	13	-0.40	61.97	-34.10	0.00	0.00	0.00
	14	-0.21	184.26	17.19	0.00	0.00	0.00
	15	-0.44	233.50	23.58	0.00	0.00	0.00
	16	0.20	-13.75	16.78	0.00	0.00	0.00
	17	-0.46	63.35	-46.84	0.00	0.00	0.00
	18	-0.27	185.64	4.46	0.00	0.00	0.00
	19	-0.31	230.75	49.04	0.00	0.00	0.00
	20	0.33	-16.50	42.24	0.00	0.00	0.00

the scale towards document
Image Engineering Scan Reference Chart TE263 Serial No. 380
Patch Reference numbers on UTT

SUPPORT REACTIONS -UNIT KN METE STRUCTURE TYPE = SPACE

JOINT	LOAD	FORCE-X	FORCE-Y	FORCE-Z	MOM-X	MOM-Y	MOM Z
	21	-0.34	60.60	-21.37	0.00	0.00	0.00
	22	-0.15	182.88	29.93	0.00	0.00	0.00
49	9	-0.07	179.82	-0.96	0.00	0.00	0.00
	10	-0.07	193.08	-0.88	0.00	0.00	0.00
	11	0.86	94.65	-4.12	0.00	0.00	0.00
	12	-0.40	309.54	-3.48	0.00	0.00	0.00
	13	-0.22	-65.37	-7.59	0.00	0.00	0.00
	14	-0.54	348.16	8.57	0.00	0.00	0.00
	15	0.86	88.45	-3.05	0.00	0.00	0.00
	16	-0.40	303.34	-2.40	0.00	0.00	0.00
	17	-0.22	-71.57	-6.52	0.00	0.00	0.00
	18	-0.54	341.95	9.64	0.00	0.00	0.00
	19	0.86	100.85	-5.19	0.00	0.00	0.00
	20	-0.40	315.74	-4.55	0.00	0.00	0.00
	21	-0.22	-59.17	-8.66	0.00	0.00	0.00
	22	-0.54	354.36	7.49	0.00	0.00	0.00
51	9	7.66	157.45	-0.49	0.00	0.00	0.00
	10	6.96	164.08	-0.43	0.00	0.00	0.00
	11	-159.33	-193.54	18.23	0.00	0.00	0.00
	12	175.22	479.73	21.71	0.00	0.00	0.00
	13	-3.65	155.32	-21.02	0.00	0.00	0.00
	14	61.87	153.58	9.81	0.00	0.00	0.00
	15	-171.50	-200.50	9.89	0.00	0.00	0.00
	16	163.06	472.78	13.36	0.00	0.00	0.00
	17	-15.82	148.37	-29.37	0.00	0.00	0.00
	18	49.71	146.63	1.46	0.00	0.00	0.00
	19	-147.16	-186.58	26.58	0.00	0.00	0.00
	20	187.39	486.69	30.05	0.00	0.00	0.00
	21	8.52	162.28	-12.68	0.00	0.00	0.00
	22	74.04	160.54	18.15	0.00	0.00	0.00
52	9	-0.26	69.35	-12.89	0.00	0.00	0.00
	10	-0.24	77.35	-12.34	0.00	0.00	0.00
	11	-0.30	389.16	-36.90	0.00	0.00	0.00
	12	0.06	-281.14	-41.04	0.00	0.00	0.00
	13	-0.79	-338.62	-117.60	0.00	0.00	0.00
	14	0.12	434.20	110.41	0.00	0.00	0.00
	15	-0.33	408.47	-24.85	0.00	0.00	0.00
	16	0.03	-261.84	-28.99	0.00	0.00	0.00
	17	-0.81	-319.32	-105.55	0.00	0.00	0.00
	18	0.09	453.50	122.46	0.00	0.00	0.00
	19	-0.27	369.86	-48.96	0.00	0.00	0.00
	20	0.09	-300.44	-53.10	0.00	0.00	0.00
	21	-0.76	-357.93	-129.66	0.00	0.00	0.00
	22	0.14	414.90	98.35	0.00	0.00	0.00
55	9	0.00	84.34	0.25	0.00	0.00	0.00
	10	0.00	93.03	0.25	0.00	0.00	0.00
	11	0.00	76.70	0.20	0.00	0.00	0.00
	12	0.01	76.75	0.21	0.00	0.00	0.00

the scale towards document
Image Engineering Scan Reference Chart TE263 Serial No. 380
Patch Reference numbers on UTT

SUPPORT REACTIONS -UNIT KN METE STRUCTURE TYPE = SPACE

JOINT	LOAD	FORCE-X	FORCE-Y	FORCE-Z	MOM-X	MOM-Y	MOM Z
	13	-0.01	76.10	-0.13	0.00	0.00	0.00
	14	0.00	77.69	0.64	0.00	0.00	0.00
	15	0.00	76.75	0.23	0.00	0.00	0.00
	16	0.01	76.80	0.24	0.00	0.00	0.00
	17	-0.01	76.16	-0.10	0.00	0.00	0.00
	18	0.00	77.74	0.67	0.00	0.00	0.00
	19	0.01	76.64	0.18	0.00	0.00	0.00
	20	0.01	76.69	0.19	0.00	0.00	0.00
	21	0.00	76.05	-0.16	0.00	0.00	0.00
	22	0.01	77.63	0.61	0.00	0.00	0.00
59	9	0.00	129.39	-0.01	0.00	0.00	0.00
	10	0.00	141.26	0.00	0.00	0.00	0.00
	11	-18.88	127.27	-0.14	0.00	0.00	0.00
	12	37.73	114.08	0.05	0.00	0.00	0.00
	13	-37.73	566.50	0.20	0.00	0.00	0.00
	14	-37.73	-337.77	-0.16	0.00	0.00	0.00
	15	-4.66	128.85	-0.13	0.00	0.00	0.00
	16	51.96	115.66	0.05	0.00	0.00	0.00
	17	-23.51	568.08	0.21	0.00	0.00	0.00
	18	-23.51	-336.19	-0.15	0.00	0.00	0.00
	19	-33.11	125.69	-0.14	0.00	0.00	0.00
	20	23.51	112.50	0.04	0.00	0.00	0.00
	21	-51.96	564.92	0.19	0.00	0.00	0.00
	22	-51.96	-339.35	-0.17	0.00	0.00	0.00
90	9	0.00	320.69	-0.89	0.00	0.00	0.00
	10	-0.01	343.59	-0.82	0.00	0.00	0.00
	11	-0.19	172.77	-2.25	0.00	0.00	0.00
	12	0.55	407.92	-2.92	0.00	0.00	0.00
	13	0.53	256.04	-11.34	0.00	0.00	0.00
	14	-0.38	292.13	10.61	0.00	0.00	0.00
	15	-0.33	181.71	-1.29	0.00	0.00	0.00
	16	0.41	416.86	-1.97	0.00	0.00	0.00
	17	0.39	264.99	-10.38	0.00	0.00	0.00
	18	-0.52	301.07	11.57	0.00	0.00	0.00
	19	-0.05	163.83	-3.21	0.00	0.00	0.00
	20	0.69	398.98	-3.88	0.00	0.00	0.00
	21	0.67	247.10	-12.30	0.00	0.00	0.00
	22	-0.24	283.18	9.65	0.00	0.00	0.00
91	9	-0.02	326.15	15.38	0.00	0.00	0.00
	10	-0.02	341.96	13.82	0.00	0.00	0.00
	11	-0.23	403.14	12.63	0.00	0.00	0.00
	12	0.64	156.59	11.15	0.00	0.00	0.00
	13	0.34	316.32	11.21	0.00	0.00	0.00
	14	-0.31	278.37	17.21	0.00	0.00	0.00
	15	-0.38	405.86	13.03	0.00	0.00	0.00
	16	0.50	159.31	11.54	0.00	0.00	0.00
	17	0.20	319.05	11.61	0.00	0.00	0.00
	18	-0.45	281.10	17.60	0.00	0.00	0.00



SUPPORT REACTIONS -UNIT KN METE STRUCTURE TYPE = SPACE

JOINT	LOAD	FORCE-X	FORCE-Y	FORCE-Z	MOM-X	MOM-Y	MOM Z
	19	-0.09	400.41	12.24	0.00	0.00	0.00
	20	0.79	153.86	10.76	0.00	0.00	0.00
	21	0.48	313.60	10.82	0.00	0.00	0.00
	22	-0.16	275.65	16.82	0.00	0.00	0.00
92	9	7.50	317.09	17.58	0.00	0.00	0.00
	10	6.82	334.63	15.75	0.00	0.00	0.00
	11	-178.44	-70.37	13.51	0.00	0.00	0.00
	12	189.15	620.32	15.92	0.00	0.00	0.00
	13	58.79	302.11	14.58	0.00	0.00	0.00
	14	8.70	297.71	16.10	0.00	0.00	0.00
	15	-191.77	-73.44	14.27	0.00	0.00	0.00
	16	175.82	617.25	16.68	0.00	0.00	0.00
	17	45.46	299.04	15.33	0.00	0.00	0.00
	18	-4.63	294.64	16.86	0.00	0.00	0.00
	19	-165.11	-67.31	12.75	0.00	0.00	0.00
	20	202.49	623.39	15.17	0.00	0.00	0.00
	21	72.13	305.17	13.82	0.00	0.00	0.00
	22	22.04	300.78	15.35	0.00	0.00	0.00
94	9	5.62	182.76	-0.35	0.00	0.00	0.00
	10	5.02	194.75	-0.36	0.00	0.00	0.00
	11	3.60	205.75	-0.38	0.00	0.00	0.00
	12	6.39	197.97	-0.36	0.00	0.00	0.00
	13	5.43	388.76	-0.48	0.00	0.00	0.00
	14	5.21	-80.24	-0.20	0.00	0.00	0.00
	15	3.48	187.35	-0.37	0.00	0.00	0.00
	16	6.27	179.57	-0.35	0.00	0.00	0.00
	17	5.30	370.36	-0.47	0.00	0.00	0.00
	18	5.08	-98.64	-0.19	0.00	0.00	0.00
	19	3.73	224.15	-0.38	0.00	0.00	0.00
	20	6.52	216.36	-0.37	0.00	0.00	0.00
	21	5.55	407.16	-0.49	0.00	0.00	0.00
	22	5.33	-61.84	-0.21	0.00	0.00	0.00
99	9	-17.73	302.24	-0.12	0.00	0.00	0.00
	10	-15.97	318.15	-0.11	0.00	0.00	0.00
	11	-17.33	225.62	-0.24	0.00	0.00	0.00
	12	-12.48	238.94	-0.36	0.00	0.00	0.00
	13	-18.56	541.10	-1.32	0.00	0.00	0.00
	14	-17.71	10.98	1.13	0.00	0.00	0.00
	15	-16.74	245.65	-0.12	0.00	0.00	0.00
	16	-11.88	258.97	-0.24	0.00	0.00	0.00
	17	-17.96	561.13	-1.20	0.00	0.00	0.00
	18	-17.12	31.01	1.25	0.00	0.00	0.00
	19	-17.93	205.58	-0.36	0.00	0.00	0.00
	20	-13.07	218.90	-0.49	0.00	0.00	0.00
	21	-19.15	521.06	-1.44	0.00	0.00	0.00
	22	-18.31	-9.06	1.01	0.00	0.00	0.00
106	9	0.00	110.87	-12.29	0.00	0.00	0.00
	10	0.00	132.88	-11.01	0.00	0.00	0.00



SUPPORT REACTIONS -UNIT KN METE STRUCTURE TYPE = SPACE

JOINT	LOAD	FORCE-X	FORCE-Y	FORCE-Z	MOM-X	MOM-Y	MOM Z
	11	0.04	55.15	-43.28	0.00	0.00	0.00
	12	0.01	72.43	-32.09	0.00	0.00	0.00
	13	-0.11	-120.84	-178.86	0.00	0.00	0.00
	14	-0.05	346.18	172.95	0.00	0.00	0.00
	15	0.06	73.02	-30.02	0.00	0.00	0.00
	16	0.04	90.30	-18.83	0.00	0.00	0.00
	17	-0.08	-102.97	-165.59	0.00	0.00	0.00
	18	-0.02	364.05	186.22	0.00	0.00	0.00
	19	0.01	37.28	-56.55	0.00	0.00	0.00
	20	-0.02	54.56	-45.36	0.00	0.00	0.00
	21	-0.13	-138.71	-192.12	0.00	0.00	0.00
	22	-0.07	328.31	159.69	0.00	0.00	0.00
135	9	-6.31	10.30	-0.02	0.00	0.00	0.00
	10	-5.69	9.19	-0.02	0.00	0.00	0.00
	11	-52.78	40.13	-0.25	-0.04	0.00	0.00
	12	-0.93	6.65	-0.01	0.00	0.00	0.00
	13	16.37	-5.74	0.07	0.01	0.00	0.00
	14	-10.21	12.53	-0.02	0.00	0.00	0.00
	15	-45.16	34.97	-0.21	-0.03	0.00	0.00
	16	6.70	1.49	0.03	0.01	0.00	0.00
	17	24.00	-10.91	0.11	0.02	0.00	0.00
	18	-2.59	7.37	0.02	0.01	0.00	0.00
	19	-60.41	45.29	-0.29	-0.04	0.00	0.00
	20	-8.55	11.82	-0.05	-0.01	0.00	0.00
	21	8.75	-0.58	0.03	0.01	0.00	0.00
	22	-17.84	17.70	-0.06	-0.01	0.00	0.00
160	9	2.80	2.74	0.00	0.00	0.00	0.00
	10	2.52	2.39	0.00	0.00	0.00	0.00
	11	8.99	-3.43	-0.06	-0.03	0.00	0.00
	12	9.07	-0.78	0.00	0.00	0.00	0.00
	13	-4.69	7.35	0.00	0.01	0.00	0.00
	14	6.26	0.15	0.02	0.00	0.00	0.00
	15	6.18	-1.56	-0.05	-0.03	0.00	0.00
	16	6.26	1.09	0.01	0.01	0.00	0.00
	17	-7.50	9.22	0.01	0.02	0.00	0.00
	18	3.44	2.02	0.03	0.01	0.00	0.00
	19	11.81	-5.30	-0.07	-0.04	0.00	0.00
	20	11.89	-2.65	-0.01	-0.01	0.00	0.00
	21	-1.87	5.48	-0.01	0.01	0.00	0.00
	22	9.07	-1.72	0.00	0.00	0.00	0.00
203	9	0.10	73.99	0.40	-0.21	0.00	0.00
	10	0.09	66.57	0.33	-0.19	0.00	0.00
	11	-0.16	103.79	6.55	0.05	0.00	0.00
	12	0.46	59.54	8.11	0.22	0.00	0.00
	13	-0.06	19.64	-21.87	-1.05	0.00	0.00
	14	0.20	102.27	18.73	0.46	0.00	0.00
	15	-0.18	97.95	3.41	-0.10	0.00	0.00
	16	0.44	53.70	4.97	0.07	0.00	0.00

the scale towards document
Image Engineering Scan Reference Chart TE263 Serial No. 380
Patch Reference numbers on UTT

SUPPORT REACTIONS -UNIT KN METE STRUCTURE TYPE = SPACE

JOINT	LOAD	FORCE-X	FORCE-Y	FORCE-Z	MOM-X	MOM-Y	MOM Z
	17	-0.08	13.80	-25.01	-1.20	0.00	0.00
	18	0.18	96.42	15.59	0.31	0.00	0.00
	19	-0.13	109.63	9.69	0.21	0.00	0.00
	20	0.48	65.39	11.25	0.37	0.00	0.00
	21	-0.04	25.48	-18.73	-0.90	0.00	0.00
	22	0.22	108.11	21.87	0.61	0.00	0.00
204	9	-0.17	84.69	-0.04	-0.15	0.00	0.00
	10	-0.16	78.96	-0.03	-0.14	0.00	0.00
	11	-0.86	92.21	-0.15	-0.11	0.00	0.00
	12	0.50	55.27	0.41	0.64	0.00	0.00
	13	-0.27	90.37	-0.42	-1.27	0.00	0.00
	14	0.04	68.36	0.31	0.84	0.00	0.00
	15	-0.87	94.56	-0.25	-0.32	0.00	0.00
	16	0.49	57.62	0.31	0.43	0.00	0.00
	17	-0.28	92.72	-0.51	-1.48	0.00	0.00
	18	0.03	70.71	0.22	0.63	0.00	0.00
	19	-0.85	89.86	-0.06	0.10	0.00	0.00
	20	0.51	52.92	0.50	0.85	0.00	0.00
	21	-0.25	88.02	-0.32	-1.07	0.00	0.00
	22	0.05	66.01	0.41	1.05	0.00	0.00
205	9	0.61	61.81	-1.27	-0.19	0.00	0.00
	10	0.54	56.60	-1.04	-0.17	0.00	0.00
	11	-1.02	36.41	10.34	0.65	0.00	0.00
	12	0.66	95.83	7.80	0.35	0.00	0.00
	13	1.04	-84.22	-26.18	-1.80	0.00	0.00
	14	0.65	193.23	18.32	1.08	0.00	0.00
	15	-0.75	32.14	6.03	0.37	0.00	0.00
	16	0.93	91.55	3.49	0.07	0.00	0.00
	17	1.31	-88.50	-30.50	-2.08	0.00	0.00
	18	0.92	188.95	14.01	0.80	0.00	0.00
	19	-1.29	40.69	14.65	0.94	0.00	0.00
	20	0.39	100.10	12.12	0.64	0.00	0.00
	21	0.77	-79.95	-21.87	-1.51	0.00	0.00
	22	0.38	197.50	22.63	1.37	0.00	0.00
206	9	0.66	63.85	-0.11	-0.20	0.00	0.00
	10	0.59	59.68	-0.09	-0.18	0.00	0.00
	11	1.75	-11.38	0.34	0.60	0.00	0.00
	12	0.08	63.42	0.15	0.29	0.00	0.00
	13	0.30	163.77	-0.84	-1.69	0.00	0.00
	14	0.45	-30.13	0.45	0.99	0.00	0.00
	15	1.68	1.13	0.20	0.34	0.00	0.00
	16	0.00	75.93	0.01	0.03	0.00	0.00
	17	0.22	176.28	-0.98	-1.95	0.00	0.00
	18	0.37	-17.62	0.31	0.73	0.00	0.00
	19	1.83	-23.89	0.48	0.85	0.00	0.00
	20	0.16	50.91	0.29	0.55	0.00	0.00
	21	0.37	151.26	-0.70	-1.43	0.00	0.00
	22	0.52	-42.64	0.59	1.25	0.00	0.00

SUPPORT REACTIONS -UNIT KN METE STRUCTURE TYPE = SPACE

JOINT	LOAD	FORCE-X	FORCE-Y	FORCE-Z	MOM-X	MOM-Y	MOM Z

********** END OF LATEST ANALYSIS RESULT **********

542. **** REACTIES UGT TBV DRUK
543. LOAD LIST 23 TO 37
544. PRINT SUPPORT REACTION LIST 1 TO 222

the scale towards document
Image Engineering Scan Reference Chart TE263 Serial No. 380
Patch Reference numbers on UTT

SUPPORT REACTIONS -UNIT KN METE STRUCTURE TYPE = SPACE

JOINT	LOAD	FORCE-X	FORCE-Y	FORCE-Z	MOM-X	MOM-Y	MOM Z
11	23	-0.13	166.25	-3.19	0.00	0.00	0.00
	24	-0.25	209.56	-5.42	0.00	0.00	0.00
	25	-0.23	234.64	-3.68	0.00	0.00	0.00
	26	0.42	662.02	-33.65	0.00	0.00	0.00
	27	-1.28	-366.26	-40.21	0.00	0.00	0.00
	28	-0.99	-40.41	-137.93	0.00	0.00	0.00
	29	-0.03	373.66	148.38	0.00	0.00	0.00
	30	0.69	702.30	-19.60	0.00	0.00	0.00
	31	-1.01	-325.98	-26.16	0.00	0.00	0.00
	32	-0.72	-0.14	-123.89	0.00	0.00	0.00
	33	0.24	413.93	162.43	0.00	0.00	0.00
	34	0.15	621.75	-47.69	0.00	0.00	0.00
	35	-1.55	-406.53	-54.25	0.00	0.00	0.00
	36	-1.26	-80.69	-151.98	0.00	0.00	0.00
	37	-0.30	333.38	134.34	0.00	0.00	0.00
15	23	-0.05	109.64	-0.01	0.00	0.00	0.00
	24	-0.03	209.90	-0.02	0.00	0.00	0.00
	25	-0.03	235.89	-0.01	0.00	0.00	0.00
	26	-1.28	187.63	-0.05	0.00	0.00	0.00
	27	1.26	187.19	-0.06	0.00	0.00	0.00
	28	0.10	187.36	-0.27	0.00	0.00	0.00
	29	-0.09	187.39	0.27	0.00	0.00	0.00
	30	-1.31	187.65	-0.03	0.00	0.00	0.00
	31	1.23	187.21	-0.04	0.00	0.00	0.00
	32	0.06	187.37	-0.25	0.00	0.00	0.00
	33	-0.12	187.41	0.29	0.00	0.00	0.00
	34	-1.25	187.61	-0.07	0.00	0.00	0.00
	35	1.29	187.17	-0.08	0.00	0.00	0.00
	36	0.13	187.34	-0.29	0.00	0.00	0.00
	37	-0.05	187.37	0.25	0.00	0.00	0.00
17	23	0.00	91.32	-0.01	0.00	0.00	0.00
	24	0.00	171.53	-0.02	0.00	0.00	0.00
	25	0.00	201.94	-0.02	0.00	0.00	0.00
	26	-1.21	155.79	0.04	0.00	0.00	0.00
	27	1.28	155.24	-0.02	0.00	0.00	0.00
	28	0.12	158.64	0.00	0.00	0.00	0.00
	29	-0.06	146.98	-0.05	0.00	0.00	0.00
	30	-1.25	154.91	0.01	0.00	0.00	0.00
	31	1.24	154.36	-0.04	0.00	0.00	0.00
	32	0.09	157.76	-0.02	0.00	0.00	0.00
	33	-0.09	146.10	-0.08	0.00	0.00	0.00
	34	-1.18	156.67	0.06	0.00	0.00	0.00
	35	1.31	156.12	0.01	0.00	0.00	0.00
	36	0.15	159.52	0.02	0.00	0.00	0.00
	37	-0.03	147.85	-0.03	0.00	0.00	0.00
19	23	0.05	92.22	-0.01	0.00	0.00	0.00
	24	0.05	172.33	-0.03	0.00	0.00	0.00
	25	0.04	202.71	-0.02	0.00	0.00	0.00

the scale towards document
Image Engineering Scan Reference Chart TE263 Serial No. 380
Patch Reference numbers on UTT

SUPPORT REACTIONS -UNIT KN METE STRUCTURE TYPE = SPACE

JOINT	LOAD	FORCE-X	FORCE-Y	FORCE-Z	MOM-X	MOM-Y	MOM Z
	26	-1.19	155.96	-0.05	0.00	0.00	0.00
	27	1.35	156.43	0.02	0.00	0.00	0.00
	28	0.19	158.69	0.00	0.00	0.00	0.00
	29	-0.04	148.70	-0.09	0.00	0.00	0.00
	30	-1.22	155.11	-0.05	0.00	0.00	0.00
	31	1.32	155.58	0.03	0.00	0.00	0.00
	32	0.16	157.85	0.01	0.00	0.00	0.00
	33	-0.07	147.85	-0.08	0.00	0.00	0.00
	34	-1.15	156.81	-0.06	0.00	0.00	0.00
	35	1.39	157.27	0.02	0.00	0.00	0.00
	36	0.23	159.54	0.00	0.00	0.00	0.00
	37	0.00	149.55	-0.09	0.00	0.00	0.00
20	23	-0.29	69.68	0.00	0.00	0.00	0.00
	24	-0.26	122.51	0.00	0.00	0.00	0.00
	25	-0.26	132.65	0.00	0.00	0.00	0.00
	26	-1.37	149.63	-0.02	0.00	0.00	0.00
	27	0.94	154.26	0.02	0.00	0.00	0.00
	28	-0.12	310.03	0.11	0.00	0.00	0.00
	29	-0.38	-113.98	-0.10	0.00	0.00	0.00
	30	-1.40	131.05	-0.02	0.00	0.00	0.00
	31	0.91	135.67	0.02	0.00	0.00	0.00
	32	-0.15	291.45	0.11	0.00	0.00	0.00
	33	-0.41	-132.57	-0.10	0.00	0.00	0.00
	34	-1.34	168.22	-0.02	0.00	0.00	0.00
	35	0.97	172.84	0.02	0.00	0.00	0.00
	36	-0.10	328.62	0.11	0.00	0.00	0.00
	37	-0.35	-95.40	-0.10	0.00	0.00	0.00
34	23	0.30	65.05	-0.01	0.00	0.00	0.00
	24	0.28	114.11	-0.03	0.00	0.00	0.00
	25	0.28	127.13	-0.03	0.00	0.00	0.00
	26	-0.85	102.09	0.00	0.00	0.00	0.00
	27	1.45	103.60	0.01	0.00	0.00	0.00
	28	0.38	103.01	0.16	0.00	0.00	0.00
	29	0.22	102.94	-0.23	0.00	0.00	0.00
	30	-0.88	102.03	-0.02	0.00	0.00	0.00
	31	1.43	103.54	0.00	0.00	0.00	0.00
	32	0.35	102.96	0.15	0.00	0.00	0.00
	33	0.19	102.89	-0.24	0.00	0.00	0.00
	34	-0.83	102.14	0.01	0.00	0.00	0.00
	35	1.48	103.65	0.03	0.00	0.00	0.00
	36	0.40	103.07	0.18	0.00	0.00	0.00
	37	0.24	103.00	-0.21	0.00	0.00	0.00
47	23	-0.29	143.66	-0.02	0.00	0.00	0.00
	24	-0.29	159.46	-0.05	0.00	0.00	0.00
	25	-0.29	178.76	-0.04	0.00	0.00	0.00
	26	-0.50	316.26	54.47	0.00	0.00	0.00
	27	0.47	-54.61	44.27	0.00	0.00	0.00
	28	-0.53	61.03	-51.15	0.00	0.00	0.00



SUPPORT REACTIONS -UNIT KN METE STRUCTURE TYPE = SPACE

JOINT	LOAD	FORCE-X	FORCE-Y	FORCE-Z	MOM-X	MOM-Y	MOM Z
	29	-0.25	244.47	25.80	0.00	0.00	0.00
	30	-0.60	318.33	35.37	0.00	0.00	0.00
	31	0.37	-52.55	25.17	0.00	0.00	0.00
	32	-0.63	63.10	-70.25	0.00	0.00	0.00
	33	-0.35	246.53	6.70	0.00	0.00	0.00
	34	-0.40	314.20	73.57	0.00	0.00	0.00
	35	0.56	-56.68	63.37	0.00	0.00	0.00
	36	-0.44	58.97	-32.05	0.00	0.00	0.00
	37	-0.15	242.40	44.90	0.00	0.00	0.00
49	23	-0.05	175.47	-0.64	0.00	0.00	0.00
	24	-0.09	230.74	-1.30	0.00	0.00	0.00
	25	-0.09	250.63	-1.19	0.00	0.00	0.00
	26	1.30	102.98	-6.03	0.00	0.00	0.00
	27	-0.59	425.32	-5.07	0.00	0.00	0.00
	28	-0.32	-137.05	-11.25	0.00	0.00	0.00
	29	-0.80	483.24	12.99	0.00	0.00	0.00
	30	1.30	93.68	-4.43	0.00	0.00	0.00
	31	-0.59	416.01	-3.46	0.00	0.00	0.00
	32	-0.31	-146.35	-9.64	0.00	0.00	0.00
	33	-0.79	473.94	14.60	0.00	0.00	0.00
	34	1.30	112.29	-7.64	0.00	0.00	0.00
	35	-0.59	434.62	-6.68	0.00	0.00	0.00
	36	-0.32	-127.75	-12.85	0.00	0.00	0.00
	37	-0.80	492.54	11.38	0.00	0.00	0.00
51	23	4.85	153.76	-0.30	0.00	0.00	0.00
	24	10.41	202.01	-0.67	0.00	0.00	0.00
	25	9.37	211.95	-0.57	0.00	0.00	0.00
	26	-240.07	-324.48	27.41	0.00	0.00	0.00
	27	261.76	685.43	32.63	0.00	0.00	0.00
	28	-6.55	198.82	-31.47	0.00	0.00	0.00
	29	91.73	196.21	14.77	0.00	0.00	0.00
	30	-258.32	-334.92	14.89	0.00	0.00	0.00
	31	243.51	675.00	20.11	0.00	0.00	0.00
	32	-24.80	188.38	-43.98	0.00	0.00	0.00
	33	73.48	185.77	2.26	0.00	0.00	0.00
	34	-221.82	-314.04	39.93	0.00	0.00	0.00
	35	280.01	695.87	45.14	0.00	0.00	0.00
	36	11.70	209.25	-18.95	0.00	0.00	0.00
	37	109.99	206.64	27.29	0.00	0.00	0.00
52	23	-0.22	97.30	-8.16	0.00	0.00	0.00
	24	-0.34	82.41	-17.52	0.00	0.00	0.00
	25	-0.31	94.40	-16.70	0.00	0.00	0.00
	26	-0.40	562.12	-53.54	0.00	0.00	0.00
	27	0.14	-443.33	-59.75	0.00	0.00	0.00
	28	-1.13	-529.56	-174.59	0.00	0.00	0.00
	29	0.23	629.68	167.42	0.00	0.00	0.00
	30	-0.44	591.08	-35.46	0.00	0.00	0.00
	31	0.10	-414.38	-41.67	0.00	0.00	0.00



SUPPORT REACTIONS -UNIT KN METE STRUCTURE TYPE = SPACE

JOINT	LOAD	FORCE-X	FORCE-Y	FORCE-Z	MOM-X	MOM-Y	MOM Z
	32	-1.17	-500.61	-156.51	0.00	0.00	0.00
	33	0.19	658.63	185.51	0.00	0.00	0.00
	34	-0.36	533.17	-71.62	0.00	0.00	0.00
	35	0.18	-472.29	-77.84	0.00	0.00	0.00
	36	-1.09	-558.51	-192.67	0.00	0.00	0.00
	37	0.27	600.72	149.34	0.00	0.00	0.00
55	23	0.00	63.27	0.37	0.00	0.00	0.00
	24	0.00	112.45	0.29	0.00	0.00	0.00
	25	0.00	125.48	0.29	0.00	0.00	0.00
	26	0.01	100.98	0.22	0.00	0.00	0.00
	27	0.01	101.06	0.24	0.00	0.00	0.00
	28	-0.01	100.10	-0.28	0.00	0.00	0.00
	29	0.01	102.47	0.88	0.00	0.00	0.00
	30	0.00	101.07	0.26	0.00	0.00	0.00
	31	0.01	101.14	0.28	0.00	0.00	0.00
	32	-0.02	100.18	-0.24	0.00	0.00	0.00
	33	0.00	102.56	0.92	0.00	0.00	0.00
	34	0.01	100.90	0.18	0.00	0.00	0.00
	35	0.02	100.98	0.20	0.00	0.00	0.00
	36	0.00	100.01	-0.32	0.00	0.00	0.00
	37	0.01	102.39	0.84	0.00	0.00	0.00
59	23	0.00	145.46	-0.01	0.00	0.00	0.00
	24	0.00	161.76	-0.01	0.00	0.00	0.00
	25	0.00	179.56	0.00	0.00	0.00	0.00
	26	-28.33	158.58	-0.20	0.00	0.00	0.00
	27	56.60	138.79	0.07	0.00	0.00	0.00
	28	-56.60	817.42	0.31	0.00	0.00	0.00
	29	-56.60	-538.98	-0.24	0.00	0.00	0.00
	30	-6.98	160.95	-0.19	0.00	0.00	0.00
	31	77.94	141.17	0.08	0.00	0.00	0.00
	32	-35.26	819.79	0.32	0.00	0.00	0.00
	33	-35.26	-536.61	-0.23	0.00	0.00	0.00
	34	-49.67	156.21	-0.21	0.00	0.00	0.00
	35	35.26	136.42	0.06	0.00	0.00	0.00
	36	-77.94	815.05	0.29	0.00	0.00	0.00
	37	-77.94	-541.35	-0.25	0.00	0.00	0.00
90	23	0.01	248.88	-0.59	0.00	0.00	0.00
	24	0.00	425.73	-1.20	0.00	0.00	0.00
	25	-0.01	460.08	-1.09	0.00	0.00	0.00
	26	-0.29	203.85	-3.24	0.00	0.00	0.00
	27	0.82	556.58	-4.26	0.00	0.00	0.00
	28	0.80	328.76	-16.87	0.00	0.00	0.00
	29	-0.58	382.88	16.04	0.00	0.00	0.00
	30	-0.50	217.26	-1.80	0.00	0.00	0.00
	31	0.61	569.99	-2.82	0.00	0.00	0.00
	32	0.59	342.17	-15.44	0.00	0.00	0.00
	33	-0.78	396.30	17.48	0.00	0.00	0.00
	34	-0.08	190.44	-4.68	0.00	0.00	0.00

SUPPORT REACTIONS -UNIT KN METE STRUCTURE TYPE = SPACE

JOINT	LOAD	FORCE-X	FORCE-Y	FORCE-Z	MOM-X	MOM-Y	MOM Z
	35	1.03	543.16	-5.70	0.00	0.00	0.00
	36	1.00	315.35	-18.31	0.00	0.00	0.00
	37	-0.37	369.47	14.60	0.00	0.00	0.00
91	23	-0.01	250.80	10.08	0.00	0.00	0.00
	24	-0.02	433.49	20.84	0.00	0.00	0.00
	25	-0.03	457.20	18.48	0.00	0.00	0.00
	26	-0.35	548.97	16.71	0.00	0.00	0.00
	27	0.97	179.15	14.48	0.00	0.00	0.00
	28	0.52	418.75	14.58	0.00	0.00	0.00
	29	-0.46	361.83	23.58	0.00	0.00	0.00
	30	-0.56	553.06	17.30	0.00	0.00	0.00
	31	0.75	183.24	15.07	0.00	0.00	0.00
	32	0.30	422.84	15.17	0.00	0.00	0.00
	33	-0.67	365.92	24.16	0.00	0.00	0.00
	34	-0.13	544.88	16.12	0.00	0.00	0.00
	35	1.18	175.06	13.89	0.00	0.00	0.00
	36	0.73	414.66	13.99	0.00	0.00	0.00
	37	-0.24	357.74	22.99	0.00	0.00	0.00
92	23	5.46	251.80	11.30	0.00	0.00	0.00
	24	10.03	419.68	23.86	0.00	0.00	0.00
	25	9.02	445.98	21.12	0.00	0.00	0.00
	26	-268.87	-161.52	17.75	0.00	0.00	0.00
	27	282.51	874.52	21.38	0.00	0.00	0.00
	28	86.98	397.20	19.36	0.00	0.00	0.00
	29	11.84	390.61	21.65	0.00	0.00	0.00
	30	-288.87	-166.12	18.89	0.00	0.00	0.00
	31	262.51	869.92	22.51	0.00	0.00	0.00
	32	66.97	392.60	20.49	0.00	0.00	0.00
	33	-8.16	386.01	22.78	0.00	0.00	0.00
	34	-248.87	-156.92	16.62	0.00	0.00	0.00
	35	302.51	879.13	20.24	0.00	0.00	0.00
	36	106.98	401.80	18.22	0.00	0.00	0.00
	37	31.84	395.21	20.51	0.00	0.00	0.00
94	23	3.62	128.18	-0.44	0.00	0.00	0.00
	24	7.63	245.66	-0.43	0.00	0.00	0.00
	25	6.73	263.64	-0.43	0.00	0.00	0.00
	26	4.60	280.14	-0.47	0.00	0.00	0.00
	27	8.78	268.46	-0.44	0.00	0.00	0.00
	28	7.34	554.65	-0.62	0.00	0.00	0.00
	29	7.01	-148.84	-0.21	0.00	0.00	0.00
	30	4.41	252.54	-0.45	0.00	0.00	0.00
	31	8.60	240.87	-0.42	0.00	0.00	0.00
	32	7.15	527.06	-0.61	0.00	0.00	0.00
	33	6.82	-176.44	-0.19	0.00	0.00	0.00
	34	4.78	307.73	-0.48	0.00	0.00	0.00
	35	8.97	296.06	-0.45	0.00	0.00	0.00
	36	7.52	582.25	-0.63	0.00	0.00	0.00
	37	7.20	-121.25	-0.22	0.00	0.00	0.00

the scale towards document
Image Engineering Scan Reference Chart TE263 Serial No. 380

SUPPORT REACTIONS -UNIT KN METE STRUCTURE TYPE = SPACE

JOINT	LOAD	FORCE-X	FORCE-Y	FORCE-Z	MOM-X	MOM-Y	MOM Z
99	23	-11.83	236.07	-0.08	0.00	0.00	0.00
	24	-23.96	400.90	-0.17	0.00	0.00	0.00
	25	-21.33	424.76	-0.15	0.00	0.00	0.00
	26	-23.37	285.97	-0.34	0.00	0.00	0.00
	27	-16.09	305.95	-0.53	0.00	0.00	0.00
	28	-25.21	759.18	-1.96	0.00	0.00	0.00
	29	-23.94	-35.99	1.71	0.00	0.00	0.00
	30	-22.48	316.02	-0.16	0.00	0.00	0.00
	31	-15.19	336.00	-0.35	0.00	0.00	0.00
	32	-24.32	789.24	-1.78	0.00	0.00	0.00
	33	-23.05	-5.94	1.89	0.00	0.00	0.00
	34	-24.27	255.91	-0.52	0.00	0.00	0.00
	35	-16.98	275.89	-0.71	0.00	0.00	0.00
	36	-26.10	729.13	-2.14	0.00	0.00	0.00
	37	-24.83	-66.05	1.53	0.00	0.00	0.00
106	23	0.00	80.27	-8.24	0.00	0.00	0.00
	24	0.00	148.47	-16.60	0.00	0.00	0.00
	25	0.00	181.49	-14.69	0.00	0.00	0.00
	26	0.05	64.89	-63.09	0.00	0.00	0.00
	27	0.02	90.80	-46.31	0.00	0.00	0.00
	28	-0.16	-199.10	-266.46	0.00	0.00	0.00
	29	-0.07	501.43	261.26	0.00	0.00	0.00
	30	0.10	91.69	-43.19	0.00	0.00	0.00
	31	0.06	117.61	-26.41	0.00	0.00	0.00
	32	-0.12	-172.29	-246.56	0.00	0.00	0.00
	33	-0.03	528.23	281.16	0.00	0.00	0.00
	34	0.01	38.08	-82.99	0.00	0.00	0.00
	35	-0.03	64.00	-66.21	0.00	0.00	0.00
	36	-0.20	-225.90	-286.35	0.00	0.00	0.00
	37	-0.11	474.62	241.36	0.00	0.00	0.00
135	23	-3.92	6.12	-0.01	0.00	0.00	0.00
	24	-8.59	14.08	-0.03	0.00	0.00	0.00
	25	-7.67	12.42	-0.03	0.00	0.00	0.00
	26	-78.31	58.84	-0.37	-0.05	0.00	0.00
	27	-0.52	8.62	-0.01	0.00	0.00	0.00
	28	25.43	-9.97	0.11	0.02	0.00	0.00
	29	-14.45	17.44	-0.03	0.00	0.00	0.00
	30	-66.87	51.09	-0.31	-0.04	0.00	0.00
	31	10.92	0.88	0.05	0.01	0.00	0.00
	32	36.87	-17.72	0.17	0.03	0.00	0.00
	33	-3.01	9.70	0.03	0.01	0.00	0.00
	34	-89.74	66.58	-0.43	-0.06	0.00	0.00
	35	-11.96	16.37	-0.07	-0.01	0.00	0.00
	36	13.99	-2.23	0.05	0.01	0.00	0.00
	37	-25.88	25.19	-0.09	-0.01	0.00	0.00
160	23	1.79	1.43	0.00	0.00	0.00	0.00
	24	3.81	3.80	0.00	0.00	0.00	0.00
	25	3.39	3.27	0.00	0.00	0.00	0.00



SUPPORT REACTIONS -UNIT KN METE STRUCTURE TYPE = SPACE

JOINT	LOAD	FORCE-X	FORCE-Y	FORCE-Z	MOM-X	MOM-Y	MOM Z
	26	13.09	-5.46	-0.08	-0.05	0.00	0.00
	27	13.21	-1.49	-0.01	0.00	0.00	0.00
	28	-7.43	10.71	0.00	0.02	0.00	0.00
	29	8.99	-0.10	0.02	0.00	0.00	0.00
	30	8.87	-2.66	-0.07	-0.04	0.00	0.00
	31	8.99	1.32	0.01	0.01	0.00	0.00
	32	-11.65	13.52	0.02	0.03	0.00	0.00
	33	4.77	2.71	0.04	0.01	0.00	0.00
	34	17.31	-8.27	-0.10	-0.06	0.00	0.00
	35	17.43	-4.29	-0.02	-0.01	0.00	0.00
	36	-3.21	7.90	-0.01	0.01	0.00	0.00
	37	13.21	-2.90	0.01	-0.01	0.00	0.00
203	23	0.06	50.48	0.67	-0.16	0.00	0.00
	24	0.13	99.76	0.45	-0.27	0.00	0.00
	25	0.12	88.64	0.34	-0.25	0.00	0.00
	26	-0.25	144.47	9.68	0.12	0.00	0.00
	27	0.68	78.10	12.01	0.37	0.00	0.00
	28	-0.10	18.24	-32.95	-1.53	0.00	0.00
	29	0.28	142.18	27.94	0.73	0.00	0.00
	30	-0.28	135.70	4.97	-0.11	0.00	0.00
	31	0.65	69.33	7.30	0.14	0.00	0.00
	32	-0.13	9.48	-37.66	-1.76	0.00	0.00
	33	0.25	133.42	23.23	0.50	0.00	0.00
	34	-0.22	153.23	14.39	0.34	0.00	0.00
	35	0.71	86.86	16.72	0.60	0.00	0.00
	36	-0.07	27.01	-28.24	-1.31	0.00	0.00
	37	0.32	150.95	32.65	0.96	0.00	0.00
204	23	-0.14	71.79	-0.01	-0.09	0.00	0.00
	24	-0.23	111.08	-0.06	-0.21	0.00	0.00
	25	-0.21	102.48	-0.05	-0.19	0.00	0.00
	26	-1.26	122.36	-0.22	-0.14	0.00	0.00
	27	0.79	66.95	0.62	0.98	0.00	0.00
	28	-0.37	119.60	-0.62	-1.89	0.00	0.00
	29	0.09	86.59	0.47	1.28	0.00	0.00
	30	-1.27	125.88	-0.37	-0.45	0.00	0.00
	31	0.77	70.47	0.47	0.67	0.00	0.00
	32	-0.39	123.12	-0.76	-2.20	0.00	0.00
	33	0.07	90.11	0.33	0.96	0.00	0.00
	34	-1.24	118.84	-0.08	0.17	0.00	0.00
	35	0.80	63.43	0.76	1.30	0.00	0.00
	36	-0.35	116.08	-0.48	-1.58	0.00	0.00
	37	0.11	83.07	0.61	1.59	0.00	0.00
205	23	0.38	44.70	-0.62	-0.12	0.00	0.00
	24	0.83	82.78	-1.76	-0.26	0.00	0.00
	25	0.72	74.96	-1.42	-0.22	0.00	0.00
	26	-1.61	44.68	15.65	1.01	0.00	0.00
	27	0.91	133.81	11.84	0.56	0.00	0.00
	28	1.48	-136.27	-39.14	-2.67	0.00	0.00

SUPPORT REACTIONS -UNIT KN METE STRUCTURE TYPE = SPACE

JOINT	LOAD	FORCE-X	FORCE-Y	FORCE-Z	MOM-X	MOM-Y	MOM Z
	29	0.89	279.91	27.62	1.65	0.00	0.00
	30	-1.21	38.27	9.18	0.58	0.00	0.00
	31	1.31	127.40	5.37	0.13	0.00	0.00
	32	1.88	-142.68	-45.61	-3.09	0.00	0.00
	33	1.29	273.49	21.15	1.23	0.00	0.00
	34	-2.01	51.10	22.12	1.43	0.00	0.00
	35	0.51	140.22	18.31	0.98	0.00	0.00
	36	1.08	-129.86	-32.67	-2.24	0.00	0.00
	37	0.49	286.32	34.09	2.08	0.00	0.00
206	23	0.41	47.04	-0.07	-0.13	0.00	0.00
	24	0.89	85.33	-0.14	-0.27	0.00	0.00
	25	0.79	79.07	-0.13	-0.24	0.00	0.00
	26	2.54	-27.53	0.52	0.92	0.00	0.00
	27	0.03	84.67	0.24	0.46	0.00	0.00
	28	0.35	235.20	-1.24	-2.50	0.00	0.00
	29	0.58	-55.65	0.69	1.51	0.00	0.00
	30	2.42	-8.76	0.31	0.53	0.00	0.00
	31	-0.09	103.44	0.03	0.07	0.00	0.00
	32	0.24	253.96	-1.45	-2.89	0.00	0.00
	33	0.46	-36.89	0.48	1.12	0.00	0.00
	34	2.65	-46.29	0.74	1.31	0.00	0.00
	35	0.14	65.91	0.45	0.85	0.00	0.00
	36	0.47	216.43	-1.03	-2.12	0.00	0.00
	37	0.69	-74.42	0.90	1.90	0.00	0.00

********** END OF LATEST ANALYSIS RESULT **********

```
545. **** REACTIES UGT TBV TREK
546. LOAD LIST 38 TO 41
547. PRINT SUPPORT REACTION LIST 1 TO 222
```




SUPPORT REACTIONS -UNIT KN METE STRUCTURE TYPE = SPACE

JOINT	LOAD	FORCE-X	FORCE-Y	FORCE-Z	MOM-X	MOM-Y	MOM Z
11	38	0.82	615.93	-16.83	0.00	0.00	0.00
	39	-0.87	-412.35	-23.39	0.00	0.00	0.00
	40	-0.58	-86.51	-121.12	0.00	0.00	0.00
	41	0.38	327.56	165.20	0.00	0.00	0.00
15	38	-1.31	73.33	-0.02	0.00	0.00	0.00
	39	1.23	72.89	-0.03	0.00	0.00	0.00
	40	0.07	73.06	-0.24	0.00	0.00	0.00
	41	-0.12	73.09	0.30	0.00	0.00	0.00
17	38	-1.25	62.33	0.03	0.00	0.00	0.00
	39	1.24	61.79	-0.03	0.00	0.00	0.00
	40	0.09	65.18	-0.01	0.00	0.00	0.00
	41	-0.09	53.52	-0.07	0.00	0.00	0.00
19	38	-1.24	62.34	-0.03	0.00	0.00	0.00
	39	1.30	62.80	0.04	0.00	0.00	0.00
	40	0.14	65.07	0.02	0.00	0.00	0.00
	41	-0.08	55.07	-0.07	0.00	0.00	0.00
20	38	-1.33	67.10	-0.02	0.00	0.00	0.00
	39	0.98	71.73	0.01	0.00	0.00	0.00
	40	-0.09	227.50	0.10	0.00	0.00	0.00
	41	-0.34	-196.52	-0.10	0.00	0.00	0.00
34	38	-0.96	42.54	0.00	0.00	0.00	0.00
	39	1.35	44.05	0.01	0.00	0.00	0.00
	40	0.28	43.47	0.16	0.00	0.00	0.00
	41	0.11	43.40	-0.23	0.00	0.00	0.00
47	38	-0.50	261.00	35.39	0.00	0.00	0.00
	39	0.46	-109.88	25.20	0.00	0.00	0.00
	40	-0.54	5.77	-70.22	0.00	0.00	0.00
	41	-0.25	189.20	6.72	0.00	0.00	0.00
49	38	1.35	-5.13	-3.70	0.00	0.00	0.00
	39	-0.55	317.21	-2.73	0.00	0.00	0.00
	40	-0.27	-245.16	-8.91	0.00	0.00	0.00
	41	-0.75	375.13	15.33	0.00	0.00	0.00
51	38	-264.28	-421.35	15.29	0.00	0.00	0.00
	39	237.55	588.56	20.50	0.00	0.00	0.00
	40	-30.76	101.94	-43.59	0.00	0.00	0.00
	41	67.53	99.33	2.65	0.00	0.00	0.00
52	38	-0.28	572.72	-25.43	0.00	0.00	0.00
	39	0.26	-432.73	-31.65	0.00	0.00	0.00
	40	-1.00	-518.96	-146.48	0.00	0.00	0.00
	41	0.35	640.28	195.53	0.00	0.00	0.00
55	38	0.00	42.04	0.22	0.00	0.00	0.00
	39	0.01	42.11	0.23	0.00	0.00	0.00
	40	-0.02	41.15	-0.28	0.00	0.00	0.00
	41	0.00	43.52	0.87	0.00	0.00	0.00
59	38	-6.98	102.66	-0.19	0.00	0.00	0.00
	39	77.94	82.87	0.08	0.00	0.00	0.00
	40	-35.26	761.50	0.32	0.00	0.00	0.00
	41	-35.26	-594.90	-0.23	0.00	0.00	0.00



SUPPORT REACTIONS -UNIT KN METE STRUCTURE TYPE = SPACE

JOINT	LOAD	FORCE-X	FORCE-Y	FORCE-Z	MOM-X	MOM-Y	MOM Z
90	38	-0.49	-1.64	-1.13	0.00	0.00	0.00
	39	0.61	351.08	-2.15	0.00	0.00	0.00
	40	0.59	123.27	-14.77	0.00	0.00	0.00
	41	-0.78	177.39	18.15	0.00	0.00	0.00
91	38	-0.55	328.88	5.56	0.00	0.00	0.00
	39	0.77	-40.95	3.33	0.00	0.00	0.00
	40	0.31	198.66	3.43	0.00	0.00	0.00
	41	-0.66	141.73	12.42	0.00	0.00	0.00
92	38	-294.23	-378.76	5.32	0.00	0.00	0.00
	39	257.16	657.28	8.94	0.00	0.00	0.00
	40	61.62	179.96	6.93	0.00	0.00	0.00
	41	-13.51	173.37	9.21	0.00	0.00	0.00
94	38	0.07	118.68	-0.32	0.00	0.00	0.00
	39	4.26	107.01	-0.29	0.00	0.00	0.00
	40	2.81	393.20	-0.48	0.00	0.00	0.00
	41	2.49	-310.30	-0.06	0.00	0.00	0.00
99	38	-9.09	110.71	-0.07	0.00	0.00	0.00
	39	-1.80	130.69	-0.25	0.00	0.00	0.00
	40	-10.93	583.93	-1.69	0.00	0.00	0.00
	41	-9.66	-211.25	1.98	0.00	0.00	0.00
106	38	0.09	12.16	-33.94	0.00	0.00	0.00
	39	0.06	38.08	-17.16	0.00	0.00	0.00
	40	-0.12	-251.82	-237.31	0.00	0.00	0.00
	41	-0.03	448.70	290.41	0.00	0.00	0.00
135	38	-61.91	42.82	-0.29	-0.04	0.00	0.00
	39	15.87	-7.40	0.07	0.01	0.00	0.00
	40	41.82	-25.99	0.18	0.03	0.00	0.00
	41	1.95	1.42	0.05	0.01	0.00	0.00
160	38	6.70	-5.00	-0.07	-0.04	0.00	0.00
	39	6.82	-1.02	0.01	0.01	0.00	0.00
	40	-13.82	11.18	0.02	0.03	0.00	0.00
	41	2.59	0.37	0.04	0.01	0.00	0.00
203	38	-0.35	80.57	4.94	0.03	0.00	0.00
	39	0.57	14.20	7.27	0.28	0.00	0.00
	40	-0.21	-45.65	-37.69	-1.62	0.00	0.00
	41	0.18	78.29	23.20	0.64	0.00	0.00
204	38	-1.16	72.12	-0.33	-0.33	0.00	0.00
	39	0.88	16.71	0.51	0.79	0.00	0.00
	40	-0.27	69.36	-0.72	-2.08	0.00	0.00
	41	0.19	36.35	0.37	1.08	0.00	0.00
205	38	-1.68	-6.10	10.29	0.73	0.00	0.00
	39	0.84	83.03	6.48	0.28	0.00	0.00
	40	1.41	-187.05	-44.50	-2.95	0.00	0.00
	41	0.82	229.13	22.25	1.37	0.00	0.00
206	38	1.91	-54.03	0.39	0.68	0.00	0.00
	39	-0.60	58.17	0.11	0.22	0.00	0.00
	40	-0.28	208.70	-1.37	-2.74	0.00	0.00
	41	-0.05	-82.15	0.56	1.27	0.00	0.00

the scale towards document
Image Engineering Scan Reference Chart TE263 Serial No. 380
Patch Reference numbers on UTT

SUPPORT REACTIONS -UNIT KN METE STRUCTURE TYPE = SPACE

JOINT	LOAD	FORCE-X	FORCE-Y	FORCE-Z	MOM-X	MOM-Y	MOM Z

********** END OF LATEST ANALYSIS RESULT **********

```
548. LOAD LIST 23 TO 41
549. PARAMETER
550. CODE EC3
551. BEAM 3 ALL
552. LY 0.1 MEMB 335 336 338 TO 375 464 465 500 501 504 TO 509
553. LZ 0.1 MEMB 335 336 338 TO 375 464 465 500 501 504 TO 509
554. FU 355000 MEMB 123 146 288 TO 290
555. LZ 22 MEMB 9 10 27 29 37 54 57 78 TO 81 86 TO 89 107 TO 110 119 TO 122 128 -
556. 129 TO 134 458 460 466 468 469 471
557. LY 0.5 MEMB 7 16 17 25 26 155 159 160 164 165 173 174 177 182 184 191 192 -
558. 195 199 201 423 426 430 432 451 452 485
559. CHECK CODE ALL
```

STAAD.PRO CODE CHECKING - (DD ENV)
****

PROGRAM CODE REVISION V1.14_EC3_94/1

ALL UNITS ARE - KN METE (UNLESS OTHERWISE NOTED)

MEMBER	TABLE	RESULT/ FX	CRITICAL COND/ MY	RATIO/ MZ	LOADING/ LOCATION
1 ST	HE180A	(EUROPEAN SECTIONS)			
		PASS	EC-5.5.4.LTB	0.838	36
		168.61 C	-2.18	-20.19	2.08
2 ST	HE180A	(EUROPEAN SECTIONS)			
		PASS	EC-5.5.4	0.766	32
		202.65 C	-6.54	0.00	5.00
3 ST	IPE400	(EUROPEAN SECTIONS)			
		PASS	EC-5.5.4	0.378	36
		38.49 C	12.90	0.00	5.00
4 ST	HE180A	(EUROPEAN SECTIONS)			
		PASS	EC-5.5.4.LTB	0.847	36
		148.45 C	-2.30	-23.06	2.08
5 ST	HE180A	(EUROPEAN SECTIONS)			
		PASS	EC-5.5.4.LTB	0.846	36
		172.57 C	-2.15	-20.19	2.08
6 ST	HE500B	(EUROPEAN SECTIONS)			
		PASS	EC-5.5.4.LTB	0.065	34
		100.10 C	-10.48	-4.28	4.00
7 ST	UPN200	(EUROPEAN SECTIONS)			
		PASS	EC-5.5.4.LTB	0.462	32
		5.69 C	3.85	-4.51	0.00
8 ST	HE500B	(EUROPEAN SECTIONS)			
		PASS	EC-5.5.4	0.034	35
		23.37 C	7.61	-0.99	4.00
9 ST	HE500B	(EUROPEAN SECTIONS)			
		PASS	EC-5.5.4	0.247	34
		123.26 C	-8.47	-179.00	4.00
10 ST	HE500B	(EUROPEAN SECTIONS)			
		PASS	EC-5.5.4.LTB	0.222	35
		44.05 C	8.39	-175.08	4.00
11 ST	IPE400	(EUROPEAN SECTIONS)			
		PASS	EC-5.5.4.LTB	0.228	35
		2.83 C	5.87	-20.43	2.50
12 ST	HE200A	(EUROPEAN SECTIONS)			
		PASS	EC-5.5.4.LTB	0.340	35
		3.82 C	-3.04	-20.19	2.08
13 ST	UPN200	(EUROPEAN SECTIONS)			
		PASS	EC-eq(5.36)	0.369	35
		17.09 T	1.32	-11.18	0.00
14 ST	UPN240	(EUROPEAN SECTIONS)			
		PASS	EC-eq(5.36)	0.255	35
		23.39 T	0.98	13.15	0.97
15 ST	UPN240	(EUROPEAN SECTIONS)			
		PASS	EC-5.5.4.LTB	0.250	32
		15.76 C	-0.65	14.06	1.05
16 ST	UPN240	(EUROPEAN SECTIONS)			
		PASS	EC-5.5.4.LTB	0.444	32
		22.04 C	3.34	-14.06	0.00



ALL UNITS ARE - KN METE (UNLESS OTHERWISE NOTED)

MEMBER	TABLE	RESULT/ FX	CRITICAL COND/ MY	RATIO/ MZ	LOADING/ LOCATION
17 ST	UPN200	(EUROPEAN SECTIONS)			
		PASS	EC-5.5.4.LTB	0.641	32
		14.30 C	4.21	-9.83	0.00
18 ST	HE140B	(EUROPEAN SECTIONS)			
		PASS	EC-5.5.4	0.158	34
		22.63 C	-2.83	0.04	3.50
19 ST	HE140B	(EUROPEAN SECTIONS)			
		PASS	EC-5.5.4.LTB	0.333	36
		139.20 C	0.84	0.37	3.50
20 ST	IPE400	(EUROPEAN SECTIONS)			
		PASS	EC-eq(5.36)	0.272	35
		30.36 T	12.46	0.00	5.00
21 ST	HE180A	(EUROPEAN SECTIONS)			
		PASS	EC-5.5.4.LTB	0.472	34
		81.60 C	-1.72	-13.22	2.50
22 ST	HE180A	(EUROPEAN SECTIONS)			
		PASS	EC-eq(5.36)	0.449	35
		45.23 T	-2.01	-23.72	2.50
23 ST	UPN200	(EUROPEAN SECTIONS)			
		PASS	EC-eq(5.36)	0.282	34
		0.53 T	-1.64	6.77	0.09
24 ST	UPN200	(EUROPEAN SECTIONS)			
		PASS	EC-eq(5.36)	0.302	35
		20.23 T	0.67	10.45	0.97
25 ST	UPN200	(EUROPEAN SECTIONS)			
		PASS	EC-5.5.4.LTB	0.401	34
		2.17 C	-2.23	7.79	2.80
26 ST	UPN200	(EUROPEAN SECTIONS)			
		PASS	EC-5.5.4.LTB	0.691	32
		20.68 C	4.20	-11.49	0.00
27 ST	HE500B	(EUROPEAN SECTIONS)			
		PASS	EC-5.5.4.LTB	0.359	34
		81.16 C	-1.61	321.78	4.00
28 ST	HE500B	(EUROPEAN SECTIONS)			
		PASS	EC-5.5.4.LTB	0.024	33
		33.19 C	-0.97	12.15	4.00
29 ST	HE500B	(EUROPEAN SECTIONS)			
		PASS	EC-5.5.4	0.279	32
		167.69 C	-0.12	-226.67	4.00
30 ST	HE500B	(EUROPEAN SECTIONS)			
		PASS	EC-5.5.4.LTB	0.029	37
		30.29 C	3.71	-8.72	0.00
31 ST	HE180A	(EUROPEAN SECTIONS)			
		PASS	EC-5.5.4	0.548	30
		251.19 C	10.84	0.00	0.00

the scale towards document
Image Engineering Scan Reference Chart TE263 Serial No. 380
Patch Reference numbers on UTT

ALL UNITS ARE - KN METE (UNLESS OTHERWISE NOTED)

MEMBER	TABLE	RESULT/ FX	CRITICAL COND/ MY	RATIO/ MZ	LOADING/ LOCATION
32	ST HE180A	(EUROPEAN SECTIONS)			
		PASS	EC-eq(5.36)	0.860	35
		222.34 T	17.69	-6.91	0.95
33	ST HE140B	(EUROPEAN SECTIONS)			
		PASS	EC-5.5.4.LTB	0.126	25
		45.68 C	0.00	-1.37	3.50
34	ST HE180A	(EUROPEAN SECTIONS)			
		PASS	EC-eq(5.36)	0.610	35
		73.53 T	-2.08	-32.77	0.95
35	ST HE180A	(EUROPEAN SECTIONS)			
		PASS	EC-5.5.4.LTB	0.225	30
		98.20 C	2.93	2.59	0.95
36	ST IPE400	(EUROPEAN SECTIONS)			
		PASS	EC-eq(5.36)	0.259	35
		8.75 T	-10.61	-10.48	2.18
37	ST HE500B	(EUROPEAN SECTIONS)			
		PASS	EC-5.5.4	0.410	36
		227.71 C	4.72	-320.45	4.00
38	ST IPE400	(EUROPEAN SECTIONS)			
		PASS	EC-5.5.4.LTB	0.929	36
		145.49 C	15.35	-93.00	2.50
39	ST HE180A	(EUROPEAN SECTIONS)			
		PASS	EC-5.5.4.LTB	0.447	37
		12.19 C	-1.76	-20.77	2.50
40	ST IPE300	(EUROPEAN SECTIONS)			
		PASS	EC-5.5.4	0.657	36
		159.78 C	8.86	0.00	5.00
41	ST HE180A	(EUROPEAN SECTIONS)			
		PASS	EC-5.5.4	0.320	32
		48.09 C	-7.65	0.00	5.00
42	ST IPE400	(EUROPEAN SECTIONS)			
		PASS	EC-5.5.4	0.295	37
		14.44 C	-13.70	0.00	0.00
43	ST HE180A	(EUROPEAN SECTIONS)			
		PASS	EC-5.5.4.LTB	0.535	37
		22.04 C	-2.67	-23.06	2.92
44	ST HE180A	(EUROPEAN SECTIONS)			
		PASS	EC-5.5.4.LTB	0.433	36
		2.55 C	-2.33	-20.19	2.08
45	ST HE500B	(EUROPEAN SECTIONS)			
		PASS	EC-5.5.4.LTB	0.168	30
		707.26 C	-2.42	2.26	0.00
46	ST HE500B	(EUROPEAN SECTIONS)			
		PASS	EC-5.5.4.LTB	0.161	34
		414.47 C	3.97	53.20	0.00



ALL UNITS ARE - KN METE (UNLESS OTHERWISE NOTED)

MEMBER	TABLE	RESULT/ FX	CRITICAL COND/ MY	RATIO/ MZ	LOADING/ LOCATION
47 ST	HE500B	(EUROPEAN SECTIONS)			
		PASS	EC-eq(5.36)	0.127	35
		75.62 T	15.87	-56.63	3.00
48 ST	HE500B	(EUROPEAN SECTIONS)			
		PASS	EC-5.5.4.LTB	0.060	34
		185.00 C	-3.80	3.56	0.00
49 ST	HE140B	(EUROPEAN SECTIONS)			
		PASS	EC-5.5.4.LTB	0.568	35
		185.78 C	-4.53	0.29	0.00
50 ST	HE140B	(EUROPEAN SECTIONS)			
		PASS	EC-5.5.4	0.183	25
		84.33 C	0.10	-0.05	3.50
51 ST	HE500B	(EUROPEAN SECTIONS)			
		PASS	EC-5.5.4.LTB	0.046	35
		133.97 C	-1.81	-7.93	4.00
52 ST	HE140B	(EUROPEAN SECTIONS)			
		PASS	EC-5.5.4	0.499	35
		154.73 C	-4.57	-0.02	0.00
53 ST	HE140B	(EUROPEAN SECTIONS)			
		PASS	EC-5.5.4	0.179	25
		84.33 C	0.00	-0.05	3.50
54 ST	HE500B	(EUROPEAN SECTIONS)			
		PASS	EC-5.5.4	0.295	34
		206.95 C	-2.69	209.70	0.00
55 ST	HE140B	(EUROPEAN SECTIONS)			
		PASS	EC-5.5.4	0.513	35
		155.89 C	-4.85	-0.06	0.00
56 ST	HE140B	(EUROPEAN SECTIONS)			
		PASS	EC-5.5.4.LTB	0.185	25
		84.33 C	-0.14	-0.08	3.50
57 ST	HE500B	(EUROPEAN SECTIONS)			
		PASS	EC-5.5.4	0.259	35
		133.98 C	3.11	201.86	0.00
58 ST	HE140B	(EUROPEAN SECTIONS)			
		PASS	EC-5.5.4	0.710	36
		327.23 C	0.34	-0.38	0.00
59 ST	IPE400	(EUROPEAN SECTIONS)			
		PASS	EC-5.5.4.LTB	0.371	33
		104.72 C	-6.25	-19.87	2.92
60 ST	IPE400	(EUROPEAN SECTIONS)			
		PASS	EC-5.5.4	0.448	41
		190.67 C	-9.17	0.00	5.00
61 ST	IPE400	(EUROPEAN SECTIONS)			
		PASS	EC-5.5.4.LTB	0.375	33
		142.30 C	-3.82	-20.43	2.50

the scale towards document
Image Engineering Scan Reference Chart TE263 Serial No. 380
Patch Reference numbers on UTT

ALL UNITS ARE - KN METE (UNLESS OTHERWISE NOTED)

MEMBER	TABLE	RESULT/ FX	CRITICAL COND/ MY	RATIO/ MZ	LOADING/ LOCATION
62 ST	HE200A	(EUROPEAN SECTIONS)			
		PASS	EC-5.5.4.LTB	0.342	34
		5.58 C	-2.66	-20.77	2.50
63 ST	HE200A	(EUROPEAN SECTIONS)			
		PASS	EC-5.5.2 LTB	0.271	33
		4.16 T	-1.76	20.77	2.50
64 ST	HE200A	(EUROPEAN SECTIONS)			
		PASS	EC-eq(5.36)	0.272	33
		4.83 T	-1.79	20.77	2.50
65 ST	UPN200	(EUROPEAN SECTIONS)			
		PASS	EC-eq(5.36)	0.300	35
		18.45 T	0.76	-10.11	0.00
66 ST	UPN240	(EUROPEAN SECTIONS)			
		PASS	EC-eq(5.36)	0.291	34
		21.63 T	1.23	14.96	0.09
67 ST	UPN200	(EUROPEAN SECTIONS)			
		PASS	EC-5.5.4.LTB	0.288	32
		3.74 C	0.81	-9.83	0.00
68 ST	UPN200	(EUROPEAN SECTIONS)			
		PASS	EC-5.5.4.LTB	0.206	35
		2.21 C	-0.52	-7.30	0.00
69 ST	HE140B	(EUROPEAN SECTIONS)			
		PASS	EC-5.5.4.LTB	0.415	35
		102.27 C	-5.18	-0.09	0.00
70 ST	IPE400	(EUROPEAN SECTIONS)			
		PASS	EC-5.5.4	0.327	34
		50.44 C	-12.61	0.00	0.00
71 ST	IPE400	(EUROPEAN SECTIONS)			
		PASS	EC-5.5.4	0.240	33
		22.91 C	10.22	0.00	0.00
72 ST	HE180A	(EUROPEAN SECTIONS)			
		PASS	EC-5.5.4.LTB	0.611	34
		83.98 C	-1.79	-20.77	2.50
73 ST	HE180A	(EUROPEAN SECTIONS)			
		PASS	EC-5.5.4.LTB	0.444	34
		11.18 C	-1.69	-20.77	2.50
74 ST	HE180A	(EUROPEAN SECTIONS)			
		PASS	EC-5.5.4.LTB	0.627	34
		66.01 C	-1.95	-23.72	2.50
75 ST	HE180A	(EUROPEAN SECTIONS)			
		PASS	EC-5.5.2 LTB	0.420	33
		7.82 T	-1.93	23.72	2.50
76 ST	UPN200	(EUROPEAN SECTIONS)			
		PASS	EC-5.5.4.LTB	0.380	32
		7.62 C	1.37	-11.49	0.00



ALL UNITS ARE - KN METE (UNLESS OTHERWISE NOTED)

MEMBER	TABLE	RESULT/ FX	CRITICAL COND/ MY	RATIO/ MZ	LOADING/ LOCATION
77 ST	UPN200	(EUROPEAN SECTIONS)			
		PASS	EC-5.5.4.LTB	0.221	35
		1.54 C	0.36	-8.76	0.00
78 ST	HE500B	(EUROPEAN SECTIONS)			
		PASS	EC-5.5.4	0.364	34
		306.48 C	1.42	-257.49	0.00
79 ST	HE500B	(EUROPEAN SECTIONS)			
		PASS	EC-5.5.4	0.606	34
		290.17 C	12.22	-434.00	0.00
80 ST	HE500B	(EUROPEAN SECTIONS)			
		PASS	EC-5.5.4	0.665	34
		275.17 C	-1.18	-517.25	0.00
81 ST	HE500B	(EUROPEAN SECTIONS)			
		PASS	EC-5.5.4	0.640	34
		220.21 C	1.18	517.24	4.00
82 ST	HE500B	(EUROPEAN SECTIONS)			
		PASS	EC-5.5.4.LTB	0.166	33
		466.22 C	2.78	-51.09	0.00
83 ST	HE500B	(EUROPEAN SECTIONS)			
		PASS	EC-5.5.4.LTB	0.181	33
		376.56 C	-10.96	-57.53	0.00
84 ST	HE500B	(EUROPEAN SECTIONS)			
		PASS	EC-5.5.4.LTB	0.158	35
		263.02 C	14.65	-49.11	3.00
85 ST	HE500B	(EUROPEAN SECTIONS)			
		PASS	EC-5.5.4.LTB	0.070	33
		167.63 C	-3.08	19.41	4.00
86 ST	HE500B	(EUROPEAN SECTIONS)			
		PASS	EC-5.5.4	0.344	35
		492.70 C	-5.73	-158.01	0.00
87 ST	HE500B	(EUROPEAN SECTIONS)			
		PASS	EC-5.5.4	0.415	35
		322.12 C	-9.12	-253.06	0.00
88 ST	HE500B	(EUROPEAN SECTIONS)			
		PASS	EC-5.5.4	0.438	35
		244.71 C	-0.10	-330.28	0.00
89 ST	HE500B	(EUROPEAN SECTIONS)			
		PASS	EC-5.5.4	0.421	32
		196.91 C	0.62	-329.27	4.00
90 ST	HE500B	(EUROPEAN SECTIONS)			
		PASS	EC-5.5.4.LTB	0.150	30
		605.73 C	1.55	9.29	0.00
91 ST	HE500B	(EUROPEAN SECTIONS)			
		PASS	EC-5.5.4.LTB	0.150	37
		456.22 C	-7.11	24.09	0.00



ALL UNITS ARE - KN METE (UNLESS OTHERWISE NOTED)

MEMBER	TABLE	RESULT/ FX	CRITICAL COND/ MY	RATIO/ MZ	LOADING/ LOCATION
92	ST HE500B	(EUROPEAN SECTIONS)			
		PASS	EC-5.5.4.LTB	0.147	37
		425.71 C	7.09	-30.43	3.00
93	ST HE500B	(EUROPEAN SECTIONS)			
		PASS	EC-5.5.4.LTB	0.080	34
		207.21 C	-4.21	-16.59	4.00
94	ST IPE400	(EUROPEAN SECTIONS)			
		PASS	EC-5.5.4.LTB	0.926	34
		12.39 C	-20.77	-93.00	2.50
95	ST HE180A	(EUROPEAN SECTIONS)			
		PASS	EC-5.5.4.LTB	0.562	34
		16.24 C	2.74	27.12	4.00
96	ST HE180A	(EUROPEAN SECTIONS)			
		PASS	EC-5.5.4	0.267	30
		33.37 C	7.84	0.00	0.00
97	ST IPE300	(EUROPEAN SECTIONS)			
		PASS	EC-5.5.4.LTB	0.490	34
		7.80 C	-10.41	-5.49	2.50
98	ST HE180A	(EUROPEAN SECTIONS)			
		PASS	EC-5.5.4.LTB	0.659	34
		118.95 C	-5.24	10.41	2.50
99	ST HE180A	(EUROPEAN SECTIONS)			
		PASS	EC-5.5.4.LTB	0.192	30
		132.78 C	0.88	-2.06	0.22
100	ST HE140B	(EUROPEAN SECTIONS)			
		PASS	EC-5.5.4.LTB	0.284	25
		124.10 C	0.00	-1.03	0.00
101	ST HE180A	(EUROPEAN SECTIONS)			
		PASS	EC-5.5.4.LTB	0.788	34
		72.31 C	-5.80	23.72	2.50
102	ST IPE400	(EUROPEAN SECTIONS)			
		PASS	EC-eq(5.36)	0.098	32
		23.41 T	-3.99	0.99	0.22
103	ST HE180A	(EUROPEAN SECTIONS)			
		PASS	EC-5.5.4.LTB	0.750	34
		85.25 C	-5.24	20.77	2.50
104	ST HE180A	(EUROPEAN SECTIONS)			
		PASS	EC-eq(5.36)	0.095	37
		35.57 T	0.88	-2.22	0.22
105	ST IPE400	(EUROPEAN SECTIONS)			
		PASS	EC-5.5.4.LTB	0.337	34
		12.98 C	-14.02	-5.25	2.50
106	ST IPE400	(EUROPEAN SECTIONS)			
		PASS	EC-5.4.6-(Y)	0.223	36
		42.37 C	0.00	0.00	0.00

the scale towards document
C1 B1 A1 C2 B2 A2 B5 A5 20 18 17 16 11
10 09 03 02 01 C7 B7 A7 C8 B8 A8 C9 B9
Image Engineering Scan Reference Chart TE263 Serial No. 380
Patch Reference numbers on UTT

ALL UNITS ARE - KN METE (UNLESS OTHERWISE NOTED)

MEMBER	TABLE	RESULT/ FX	CRITICAL COND/ MY	RATIO/ MZ	LOADING/ LOCATION
107 ST	HE500B	(EUROPEAN SECTIONS)			
		PASS	EC-5.5.4	0.557	36
		807.34 C	1.03	272.80	0.00
108 ST	HE500B	(EUROPEAN SECTIONS)			
		PASS	EC-5.5.4	0.746	36
		654.64 C	-1.57	429.25	0.00
109 ST	HE500B	(EUROPEAN SECTIONS)			
		PASS	EC-5.5.4	0.809	36
		512.51 C	-4.93	513.42	0.00
110 ST	HE500B	(EUROPEAN SECTIONS)			
		PASS	EC-5.5.4	0.752	36
		403.76 C	-2.77	-513.40	4.00
111 ST	IPE400	(EUROPEAN SECTIONS)			
		PASS	EC-5.5.4.LTB	0.568	34
		307.59 C	4.50	-16.04	2.08
112 ST	IPE300	(EUROPEAN SECTIONS)			
		PASS	EC-5.5.2 LTB	0.519	25
		8.98 T	-0.02	-43.34	2.50
113 ST	IPE400	(EUROPEAN SECTIONS)			
		PASS	EC-5.5.4.LTB	0.336	30
		144.78 C	3.21	-16.04	2.92
114 ST	IPE400	(EUROPEAN SECTIONS)			
		PASS	EC-5.5.4.LTB	0.459	34
		228.07 C	3.95	-16.50	2.50
115 ST	HE200A	(EUROPEAN SECTIONS)			
		PASS	EC-eq(5.36)	0.532	31
		220.33 T	-14.81	0.00	0.00
116 ST	HE180B	(EUROPEAN SECTIONS)			
		PASS	EC-5.5.4.LTB	0.554	36
		217.88 C	-3.02	-24.37	3.50
117 ST	HE500B	(EUROPEAN SECTIONS)			
		PASS	EC-5.5.4.LTB	0.159	33
		388.59 C	2.74	-61.19	0.00
118 ST	HE500B	(EUROPEAN SECTIONS)			
		PASS	EC-5.5.4.LTB	0.156	35
		296.50 C	-9.43	54.68	0.00
119 ST	HE500B	(EUROPEAN SECTIONS)			
		PASS	EC-5.5.4	0.249	30
		545.35 C	1.96	-60.56	0.00
120 ST	HE500B	(EUROPEAN SECTIONS)			
		PASS	EC-5.5.4	0.232	34
		304.90 C	10.50	-101.86	0.00
121 ST	HE500B	(EUROPEAN SECTIONS)			
		PASS	EC-5.5.4	0.316	31
		678.43 C	-2.85	-78.78	0.00

the scale towards document
Image Engineering Scan Reference Chart TE263 Serial No. 380
Patch Reference numbers on UTT

ALL UNITS ARE - KN METE (UNLESS OTHERWISE NOTED)

MEMBER	TABLE	RESULT/ FX	CRITICAL COND/ MY	RATIO/ MZ	LOADING/ LOCATION
122	ST HE500B	(EUROPEAN SECTIONS)			
		PASS	EC-5.5.4	0.233	35
		278.65 C	-9.08	-116.56	0.00

STAAD.Pro WARNING
DESIGN NOT PERFORMED WITH PRISMATIC PROPERTIES
USER-TABLE MAY BE USED TO DESIGN PRISMATIC SECTIONS

124	ST HE200A	(EUROPEAN SECTIONS)			
		PASS	EC-5.5.4.LTB	0.253	34
		28.52 C	3.06	13.31	2.50
125	ST HE200A	(EUROPEAN SECTIONS)			
		PASS	EC-5.5.4.LTB	0.216	30
		53.18 C	0.71	-12.46	1.88
126	ST HE180B	(EUROPEAN SECTIONS)			
		PASS	EC-5.5.4.LTB	0.947	36
		580.14 C	-2.22	-26.34	0.00
127	ST HE500B	(EUROPEAN SECTIONS)			
		PASS	EC-5.5.4.LTB	0.133	35
		204.11 C	9.44	54.70	0.00
128	ST HE500B	(EUROPEAN SECTIONS)			
		PASS	EC-5.5.4	0.220	34
		276.76 C	-10.49	-101.88	0.00
129	ST HE500B	(EUROPEAN SECTIONS)			
		PASS	EC-5.5.4	0.209	35
		205.47 C	9.07	-116.58	0.00
130	ST HE500B	(EUROPEAN SECTIONS)			
		PASS	EC-5.5.4	0.244	36
		188.58 C	4.51	167.81	4.00
131	ST HE500B	(EUROPEAN SECTIONS)			
		PASS	EC-5.5.4	0.369	32
		781.53 C	-6.23	85.12	0.00
132	ST HE500B	(EUROPEAN SECTIONS)			
		PASS	EC-5.5.4	0.323	36
		499.77 C	-6.19	142.77	0.00
133	ST HE500B	(EUROPEAN SECTIONS)			
		PASS	EC-5.5.4	0.312	36
		471.63 C	6.19	-142.80	3.00
134	ST HE500B	(EUROPEAN SECTIONS)			
		PASS	EC-5.5.4	0.314	36
		337.15 C	-1.60	-187.33	0.00
135	ST IPE400	(EUROPEAN SECTIONS)			
		PASS	EC-5.5.4	0.299	36
		14.25 C	-13.46	0.00	5.00
136	ST IPE400	(EUROPEAN SECTIONS)			
		PASS	EC-5.5.4	0.367	37
		48.46 C	13.97	0.00	0.00

the scale towards document
Image Engineering Scan Reference Chart TE263 Serial No. 380
Patch Reference numbers on UTT

ALL UNITS ARE - KN METE (UNLESS OTHERWISE NOTED)

MEMBER	TABLE	RESULT/ FX	CRITICAL COND/ MY	RATIO/ MZ	LOADING/ LOCATION
137 ST	HE180A	(EUROPEAN SECTIONS)			
		PASS	EC-5.5.4.LTB	0.767	36
		123.34 C	-1.92	23.72	2.50
138 ST	HE180A	(EUROPEAN SECTIONS)			
		PASS	EC-5.5.4.LTB	0.826	37
		20.94 C	-21.80	-5.80	2.50
139 ST	HE180A	(EUROPEAN SECTIONS)			
		PASS	EC-5.5.4.LTB	0.815	36
		166.31 C	-2.13	20.19	2.08
140 ST	HE180A	(EUROPEAN SECTIONS)			
		PASS	EC-5.5.4.LTB	0.458	37
		13.22 C	-2.29	20.19	2.92
141 ST	IPE400	(EUROPEAN SECTIONS)			
		PASS	EC-5.5.4.LTB	0.485	36
		183.06 C	-6.31	-16.04	2.08
142 ST	IPE400	(EUROPEAN SECTIONS)			
		PASS	EC-5.5.4.LTB	0.248	32
		86.43 C	-2.08	-16.50	2.50
143 ST	IPE300	(EUROPEAN SECTIONS)			
		PASS	EC-5.5.2 LTB	0.682	25
		17.34 T	0.02	-56.98	2.50
144 ST	HE200A	(EUROPEAN SECTIONS)			
		PASS	EC-5.5.4.LTB	0.144	37
		13.92 C	1.84	7.50	2.50
145 ST	HE200A	(EUROPEAN SECTIONS)			
		PASS	EC-eq(5.36)	0.288	34
		16.76 T	3.55	17.57	2.00

STAAD.Pro WARNING
DESIGN NOT PERFORMED WITH PRISMATIC PROPERTIES
USER-TABLE MAY BE USED TO DESIGN PRISMATIC SECTIONS

147 ST	HE140B	(EUROPEAN SECTIONS)			
		PASS	EC-5.5.4	0.178	25
		82.91 C	-0.08	0.00	3.50
148 ST	HE140B	(EUROPEAN SECTIONS)			
		PASS	EC-5.5.4	0.764	33
		329.80 C	1.81	0.09	0.00
149 ST	HE200A	(EUROPEAN SECTIONS)			
		PASS	EC-5.5.4.LTB	0.357	36
		10.87 C	-3.26	20.19	2.08
150 ST	HE200A	(EUROPEAN SECTIONS)			
		PASS	EC-5.5.4.LTB	0.919	36
		271.02 C	-5.24	22.32	5.00

the scale towards document
Image Engineering Scan Reference Chart TE263 Serial No. 380
Patch Reference numbers on UTT

STAAD.Pro WARNING
DESIGN NOT PERFORMED WITH PRISMATIC PROPERTIES
USER-TABLE MAY BE USED TO DESIGN PRISMATIC SECTIONS

152 ST	IPE300	(EUROPEAN SECTIONS)			
		PASS	EC-5.5.4.LTB	0.490	36
		7.35 C	-6.36	-19.01	2.08
153 ST	IPE300	(EUROPEAN SECTIONS)			
		PASS	EC-5.5.4.LTB	0.528	30
		63.73 C	2.84	-19.55	2.50
154 ST	IPE300	(EUROPEAN SECTIONS)			
		PASS	EC-5.5.4	0.658	37
		95.28 C	8.52	0.00	0.00
155 ST	UPN200	(EUROPEAN SECTIONS)			
		PASS	EC-5.5.4.LTB	0.532	35
		22.40 C	-2.78	-9.93	0.00
156 ST	UPN200	(EUROPEAN SECTIONS)			
		PASS	EC-eq(5.36)	0.564	34
		41.08 T	1.48	-18.34	0.00
157 ST	UPN240	(EUROPEAN SECTIONS)			
		PASS	EC-eq(5.36)	0.491	34
		32.26 T	2.77	22.53	0.96
158 ST	UPN240	(EUROPEAN SECTIONS)			
		PASS	EC-eq(5.36)	0.526	34
		23.29 T	-1.66	-30.97	1.05
159 ST	UPN240	(EUROPEAN SECTIONS)			
		PASS	EC-eq(5.36)	0.673	34
		35.10 T	-3.94	31.00	0.00
160 ST	UPN200	(EUROPEAN SECTIONS)			
		PASS	EC-eq(5.36)	0.705	34
		41.72 T	-3.83	15.10	0.00
161 ST	UPN200	(EUROPEAN SECTIONS)			
		PASS	EC-eq(5.36)	0.382	34
		16.91 T	1.54	-10.89	0.00
162 ST	UPN200	(EUROPEAN SECTIONS)			
		PASS	EC-5.5.4.LTB	0.270	32
		13.92 C	-1.58	5.04	0.96
163 ST	UPN200	(EUROPEAN SECTIONS)			
		PASS	EC-eq(5.36)	0.219	32
		6.22 T	0.32	8.92	0.96
164 ST	UPN200	(EUROPEAN SECTIONS)			
		PASS	EC-5.5.4.LTB	0.516	35
		28.75 C	-0.83	15.25	2.80
165 ST	UPN200	(EUROPEAN SECTIONS)			
		PASS	EC-5.5.4.LTB	0.587	32
		4.45 C	4.43	-7.46	0.00
166 ST	UPN200	(EUROPEAN SECTIONS)			
		PASS	EC-eq(5.36)	0.578	34
		14.13 T	2.54	-16.43	0.00
167 ST	UPN240	(EUROPEAN SECTIONS)			
		PASS	EC-eq(5.36)	0.440	34
		40.85 T	1.42	23.97	0.09
168 ST	UPN200	(EUROPEAN SECTIONS)			
		PASS	EC-eq(5.36)	0.524	34
		16.01 T	-2.20	15.08	0.00

ALL UNITS ARE - KN METE (UNLESS OTHERWISE NOTED)

MEMBER	TABLE	RESULT/ FX	CRITICAL COND/ MY	RATIO/ MZ	LOADING/ LOCATION
169 ST	UPN200	(EUROPEAN SECTIONS)			
		PASS	EC-5.5.4.LTB	0.311	35
		7.68 C	-0.96	-9.93	0.00
170 ST	UPN200	(EUROPEAN SECTIONS)			
		PASS	EC-5.4.8.1	0.331	32
		0.28 C	2.04	-7.47	0.00
171 ST	UPN200	(EUROPEAN SECTIONS)			
		PASS	EC-5.5.4.LTB	0.353	35
		10.47 C	0.09	-15.24	0.00
172 ST	UPN240	(EUROPEAN SECTIONS)			
		PASS	EC-5.5.4.LTB	0.429	34
		30.99 C	3.01	16.04	0.96
173 ST	UPN240	(EUROPEAN SECTIONS)			
		PASS	EC-5.5.4.LTB	0.503	34
		63.46 C	-2.95	-16.32	0.00
174 ST	UPN240	(EUROPEAN SECTIONS)			
		PASS	EC-5.5.4.LTB	0.527	34
		106.61 C	-1.15	-20.62	2.78
175 ST	UPN240	(EUROPEAN SECTIONS)			
		PASS	EC-5.5.4.LTB	0.301	34
		25.39 C	-1.33	-13.99	1.05
176 ST	UPN240	(EUROPEAN SECTIONS)			
		PASS	EC-5.5.4.LTB	0.370	34
		54.27 C	1.65	16.19	0.00
177 ST	UPN200	(EUROPEAN SECTIONS)			
		PASS	EC-5.5.4.LTB	0.584	34
		23.97 C	-3.09	-10.88	0.00
178 ST	UPN200	(EUROPEAN SECTIONS)			
		PASS	EC-5.5.4.LTB	0.300	34
		14.71 C	-0.65	10.81	0.02
179 ST	UPN200	(EUROPEAN SECTIONS)			
		PASS	EC-eq(5.36)	0.415	32
		11.67 T	-1.87	11.48	0.96
180 ST	UPN200	(EUROPEAN SECTIONS)			
		PASS	EC-5.5.4.LTB	0.274	32
		6.69 C	0.29	11.16	0.96
181 ST	UPN200	(EUROPEAN SECTIONS)			
		PASS	EC-eq(5.36)	0.352	32
		11.62 T	-1.37	-10.51	0.00
182 ST	UPN200	(EUROPEAN SECTIONS)			
		PASS	EC-5.5.4.LTB	0.617	34
		24.67 C	-3.43	-11.00	0.00
183 ST	UPN200	(EUROPEAN SECTIONS)			
		PASS	EC-eq(5.36)	0.474	35
		39.38 T	0.73	-17.28	0.00



ALL UNITS ARE - KN METE (UNLESS OTHERWISE NOTED)

MEMBER	TABLE	RESULT/ FX	CRITICAL COND/ MY	RATIO/ MZ	LOADING/ LOCATION
184 ST	UPN200	(EUROPEAN SECTIONS)			
		PASS	EC-5.5.4.LTB	0.608	32
		28.18 C	3.05	-11.69	0.00
185 ST	UPN200	(EUROPEAN SECTIONS)			
		PASS	EC-eq(5.36)	0.237	34
		12.40 T	-0.17	-10.02	0.00
186 ST	UPN200	(EUROPEAN SECTIONS)			
		PASS	EC-eq(5.36)	0.509	34
		1.59 T	3.24	-10.89	0.00
187 ST	UPN240	(EUROPEAN SECTIONS)			
		PASS	EC-5.5.4.LTB	0.427	34
		89.01 C	0.92	-20.62	0.11
188 ST	UPN240	(EUROPEAN SECTIONS)			
		PASS	EC-eq(5.36)	0.360	32
		7.77 T	1.90	-18.40	0.00
189 ST	UPN200	(EUROPEAN SECTIONS)			
		PASS	EC-eq(5.36)	0.379	35
		22.88 T	1.08	-12.28	0.00
190 ST	UPN240	(EUROPEAN SECTIONS)			
		PASS	EC-eq(5.36)	0.191	32
		55.36 T	1.22	4.44	0.97
191 ST	UPN240	(EUROPEAN SECTIONS)			
		PASS	EC-eq(5.36)	0.276	34
		1.32 T	-3.68	-4.53	0.00
192 ST	UPN240	(EUROPEAN SECTIONS)			
		PASS	EC-5.5.2 LTB	0.208	35
		20.13 T	-0.05	13.00	2.78
193 ST	UPN240	(EUROPEAN SECTIONS)			
		PASS	EC-eq(5.36)	0.197	35
		15.53 T	0.47	11.71	1.05
194 ST	UPN240	(EUROPEAN SECTIONS)			
		PASS	EC-eq(5.36)	0.163	32
		2.07 T	1.07	7.50	0.11
195 ST	UPN200	(EUROPEAN SECTIONS)			
		PASS	EC-5.5.4.LTB	0.507	34
		11.87 C	-4.03	-5.37	0.00
196 ST	UPN200	(EUROPEAN SECTIONS)			
		PASS	EC-5.5.4.LTB	0.240	34
		8.16 C	0.51	-8.48	0.00
197 ST	UPN200	(EUROPEAN SECTIONS)			
		PASS	EC-5.5.4.LTB	0.275	35
		61.36 C	-0.78	4.40	0.97
198 ST	UPN200	(EUROPEAN SECTIONS)			
		PASS	EC-eq(5.36)	0.255	32
		1.43 T	1.39	6.42	0.11



ALL UNITS ARE - KN METE (UNLESS OTHERWISE NOTED)

MEMBER	TABLE	RESULT/ FX	CRITICAL COND/ MY	RATIO/ MZ	LOADING/ LOCATION
199 ST	UPN200	(EUROPEAN SECTIONS)			
		PASS	EC-5.5.4.LTB	0.516	34
		5.27 C	-3.31	-8.47	0.00
200 ST	UPN200	(EUROPEAN SECTIONS)			
		PASS	EC-eq(5.36)	0.296	32
		12.82 T	-1.00	-9.29	0.00
201 ST	UPN200	(EUROPEAN SECTIONS)			
		PASS	EC-5.5.4.LTB	0.582	34
		18.25 C	-4.37	-6.86	0.00
202 ST	UPN200	(EUROPEAN SECTIONS)			
		PASS	EC-5.5.4.LTB	0.107	32
		4.15 C	0.60	1.70	0.00
203 ST	UPN200	(EUROPEAN SECTIONS)			
		PASS	EC-5.5.4.LTB	0.241	34
		49.93 C	-0.85	-3.53	0.00
204 ST	UPN240	(EUROPEAN SECTIONS)			
		PASS	EC-eq(5.36)	0.190	35
		16.70 T	0.05	13.00	0.11
205 ST	UPN240	(EUROPEAN SECTIONS)			
		PASS	EC-eq(5.36)	0.111	30
		1.67 T	1.24	-2.80	0.00
206 ST	UPN200	(EUROPEAN SECTIONS)			
		PASS	EC-eq(5.36)	0.316	32
		8.93 T	1.45	8.62	0.11
207 ST	HE120A	(EUROPEAN SECTIONS)			
		PASS	EC-5.5.4.LTB	0.303	34
		2.28 C	2.17	3.16	1.00
208 ST	HE120A	(EUROPEAN SECTIONS)			
		PASS	EC-5.5.4.LTB	0.358	34
		23.42 C	-3.04	-1.99	0.00
209 ST	HE120A	(EUROPEAN SECTIONS)			
		PASS	EC-eq(5.36)	0.383	32
		64.16 T	2.36	1.96	1.00
210 ST	UPN240	(EUROPEAN SECTIONS)			
		PASS	EC-eq(5.36)	0.294	34
		16.10 T	1.15	16.05	1.00
211 ST	UPN240	(EUROPEAN SECTIONS)			
		PASS	EC-eq(5.36)	0.420	34
		20.56 T	-3.21	-16.04	0.00
212 ST	UPN240	(EUROPEAN SECTIONS)			
		PASS	EC-eq(5.36)	0.254	34
		25.99 T	-0.39	-15.51	0.00
213 ST	HE120A	(EUROPEAN SECTIONS)			
		PASS	EC-5.5.4.LTB	0.372	40
		1.72 C	-3.43	2.43	1.00

the scale towards document
Image Engineering Scan Reference Chart TE263 Serial No. 380
Patch Reference numbers on UTT

ALL UNITS ARE - KN METE (UNLESS OTHERWISE NOTED)

MEMBER	TABLE	RESULT/ FX	CRITICAL COND/ MY	RATIO/ MZ	LOADING/ LOCATION
214 ST	UPN240	(EUROPEAN SECTIONS)			
		PASS	EC-eq(5.36)	0.226	35
		3.07 T	1.21	-11.68	0.00
215 ST	UPN240	(EUROPEAN SECTIONS)			
		PASS	EC-eq(5.36)	0.230	35
		5.03 T	-1.23	-11.74	0.00
216 ST	UPN240	(EUROPEAN SECTIONS)			
		PASS	EC-eq(5.36)	0.324	35
		7.94 T	2.77	11.73	1.00
217 ST	HE120A	(EUROPEAN SECTIONS)			
		PASS	EC-eq(5.36)	0.493	34
		0.87 T	3.47	-5.48	1.00
218 ST	HE120A	(EUROPEAN SECTIONS)			
		PASS	EC-5.5.4	0.739	34
		1.28 C	4.91	-8.84	0.20
219 ST	HE120A	(EUROPEAN SECTIONS)			
		PASS	EC-5.5.4.LTB	0.407	34
		3.02 C	-1.23	7.56	0.00
220 ST	UPN240	(EUROPEAN SECTIONS)			
		PASS	EC-5.5.4.LTB	0.360	32
		35.32 C	-2.05	14.38	1.00
221 ST	UPN240	(EUROPEAN SECTIONS)			
		PASS	EC-eq(5.36)	0.370	34
		16.35 T	3.40	11.73	0.00
222 ST	UPN240	(EUROPEAN SECTIONS)			
		PASS	EC-5.5.4.LTB	0.269	32
		42.27 C	-0.08	-15.21	0.00
223 ST	UPN240	(EUROPEAN SECTIONS)			
		PASS	EC-eq(5.36)	0.343	34
		21.37 T	0.51	22.24	1.00
224 ST	UPN240	(EUROPEAN SECTIONS)			
		PASS	EC-eq(5.36)	0.501	34
		26.94 T	-3.24	21.61	0.20
225 ST	UPN240	(EUROPEAN SECTIONS)			
		PASS	EC-eq(5.36)	0.353	34
		32.85 T	0.59	-21.62	0.00
226 ST	HE120A	(EUROPEAN SECTIONS)			
		PASS	EC-5.5.4.LTB	0.142	35
		2.29 C	-0.17	-3.08	1.00
227 ST	HE120A	(EUROPEAN SECTIONS)			
		PASS	EC-5.5.4.LTB	0.319	30
		13.34 C	-2.22	3.06	0.20
228 ST	HE120A	(EUROPEAN SECTIONS)			
		PASS	EC-5.5.4.LTB	0.349	34
		42.15 C	1.47	-3.76	0.00

the scale towards document

ALL UNITS ARE - KN METE (UNLESS OTHERWISE NOTED)

MEMBER	TABLE	RESULT/ FX	CRITICAL COND/ MY	RATIO/ MZ	LOADING/ LOCATION
229 ST	UPN240	(EUROPEAN SECTIONS)			
		PASS	EC-eq(5.36)	0.308	34
		36.25 T	-0.02	-20.45	1.00
230 ST	UPN240	(EUROPEAN SECTIONS)			
		PASS	EC-eq(5.36)	0.462	34
		39.51 T	2.92	-18.99	0.20
231 ST	UPN240	(EUROPEAN SECTIONS)			
		PASS	EC-eq(5.36)	0.388	34
		42.03 T	-1.62	18.99	0.00
232 ST	HE120A	(EUROPEAN SECTIONS)			
		PASS	EC-eq(5.36)	0.292	34
		1.85 T	0.88	-5.56	1.00
233 ST	HE120A	(EUROPEAN SECTIONS)			
		PASS	EC-5.5.4.LTB	0.925	34
		18.09 C	4.28	-14.18	0.20
234 ST	HE120A	(EUROPEAN SECTIONS)			
		PASS	EC-5.5.4.LTB	0.700	34
		1.04 C	-1.98	13.49	0.00
235 ST	UPN200	(EUROPEAN SECTIONS)			
		PASS	EC-eq(5.36)	0.365	35
		9.77 T	-1.50	-10.73	0.00
236 ST	UPN200	(EUROPEAN SECTIONS)			
		PASS	EC-eq(5.36)	0.300	32
		2.89 T	1.37	-8.62	0.00
237 ST	UPN200	(EUROPEAN SECTIONS)			
		PASS	EC-eq(5.36)	0.266	34
		11.42 T	0.52	-9.94	0.00
238 ST	UPN200	(EUROPEAN SECTIONS)			
		PASS	EC-eq(5.36)	0.190	37
		5.63 T	0.42	-7.10	0.00
239 ST	HE120A	(EUROPEAN SECTIONS)			
		PASS	EC-eq(5.36)	0.292	34
		0.33 T	2.03	3.31	0.00
240 ST	HE120A	(EUROPEAN SECTIONS)			
		PASS	EC-5.4.8.1	0.350	35
		0.39 C	4.22	-3.10	0.00
241 ST	HE120A	(EUROPEAN SECTIONS)			
		PASS	EC-eq(5.36)	0.169	32
		2.69 T	-1.40	-1.35	0.00
242 ST	HE120A	(EUROPEAN SECTIONS)			
		PASS	EC-5.5.4	0.308	35
		3.76 C	1.72	-4.18	0.20
243 ST	HE120A	(EUROPEAN SECTIONS)			
		PASS	EC-eq(5.36)	0.249	34
		2.29 T	2.03	-2.13	1.00



ALL UNITS ARE - KN METE (UNLESS OTHERWISE NOTED)

MEMBER	TABLE	RESULT/ FX	CRITICAL COND/ MY	RATIO/ MZ	LOADING/ LOCATION
244 ST	UPN240	(EUROPEAN SECTIONS)			
		PASS	EC-5.5.4.LTB	0.220	34
		4.36 C	0.81	12.38	1.00
245 ST	UPN240	(EUROPEAN SECTIONS)			
		PASS	EC-5.5.4	0.213	34
		3.77 C	-0.81	-12.38	0.00
246 ST	UPN240	(EUROPEAN SECTIONS)			
		PASS	EC-5.5.4.LTB	0.216	34
		3.09 C	0.75	-12.48	0.00
247 ST	UPN200	(EUROPEAN SECTIONS)			
		PASS	EC-eq(5.36)	0.329	32
		2.84 T	1.49	-9.54	0.00
248 ST	UPN200	(EUROPEAN SECTIONS)			
		PASS	EC-eq(5.36)	0.182	35
		2.62 T	-0.72	-5.66	0.00
249 ST	UPN200	(EUROPEAN SECTIONS)			
		PASS	EC-eq(5.36)	0.313	34
		11.09 T	-1.94	-6.24	0.00
250 ST	UPN200	(EUROPEAN SECTIONS)			
		PASS	EC-eq(5.36)	0.388	35
		17.53 T	1.46	11.50	0.09
251 ST	UPN200	(EUROPEAN SECTIONS)			
		PASS	EC-eq(5.36)	0.409	35
		15.44 T	-1.21	-13.77	0.00
252 ST	UPN200	(EUROPEAN SECTIONS)			
		PASS	EC-eq(5.36)	0.344	32
		4.97 T	2.00	-7.90	0.00
253 ST	UPN200	(EUROPEAN SECTIONS)			
		PASS	EC-eq(5.36)	0.300	32
		14.20 T	-0.85	10.03	0.12
254 ST	UPN200	(EUROPEAN SECTIONS)			
		PASS	EC-5.4.8.1	0.184	32
		0.07 C	0.84	-5.40	0.00
255 ST	UPN240	(EUROPEAN SECTIONS)			
		PASS	EC-5.5.4.LTB	0.320	32
		19.22 C	-2.79	9.86	1.00
256 ST	UPN240	(EUROPEAN SECTIONS)			
		PASS	EC-5.5.4.LTB	0.233	32
		23.21 C	-1.28	10.04	0.20
257 ST	UPN240	(EUROPEAN SECTIONS)			
		PASS	EC-5.5.4.LTB	0.187	32
		26.11 C	-0.26	-10.04	0.00
258 ST	HE120A	(EUROPEAN SECTIONS)			
		PASS	EC-5.5.4.LTB	0.475	32
		1.07 C	-4.61	-2.67	0.00



ALL UNITS ARE - KN METE (UNLESS OTHERWISE NOTED)

MEMBER	TABLE	RESULT/ FX	CRITICAL COND/ MY	RATIO/ MZ	LOADING/ LOCATION
259 ST	HE120A	(EUROPEAN SECTIONS)			
		PASS	EC-eq(5.36)	0.292	40
		0.45 T	-1.93	3.50	0.20
260 ST	HE120A	(EUROPEAN SECTIONS)			
		PASS	EC-5.5.4.LTB	0.212	34
		1.54 C	1.00	3.21	0.00
261 ST	HE120A	(EUROPEAN SECTIONS)			
		PASS	EC-eq(5.36)	0.332	32
		3.16 T	-2.22	3.81	1.00
262 ST	HE120A	(EUROPEAN SECTIONS)			
		PASS	EC-eq(5.36)	0.452	32
		38.10 T	2.14	-5.39	0.00
263 ST	HE120A	(EUROPEAN SECTIONS)			
		PASS	EC-5.5.4.LTB	0.493	35
		96.71 C	-3.35	-1.35	1.00
264 ST	UPN240	(EUROPEAN SECTIONS)			
		PASS	EC-5.5.4.LTB	0.275	32
		33.69 C	-1.63	9.99	1.00
265 ST	UPN240	(EUROPEAN SECTIONS)			
		PASS	EC-5.5.4.LTB	0.265	32
		35.34 C	1.63	-10.00	0.00
266 ST	UPN240	(EUROPEAN SECTIONS)			
		PASS	EC-5.5.4.LTB	0.244	32
		37.29 C	-0.82	-10.61	0.00
267 ST	UPN240	(EUROPEAN SECTIONS)			
		PASS	EC-5.5.4.LTB	0.258	35
		9.10 C	-0.47	16.23	1.00
268 ST	UPN240	(EUROPEAN SECTIONS)			
		PASS	EC-5.5.4.LTB	0.380	35
		9.16 C	-2.74	16.09	0.20
269 ST	UPN240	(EUROPEAN SECTIONS)			
		PASS	EC-5.5.4.LTB	0.457	35
		6.75 C	3.97	-16.08	0.00
270 ST	HE120A	(EUROPEAN SECTIONS)			
		PASS	EC-eq(5.36)	0.201	35
		0.89 T	0.09	4.89	1.00
271 ST	HE120A	(EUROPEAN SECTIONS)			
		PASS	EC-eq(5.36)	0.481	35
		1.44 T	-3.37	5.36	0.20
272 ST	HE120A	(EUROPEAN SECTIONS)			
		PASS	EC-eq(5.36)	0.673	35
		0.49 T	5.52	-5.95	0.00
273 ST	HE120A	(EUROPEAN SECTIONS)			
		PASS	EC-5.5.4.LTB	0.157	35
		0.73 C	-0.34	-3.20	1.00

ALL UNITS ARE - KN METE (UNLESS OTHERWISE NOTED)

MEMBER	TABLE	RESULT/ FX	CRITICAL COND/ MY	RATIO/ MZ	LOADING/ LOCATION
274	ST HE120A	(EUROPEAN SECTIONS)			
		PASS	EC-eq(5.36)	0.289	35
		2.99 T	1.74	-3.71	0.20
275	ST HE120A	(EUROPEAN SECTIONS)			
		PASS	EC-eq(5.36)	0.151	35
		0.72 T	-0.37	3.05	0.00
276	ST UPN240	(EUROPEAN SECTIONS)			
		PASS	EC-eq(5.36)	0.173	32
		4.15 T	0.18	12.12	1.00
277	ST UPN240	(EUROPEAN SECTIONS)			
		PASS	EC-eq(5.36)	0.206	32
		4.84 T	-0.69	12.33	0.20
278	ST UPN240	(EUROPEAN SECTIONS)			
		PASS	EC-eq(5.36)	0.190	32
		5.45 T	0.40	-12.34	0.00
279	ST HE120A	(EUROPEAN SECTIONS)			
		PASS	EC-5.4.8.1	0.096	35
		0.03 C	-1.21	0.42	1.00
280	ST UPN240	(EUROPEAN SECTIONS)			
		PASS	EC-eq(5.36)	0.226	32
		0.37 T	1.03	12.65	1.00
281	ST IPE400	(EUROPEAN SECTIONS)			
		PASS	EC-5.5.2 LTB	0.978	25
		0.23 C	0.01	190.94	5.00
282	ST IPE400	(EUROPEAN SECTIONS)			
		PASS	EC-5.5.2 LTB	0.978	25
		0.16 T	0.00	190.93	5.00
283	ST IPE400	(EUROPEAN SECTIONS)			
		PASS	EC-5.5.2 LTB	0.978	25
		0.27 C	0.00	-190.94	0.00
284	ST IPE400	(EUROPEAN SECTIONS)			
		PASS	EC-5.5.4.LTB	0.107	30
		65.65 C	0.33	-2.16	3.33
285	ST IPE400	(EUROPEAN SECTIONS)			
		PASS	EC-5.5.2 LTB	0.978	25
		0.14 T	0.01	-190.94	0.00
286	ST IPE400	(EUROPEAN SECTIONS)			
		PASS	EC-eq(5.36)	0.075	37
		83.13 T	1.40	0.00	0.00
287	ST IPE400	(EUROPEAN SECTIONS)			
		PASS	EC-5.5.4.LTB	0.118	31
		73.72 C	-0.26	-2.37	2.92

STAAD.Pro WARNING
DESIGN NOT PERFORMED WITH PRISMATIC PROPERTIES
USER-TABLE MAY BE USED TO DESIGN PRISMATIC SECTIONS



STAAD.Pro WARNING
DESIGN NOT PERFORMED WITH PRISMATIC PROPERTIES
USER-TABLE MAY BE USED TO DESIGN PRISMATIC SECTIONS

STAAD.Pro WARNING
DESIGN NOT PERFORMED WITH PRISMATIC PROPERTIES
USER-TABLE MAY BE USED TO DESIGN PRISMATIC SECTIONS

291 ST	IPE300	(EUROPEAN SECTIONS)			
		PASS	EC-5.5.4.LTB	0.735	25
	20.95 C		0.00	-56.98	2.50
292 ST	IPE300	(EUROPEAN SECTIONS)			
		PASS	EC-5.5.2 LTB	0.682	25
	0.48 C		-0.01	-56.98	2.50
293 ST	IPE300	(EUROPEAN SECTIONS)			
		PASS	EC-5.5.4.LTB	0.696	25
	5.19 C		-0.01	-56.98	2.50
294 ST	HE180A	(EUROPEAN SECTIONS)			
		PASS	EC-eq(5.36)	0.764	35
	222.35 T		4.51	27.67	0.97
295 ST	HE180A	(EUROPEAN SECTIONS)			
		PASS	EC-5.5.4.LTB	0.946	34
	201.89 C		-1.97	-37.58	0.00
296 ST	TUB1201208	(EUROPEAN SECTIONS)			
		PASS	EC-5.5.4	0.431	34
	57.34 C		-11.59	0.00	0.14
297 ST	TUB1201208	(EUROPEAN SECTIONS)			
		PASS	EC-eq(5.36)	0.239	34
	53.36 T		3.19	2.25	0.00
298 ST	HE180A	(EUROPEAN SECTIONS)			
		PASS	EC-eq(5.36)	0.648	35
	243.86 T		2.79	21.68	0.97
299 ST	HE180A	(EUROPEAN SECTIONS)			
		PASS	EC-5.5.4.LTB	0.784	34
	207.51 C		-0.81	-29.03	0.00
300 ST	TUB1201208	(EUROPEAN SECTIONS)			
		PASS	EC-eq(5.36)	0.432	40
	38.27 T		12.28	0.00	0.14
301 ST	TUB1201208	(EUROPEAN SECTIONS)			
		PASS	EC-5.4.6-(Z)	0.274	34
	21.48 T		0.84	-0.40	0.00
302 ST	HE180A	(EUROPEAN SECTIONS)			
		PASS	EC-eq(5.36)	0.404	35
	100.67 T		-2.53	15.55	2.03
303 ST	HE180A	(EUROPEAN SECTIONS)			
		PASS	EC-eq(5.36)	0.711	35
	81.67 T		5.16	32.77	0.00
304 ST	HE180A	(EUROPEAN SECTIONS)			
		PASS	EC-eq(5.36)	0.804	35
	28.86 T		-3.30	-46.92	0.00
305 ST	TUB1201208	(EUROPEAN SECTIONS)			
		PASS	EC-5.5.4	0.564	35
	97.70 C		-14.35	0.00	0.14

ALL UNITS ARE - KN METE (UNLESS OTHERWISE NOTED)

MEMBER	TABLE	RESULT/ FX	CRITICAL COND/ MY	RATIO/ MZ	LOADING/ LOCATION
306 ST	TUB1201208	(EUROPEAN SECTIONS)			
		PASS	EC-eq(5.36)	0.219	35
		94.49 T	1.14	1.90	0.00
307 ST	IPE400	(EUROPEAN SECTIONS)			
		PASS	EC-eq(5.36)	0.202	35
		10.84 T	-7.57	-11.46	0.17
308 ST	IPE400	(EUROPEAN SECTIONS)			
		PASS	EC-5.5.4.LTB	0.478	32
		70.23 C	13.29	-18.46	1.99
309 ST	UPN240	(EUROPEAN SECTIONS)			
		PASS	EC-5.4.6-(Y)	0.417	36
		14.28 T	0.00	0.00	0.00
310 ST	UPN240	(EUROPEAN SECTIONS)			
		PASS	EC-5.5.2 LTB	0.130	36
		0.21 T	-0.04	-9.50	0.00
311 ST	HE160A	(EUROPEAN SECTIONS)			
		PASS	EC-5.5.4.LTB	0.330	32
		38.78 C	-2.05	7.93	3.50
312 ST	HE160A	(EUROPEAN SECTIONS)			
		PASS	EC-5.5.4.LTB	0.063	32
		8.57 C	0.33	-1.68	2.75
313 ST	UPN200	(EUROPEAN SECTIONS)			
		PASS	EC-5.5.4.LTB	0.140	32
		0.78 C	-0.27	5.40	0.96
314 ST	HE160A	(EUROPEAN SECTIONS)			
		PASS	EC-5.5.4.LTB	0.250	34
		24.74 C	1.94	5.72	3.50
315 ST	HE160A	(EUROPEAN SECTIONS)			
		PASS	EC-eq(5.36)	0.248	36
		99.91 T	-3.16	0.11	0.00
316 ST	UPN200	(EUROPEAN SECTIONS)			
		PASS	EC-5.5.4.LTB	0.222	34
		8.26 C	0.51	7.64	0.96
317 ST	HE160A	(EUROPEAN SECTIONS)			
		PASS	EC-5.5.4.LTB	0.224	37
		69.70 C	-0.06	-3.54	3.50
318 ST	HE160A	(EUROPEAN SECTIONS)			
		PASS	EC-5.5.4.LTB	0.100	35
		50.30 C	-0.02	-1.47	0.00
319 ST	HE160A	(EUROPEAN SECTIONS)			
		PASS	EC-5.5.4.LTB	0.349	32
		49.60 C	2.07	-7.93	0.00
320 ST	HE160A	(EUROPEAN SECTIONS)			
		PASS	EC-5.5.4.LTB	0.263	32
		45.44 C	1.12	5.84	0.00

the scale towards document

ALL UNITS ARE - KN METE (UNLESS OTHERWISE NOTED)

MEMBER	TABLE	RESULT/ FX	CRITICAL COND/ MY	RATIO/ MZ	LOADING/ LOCATION
321 ST	HE160A	(EUROPEAN SECTIONS)			
		PASS	EC-5.5.4.LTB	0.288	37
		101.74 C	0.06	3.50	0.00
322 ST	HE160A	(EUROPEAN SECTIONS)			
		PASS	EC-5.5.4.LTB	0.146	35
		62.71 C	0.16	2.14	0.00
323 ST	HE160A	(EUROPEAN SECTIONS)			
		PASS	EC-5.5.4.LTB	0.339	32
		59.90 C	-2.64	5.39	0.00
324 ST	HE160A	(EUROPEAN SECTIONS)			
		PASS	EC-5.5.4.LTB	0.355	34
		76.22 C	-4.50	4.81	0.50
325 ST	HE160A	(EUROPEAN SECTIONS)			
		PASS	EC-5.5.4.LTB	0.367	37
		151.65 C	0.07	-2.32	3.50
326 ST	HE160A	(EUROPEAN SECTIONS)			
		PASS	EC-5.5.4.LTB	0.164	32
		105.33 C	-0.07	0.69	0.00
327 ST	HE160A	(EUROPEAN SECTIONS)			
		PASS	EC-5.5.4.LTB	0.303	34
		89.55 C	-0.81	3.91	0.00
328 ST	HE160A	(EUROPEAN SECTIONS)			
		PASS	EC-5.5.4.LTB	0.367	30
		114.28 C	-0.18	5.82	3.50
329 ST	HE160A	(EUROPEAN SECTIONS)			
		PASS	EC-5.5.4.LTB	0.494	33
		208.62 C	0.24	2.24	3.50
330 ST	HE160A	(EUROPEAN SECTIONS)			
		PASS	EC-5.5.4.LTB	0.285	32
		198.72 C	-0.16	0.10	1.75
331 ST	HE160A	(EUROPEAN SECTIONS)			
		PASS	EC-5.5.4.LTB	0.315	34
		129.09 C	-0.16	-1.82	0.00
332 ST	HE160A	(EUROPEAN SECTIONS)			
		PASS	EC-5.5.4	0.335	32
		123.12 C	-2.20	0.00	3.50
333 ST	HE160A	(EUROPEAN SECTIONS)			
		PASS	EC-5.5.4	0.439	37
		259.98 C	2.08	0.00	1.75
334 ST	HE160A	(EUROPEAN SECTIONS)			
		PASS	EC-5.5.4	0.461	32
		253.96 C	-2.89	0.00	1.75
335 ST	L90X90X9	(EUROPEAN SECTIONS)			
		PASS	EC-5.4.4 (C)	0.220	40
		67.43 C	0.00	0.00	0.00

the scale towards document

ALL UNITS ARE - KN METE (UNLESS OTHERWISE NOTED)

MEMBER	TABLE	RESULT/ FX	CRITICAL COND/ MY	RATIO/ MZ	LOADING/ LOCATION
336 ST	L90X90X9	(EUROPEAN SECTIONS)			
		PASS	EC-5.4.4 (C)	0.193	40
		59.02 C	0.00	0.00	0.00
337 ST	IPE400	(EUROPEAN SECTIONS)			
		PASS	EC-5.5.4.LTB	0.073	31
		44.67 C	1.44	-3.43	0.00
338 ST	L90X90X9	(EUROPEAN SECTIONS)			
		PASS	EC-5.4.4 (C)	0.093	41
		28.64 C	0.00	0.00	0.00
339 ST	L90X90X9	(EUROPEAN SECTIONS)			
		PASS	EC-5.4.4 (C)	0.097	41
		29.74 C	0.00	0.00	0.00
340 ST	L90X90X9	(EUROPEAN SECTIONS)			
		PASS	EC-5.4.4 (C)	0.308	37
		94.33 C	0.00	0.00	0.00
341 ST	L90X90X9	(EUROPEAN SECTIONS)			
		PASS	EC-5.4.3 (T)	0.267	36
		88.28 T	0.00	0.00	0.00
342 ST	L100X100X10	(EUROPEAN SECTIONS)			
		PASS	EC-5.4.3 (T)	0.549	40
		225.24 T	0.00	0.00	9.43
343 ST	L100X100X10	(EUROPEAN SECTIONS)			
		PASS	EC-5.4.4 (C)	0.524	37
		199.22 C	0.00	0.00	0.00
344 ST	L100X100X10	(EUROPEAN SECTIONS)			
		PASS	EC-5.4.4 (C)	0.556	41
		211.24 C	0.00	0.00	0.00
345 ST	L90X90X9	(EUROPEAN SECTIONS)			
		PASS	EC-5.4.3 (T)	0.579	37
		191.62 T	0.00	0.00	0.00
346 ST	L90X90X9	(EUROPEAN SECTIONS)			
		PASS	EC-5.4.4 (C)	0.677	36
		207.39 C	0.00	0.00	0.00
347 ST	L90X90X9	(EUROPEAN SECTIONS)			
		PASS	EC-5.4.4 (C)	0.506	36
		155.09 C	0.00	0.00	0.00
348 ST	L90X90X9	(EUROPEAN SECTIONS)			
		PASS	EC-5.4.4 (C)	0.616	34
		188.74 C	0.00	0.00	0.00
349 ST	L90X90X9	(EUROPEAN SECTIONS)			
		PASS	EC-5.4.4 (C)	0.163	41
		49.79 C	0.00	0.00	0.00
350 ST	L90X90X9	(EUROPEAN SECTIONS)			
		PASS	EC-5.4.4 (C)	0.727	41
		222.73 C	0.00	0.00	0.00

the scale towards document
Image Engineering Scan Reference Chart TE263 Serial No. 380
Patch Reference numbers on UTT

ALL UNITS ARE - KN METE (UNLESS OTHERWISE NOTED)

MEMBER	TABLE	RESULT/ FX	CRITICAL COND/ MY	RATIO/ MZ	LOADING/ LOCATION
351 ST	L100X100X10 (EUROPEAN SECTIONS)				
		PASS	EC-5.4.4 (C)	0.646	37
		245.50 C	0.00	0.00	0.00
352 ST	L100X100X10 (EUROPEAN SECTIONS)				
		PASS	EC-5.4.4 (C)	0.607	37
		230.86 C	0.00	0.00	0.00
353 ST	L100X100X10 (EUROPEAN SECTIONS)				
		PASS	EC-5.4.4 (C)	0.496	41
		188.39 C	0.00	0.00	0.00
354 ST	L110X110X10 (EUROPEAN SECTIONS)				
		PASS	EC-5.4.4 (C)	0.494	41
		207.58 C	0.00	0.00	0.00
355 ST	L110X110X10 (EUROPEAN SECTIONS)				
		PASS	EC-5.4.4 (C)	0.503	41
		211.48 C	0.00	0.00	0.00
356 ST	L110X110X10 (EUROPEAN SECTIONS)				
		PASS	EC-5.4.4 (C)	0.569	41
		239.14 C	0.00	0.00	0.00
357 ST	L110X110X10 (EUROPEAN SECTIONS)				
		PASS	EC-5.4.4 (C)	0.524	41
		220.18 C	0.00	0.00	0.00
358 ST	L110X110X10 (EUROPEAN SECTIONS)				
		PASS	EC-5.4.4 (C)	0.843	41
		354.07 C	0.00	0.00	0.00
359 ST	L110X110X10 (EUROPEAN SECTIONS)				
		PASS	EC-5.4.4 (C)	0.767	41
		322.26 C	0.00	0.00	0.00
360 ST	L110X110X10 (EUROPEAN SECTIONS)				
		PASS	EC-5.4.4 (C)	0.877	35
		368.45 C	0.00	0.00	0.00
361 ST	L110X110X10 (EUROPEAN SECTIONS)				
		PASS	EC-5.4.4 (C)	0.709	35
		298.05 C	0.00	0.00	0.00
362 ST	L100X100X10 (EUROPEAN SECTIONS)				
		PASS	EC-5.4.3 (T)	0.257	34
		105.47 T	0.00	0.00	5.83
363 ST	L100X100X10 (EUROPEAN SECTIONS)				
		PASS	EC-5.4.4 (C)	0.232	39
		88.17 C	0.00	0.00	0.00
364 ST	L100X100X10 (EUROPEAN SECTIONS)				
		PASS	EC-5.4.4 (C)	0.233	39
		88.51 C	0.00	0.00	0.00
365 ST	L110X110X10 (EUROPEAN SECTIONS)				
		PASS	EC-5.4.4 (C)	0.810	35
		340.14 C	0.00	0.00	0.00

the scale towards document
Image Engineering Scan Reference Chart TE263 Serial No. 380
Patch Reference numbers on UTT

ALL UNITS ARE - KN METE (UNLESS OTHERWISE NOTED)

MEMBER	TABLE	RESULT/ FX	CRITICAL COND/ MY	RATIO/ MZ	LOADING/ LOCATION
366 ST	L110X110X10	(EUROPEAN SECTIONS)			
		PASS	EC-5.4.4 (C)	0.638	35
		268.06 C	0.00	0.00	0.00
367 ST	L100X100X10	(EUROPEAN SECTIONS)			
		PASS	EC-5.4.4 (C)	0.322	35
		122.19 C	0.00	0.00	0.00
368 ST	L100X100X10	(EUROPEAN SECTIONS)			
		PASS	EC-5.4.4 (C)	0.276	35
		104.95 C	0.00	0.00	0.00
369 ST	L100X100X10	(EUROPEAN SECTIONS)			
		PASS	EC-5.4.4 (C)	0.173	39
		65.63 C	0.00	0.00	0.00
370 ST	L100X100X10	(EUROPEAN SECTIONS)			
		PASS	EC-5.4.4 (C)	0.283	31
		107.50 C	0.00	0.00	0.00
371 ST	L100X100X10	(EUROPEAN SECTIONS)			
		PASS	EC-5.4.4 (C)	0.267	31
		101.46 C	0.00	0.00	0.00
372 ST	L100X100X10	(EUROPEAN SECTIONS)			
		PASS	EC-5.4.4 (C)	0.196	31
		74.32 C	0.00	0.00	0.00
373 ST	L100X100X10	(EUROPEAN SECTIONS)			
		PASS	EC-5.4.4 (C)	0.276	31
		104.82 C	0.00	0.00	0.00
374 ST	L100X100X10	(EUROPEAN SECTIONS)			
		PASS	EC-5.4.4 (C)	0.253	31
		96.00 C	0.00	0.00	0.00
375 ST	L100X100X10	(EUROPEAN SECTIONS)			
		PASS	EC-5.4.4 (C)	0.265	31
		100.54 C	0.00	0.00	0.00
376 ST	UPN160	(EUROPEAN SECTIONS)			
		PASS	EC-5.5.4.LTB	0.209	34
		3.51 C	-0.17	3.93	0.00
377 ST	HE200A	(EUROPEAN SECTIONS)			
		PASS	EC-eq(5.36)	0.309	35
		33.42 T	3.71	-17.85	0.00
378 ST	HE200A	(EUROPEAN SECTIONS)			
		PASS	EC-eq(5.36)	0.394	35
		277.88 T	-6.61	0.00	1.00
379 ST	UPN160	(EUROPEAN SECTIONS)			
		PASS	EC-eq(5.36)	0.950	34
		0.87 T	-4.38	10.21	1.00
380 ST	UPN240	(EUROPEAN SECTIONS)			
		PASS	EC-5.4.8.1	0.515	34
		0.07 T	1.62	-32.25	1.00

the scale towards document
C1 B1 A1 C2 B2 A2 B5 A5 20 18 17 16 11 10 09 03 02 01 C7 B7 A7 C8 B8 A8 C9 B9
Patch Reference numbers on UTT Scan Reference Chart TE263 Serial No. 380
Image Engineering

ALL UNITS ARE - KN METE (UNLESS OTHERWISE NOTED)

MEMBER	TABLE	RESULT/ FX	CRITICAL COND/ MY	RATIO/ MZ	LOADING/ LOCATION
381 ST	UPN240	(EUROPEAN SECTIONS)			
		PASS	EC-eq(5.36)	0.312	30
		1.21 T	2.22	-13.84	1.00
382 ST	UPN160	(EUROPEAN SECTIONS)			
		PASS	EC-eq(5.36)	0.242	37
		2.05 T	0.77	3.89	0.00
383 ST	UPN160	(EUROPEAN SECTIONS)			
		PASS	EC-eq(5.36)	0.177	37
		1.56 T	-1.26	0.00	0.00
384 ST	HE200A	(EUROPEAN SECTIONS)			
		PASS	EC-eq(5.36)	0.139	34
		3.06 T	2.36	-7.50	0.00
385 ST	UPN160	(EUROPEAN SECTIONS)			
		PASS	EC-5.5.4.LTB	0.805	34
		0.76 C	3.06	-10.20	0.00
386 ST	UPN160	(EUROPEAN SECTIONS)			
		PASS	EC-5.5.4.LTB	0.763	32
		23.23 C	-2.29	9.64	0.00
387 ST	UPN160	(EUROPEAN SECTIONS)			
		PASS	EC-5.5.4.LTB	0.773	32
		35.26 C	-1.59	-9.65	2.50
388 ST	UPN160	(EUROPEAN SECTIONS)			
		PASS	EC-eq(5.36)	0.584	34
		0.78 T	-4.23	0.00	0.00
389 ST	UPN240	(EUROPEAN SECTIONS)			
		PASS	EC-5.5.4.LTB	0.828	34
		1.28 C	-9.57	19.81	0.00
390 ST	UPN160	(EUROPEAN SECTIONS)			
		PASS	EC-5.5.2 LTB	0.719	24
		0.18 C	0.00	-17.03	2.50
391 ST	HE200A	(EUROPEAN SECTIONS)			
		PASS	EC-5.5.4.LTB	0.217	30
		53.63 C	0.29	-13.32	0.00
392 ST	HE120A	(EUROPEAN SECTIONS)			
		PASS	EC-5.4.8.1	0.133	35
		0.04 T	1.67	0.00	0.00
393 ST	HE200A	(EUROPEAN SECTIONS)			
		PASS	EC-eq(5.36)	0.327	34
		29.57 T	4.79	-17.58	0.00
394 ST	UPN160	(EUROPEAN SECTIONS)			
		PASS	EC-5.5.4.LTB	0.423	32
		11.50 C	-1.89	-3.17	0.00
395 ST	HE120A	(EUROPEAN SECTIONS)			
		PASS	EC-eq(5.36)	0.663	34
		0.94 T	-8.34	0.00	0.00

the scale towards document
Image Engineering Scan Reference Chart TE263 Serial No. 380

ALL UNITS ARE - KN METE (UNLESS OTHERWISE NOTED)

MEMBER	TABLE	RESULT/ FX	CRITICAL COND/ MY	RATIO/ MZ	LOADING/ LOCATION
396 ST	UPN160	(EUROPEAN SECTIONS)			
		PASS	EC-5.5.2 LTB	0.722	24
		0.08 C	0.04	-17.09	2.50
397 ST	HE200A	(EUROPEAN SECTIONS)			
		PASS	EC-eq(5.36)	0.218	35
		27.96 T	-2.10	-13.33	0.00
398 ST	HE120A	(EUROPEAN SECTIONS)			
		PASS	EC-eq(5.36)	0.200	34
		3.74 T	-2.43	0.00	1.00
399 ST	HE180A	(EUROPEAN SECTIONS)			
		PASS	EC-5.5.4	0.774	34
		18.31 C	24.03	-2.74	0.00
400 ST	UPN160	(EUROPEAN SECTIONS)			
		PASS	EC-5.5.4	0.551	40
		42.43 C	-2.81	0.00	0.00
401 ST	HE140A	(EUROPEAN SECTIONS)			
		PASS	EC-5.5.4	0.192	32
		9.69 C	-2.74	0.00	5.00
402 ST	HE140A	(EUROPEAN SECTIONS)			
		PASS	EC-5.5.4.LTB	0.118	37
		0.94 C	-0.69	2.16	2.50
403 ST	HE140A	(EUROPEAN SECTIONS)			
		PASS	EC-5.5.4.LTB	0.200	32
		2.27 C	-2.03	-2.16	2.50
404 ST	HE140A	(EUROPEAN SECTIONS)			
		PASS	EC-5.5.4	0.220	32
		3.20 C	-3.63	0.00	5.00
405 ST	HE140A	(EUROPEAN SECTIONS)			
		PASS	EC-5.5.4.LTB	0.152	34
		7.83 C	-0.66	-2.16	2.50
406 ST	HE140A	(EUROPEAN SECTIONS)			
		PASS	EC-5.5.4.LTB	0.143	34
		5.81 C	-0.68	-2.16	2.50
407 ST	HE140A	(EUROPEAN SECTIONS)			
		PASS	EC-5.5.4.LTB	0.203	30
		2.75 C	-2.03	2.16	2.50
408 ST	HE140A	(EUROPEAN SECTIONS)			
		PASS	EC-5.5.4	0.151	32
		1.84 C	-2.55	0.00	5.00
409 ST	HE140A	(EUROPEAN SECTIONS)			
		PASS	EC-5.5.4	0.199	37
		5.65 C	3.01	0.00	0.00
410 ST	HE140A	(EUROPEAN SECTIONS)			
		PASS	EC-5.5.4.LTB	0.208	32
		3.69 C	-2.03	-2.16	2.50



ALL UNITS ARE - KN METE (UNLESS OTHERWISE NOTED)

MEMBER	TABLE	RESULT/ FX	CRITICAL COND/ MY	RATIO/ MZ	LOADING/ LOCATION
411 ST	HE500B	(EUROPEAN SECTIONS)			
		PASS	EC-5.5.4	0.014	34
		5.63 C	3.03	1.50	0.00
412 ST	HE500B	(EUROPEAN SECTIONS)			
		PASS	EC-5.4.8.1	0.009	32
		5.45 C	-2.49	-6.07	0.00
413 ST	HE500B	(EUROPEAN SECTIONS)			
		PASS	EC-5.4.8.1	0.007	35
		5.45 C	-1.80	3.46	0.00
414 ST	HE500B	(EUROPEAN SECTIONS)			
		PASS	EC-5.5.4	0.023	37
		5.97 C	-3.57	-8.66	0.00
415 ST	HE500B	(EUROPEAN SECTIONS)			
		PASS	EC-5.5.4	0.013	37
		5.69 C	-2.34	-3.46	0.00
416 ST	HE500B	(EUROPEAN SECTIONS)			
		PASS	EC-5.5.4	0.014	32
		6.12 C	1.88	6.31	0.00
417 ST	HE500B	(EUROPEAN SECTIONS)			
		PASS	EC-5.5.4	0.009	27
		5.62 C	-1.54	-2.59	0.00
418 ST	HE500B	(EUROPEAN SECTIONS)			
		PASS	EC-5.4.8.1	0.008	28
		5.49 C	-2.32	-1.73	0.00
419 ST	HE500B	(EUROPEAN SECTIONS)			
		PASS	EC-5.4.8.1	0.012	34
		5.23 C	3.44	2.90	0.00
420 ST	HE500B	(EUROPEAN SECTIONS)			
		PASS	EC-5.5.4	0.016	37
		5.80 C	-3.23	3.49	0.00
421 ST	HE160A	(EUROPEAN SECTIONS)			
		PASS	EC-5.5.4.LTB	0.090	37
		31.73 C	-0.04	1.00	3.50
422 ST	HE160A	(EUROPEAN SECTIONS)			
		PASS	EC-eq(5.36)	0.127	32
		70.32 T	0.43	-1.34	0.00
423 ST	UPN200	(EUROPEAN SECTIONS)			
		PASS	EC-5.5.4.LTB	0.227	24
		0.78 C	-0.09	-8.37	1.64
424 ST	UPN200	(EUROPEAN SECTIONS)			
		PASS	EC-5.5.4.LTB	0.144	34
		0.82 C	-0.06	-6.43	0.00
425 ST	UPN200	(EUROPEAN SECTIONS)			
		PASS	EC-eq(5.36)	0.140	32
		5.91 T	0.31	5.10	0.96



ALL UNITS ARE - KN METE (UNLESS OTHERWISE NOTED)

MEMBER	TABLE	RESULT/ FX	CRITICAL COND/ MY	RATIO/ MZ	LOADING/ LOCATION
426 ST	UPN200	(EUROPEAN SECTIONS)			
		PASS	EC-5.5.4.LTB	0.451	35
		25.26 C	0.53	13.96	2.80
427 ST	UPN200	(EUROPEAN SECTIONS)			
		PASS	EC-5.5.4.LTB	0.349	35
		8.84 C	0.39	-13.95	0.00
428 ST	UPN200	(EUROPEAN SECTIONS)			
		PASS	EC-5.5.4.LTB	0.235	32
		5.91 C	0.33	9.19	0.96
429 ST	UPN200	(EUROPEAN SECTIONS)			
		PASS	EC-eq(5.36)	0.369	35
		29.03 T	0.14	-15.38	0.00
430 ST	UPN200	(EUROPEAN SECTIONS)			
		PASS	EC-5.5.4.LTB	0.420	32
		23.35 C	1.07	-11.16	0.00
431 ST	UPN200	(EUROPEAN SECTIONS)			
		PASS	EC-5.5.4.LTB	0.170	35
		1.90 C	-0.30	6.88	0.15
432 ST	UPN200	(EUROPEAN SECTIONS)			
		PASS	EC-5.5.4.LTB	0.389	34
		9.29 C	-2.02	-7.64	0.00
433 ST	UPN200	(EUROPEAN SECTIONS)			
		PASS	EC-eq(5.36)	0.287	35
		11.30 T	-0.11	-12.78	0.00
434 ST	UPN200	(EUROPEAN SECTIONS)			
		PASS	EC-eq(5.36)	0.231	35
		1.60 T	-1.00	-6.88	0.00
435 ST	UPN200	(EUROPEAN SECTIONS)			
		PASS	EC-eq(5.36)	0.192	32
		16.45 T	-0.37	6.65	0.12
436 ST	UPN200	(EUROPEAN SECTIONS)			
		PASS	EC-eq(5.36)	0.154	33
		0.95 T	0.16	6.82	0.12
437 ST	UPN240	(EUROPEAN SECTIONS)			
		PASS	EC-5.5.4.LTB	0.224	35
		8.53 C	-0.16	15.07	1.00
438 ST	UPN240	(EUROPEAN SECTIONS)			
		PASS	EC-5.5.4.LTB	0.302	35
		9.27 C	-1.66	14.96	0.20
439 ST	UPN240	(EUROPEAN SECTIONS)			
		PASS	EC-5.5.4.LTB	0.319	35
		9.02 C	1.80	-14.96	0.00
440 ST	HE120A	(EUROPEAN SECTIONS)			
		PASS	EC-5.5.2 LTB	0.123	32
		0.40 C	-0.70	-3.07	1.00



ALL UNITS ARE - KN METE (UNLESS OTHERWISE NOTED)

MEMBER	TABLE	RESULT/ FX	CRITICAL COND/ MY	RATIO/ MZ	LOADING/ LOCATION
441 ST	HE120A	(EUROPEAN SECTIONS)			
		PASS	EC-eq(5.36)	0.316	35
		0.42 T	-2.09	3.81	0.20
442 ST	HE120A	(EUROPEAN SECTIONS)			
		PASS	EC-eq(5.36)	0.347	35
		0.63 T	2.41	-3.93	0.00
443 ST	HE120A	(EUROPEAN SECTIONS)			
		PASS	EC-eq(5.36)	0.155	32
		0.61 T	0.22	3.48	1.00
444 ST	HE120A	(EUROPEAN SECTIONS)			
		PASS	EC-eq(5.36)	0.227	32
		1.73 T	-0.95	-3.79	0.00
445 ST	HE120A	(EUROPEAN SECTIONS)			
		PASS	EC-eq(5.36)	0.111	32
		0.06 T	0.27	-2.27	0.00
446 ST	UPN240	(EUROPEAN SECTIONS)			
		PASS	EC-5.5.4.LTB	0.140	32
		1.74 C	0.28	9.00	1.00
447 ST	UPN240	(EUROPEAN SECTIONS)			
		PASS	EC-5.5.4	0.155	32
		1.11 C	-0.55	9.38	0.20
448 ST	UPN240	(EUROPEAN SECTIONS)			
		PASS	EC-5.4.8.1	0.136	32
		0.43 C	0.23	-9.37	0.00
449 ST	UPN200	(EUROPEAN SECTIONS)			
		PASS	EC-5.5.2 LTB	0.146	24
		0.02 T	-0.02	6.88	0.96
450 ST	UPN200	(EUROPEAN SECTIONS)			
		PASS	EC-5.5.4.LTB	0.055	34
		1.69 C	0.11	1.99	0.96
451 ST	UPN200	(EUROPEAN SECTIONS)			
		PASS	EC-5.5.4.LTB	0.262	32
		13.95 C	0.41	9.20	1.41
452 ST	UPN200	(EUROPEAN SECTIONS)			
		PASS	EC-5.5.2 LTB	0.063	32
		0.79 T	0.02	2.84	0.00
453 ST	HE160A	(EUROPEAN SECTIONS)			
		PASS	EC-5.5.4.LTB	0.157	34
		9.58 C	2.24	2.22	0.00
454 ST	HE160A	(EUROPEAN SECTIONS)			
		PASS	EC-5.5.4	0.213	35
		6.52 C	-2.77	4.99	0.50
455 ST	TUB1201208	(EUROPEAN SECTIONS)			
		PASS	EC-5.5.4	0.070	34
		11.94 C	1.75	0.00	0.14



ALL UNITS ARE - KN METE (UNLESS OTHERWISE NOTED)

MEMBER	TABLE	RESULT/ FX	CRITICAL COND/ MY	RATIO/ MZ	LOADING/ LOCATION
456 ST	TUB1201208	(EUROPEAN SECTIONS)			
		PASS	EC-5.5.4	0.102	35
		4.42 C	2.28	-0.81	0.00
457 ST	HE500B	(EUROPEAN SECTIONS)			
		PASS	EC-5.5.4.LTB	0.032	32
		74.54 C	-1.10	10.69	4.00
458 ST	HE500B	(EUROPEAN SECTIONS)			
		PASS	EC-5.5.4	0.560	34
		147.69 C	-0.38	495.40	4.00
459 ST	HE500B	(EUROPEAN SECTIONS)			
		PASS	EC-5.5.4.LTB	0.038	34
		108.85 C	1.02	8.92	0.00
460 ST	HE500B	(EUROPEAN SECTIONS)			
		PASS	EC-5.5.4	0.393	32
		183.50 C	-1.43	-311.32	4.00
461 ST	HE180A	(EUROPEAN SECTIONS)			
		PASS	EC-5.5.4.LTB	0.740	34
		54.51 C	-5.80	-23.72	2.50
462 ST	HE180A	(EUROPEAN SECTIONS)			
		PASS	EC-eq(5.36)	0.522	34
		6.56 T	-5.79	-23.67	2.39
463 ST	HE180A	(EUROPEAN SECTIONS)			
		PASS	EC-eq(5.36)	0.407	32
		1.05 T	-3.22	21.47	2.37
464 ST	L100X100X10	(EUROPEAN SECTIONS)			
		PASS	EC-5.4.4 (C)	0.146	31
		55.40 C	0.00	0.00	0.00
465 ST	L100X100X10	(EUROPEAN SECTIONS)			
		PASS	EC-5.4.3 (T)	0.132	34
		53.98 T	0.00	0.00	6.40
466 ST	HE500B	(EUROPEAN SECTIONS)			
		PASS	EC-5.5.4	0.287	36
		206.68 C	-4.97	187.33	4.00
467 ST	HE500B	(EUROPEAN SECTIONS)			
		PASS	EC-5.5.4.LTB	0.041	35
		41.47 C	-6.93	-5.97	4.00
468 ST	HE500B	(EUROPEAN SECTIONS)			
		PASS	EC-5.5.4	0.290	34
		141.36 C	7.13	-209.70	4.00
469 ST	HE500B	(EUROPEAN SECTIONS)			
		PASS	EC-5.5.4.LTB	0.250	35
		62.15 C	-7.12	-201.86	4.00
470 ST	HE500B	(EUROPEAN SECTIONS)			
		PASS	EC-5.5.4.LTB	0.067	34
		109.39 C	10.50	4.28	0.00

the scale towards document
Image Engineering Scan Reference Chart TE263 Serial No. 380
Patch Reference numbers on UTT

ALL UNITS ARE - KN METE (UNLESS OTHERWISE NOTED)

MEMBER	TABLE	RESULT/ FX	CRITICAL COND/ MY	RATIO/ MZ	LOADING/ LOCATION
471 ST	HE500B	(EUROPEAN SECTIONS)			
		PASS	EC-5.5.4	0.631	36
		245.81 C	-6.91	-492.81	4.00
472 ST	HE180A	(EUROPEAN SECTIONS)			
		PASS	EC-5.5.4.LTB	0.603	36
		3.25 C	-5.80	23.72	2.50
473 ST	HE180A	(EUROPEAN SECTIONS)			
		PASS	EC-eq(5.36)	0.524	30
		7.82 T	-5.80	-23.72	2.50
474 ST	HE180A	(EUROPEAN SECTIONS)			
		PASS	EC-5.5.4.LTB	0.619	34
		9.18 C	-5.80	23.72	2.50
475 ST	HE180A	(EUROPEAN SECTIONS)			
		PASS	EC-5.5.4.LTB	0.602	34
		2.81 C	-5.80	23.72	2.50
476 ST	HE180A	(EUROPEAN SECTIONS)			
		PASS	EC-5.5.4.LTB	0.600	35
		2.14 C	-5.80	23.72	2.50
477 ST	HE180A	(EUROPEAN SECTIONS)			
		PASS	EC-5.5.4.LTB	0.614	36
		7.47 C	-5.80	-23.72	2.50
478 ST	HE180A	(EUROPEAN SECTIONS)			
		PASS	EC-5.5.4.LTB	0.602	36
		2.77 C	-5.80	-23.72	2.50
479 ST	UPN200	(EUROPEAN SECTIONS)			
		PASS	EC-5.5.2 LTB	0.145	34
		0.69 C	0.04	-6.72	0.00
480 ST	L50X50X5	(EUROPEAN SECTIONS)			
		PASS	EC-5.4.4 (C)	0.036	30
		1.65 C	0.00	0.00	0.00
481 ST	L50X50X5	(EUROPEAN SECTIONS)			
		PASS	EC-5.4.4 (C)	0.218	32
		11.09 C	0.00	0.00	0.00
482 ST	L50X50X5	(EUROPEAN SECTIONS)			
		PASS	EC-5.4.4 (C)	0.195	34
		9.94 C	0.00	0.00	0.00
483 ST	L60X60X6	(EUROPEAN SECTIONS)			
		PASS	EC-5.4.4 (C)	0.041	35
		3.68 C	0.00	0.00	0.00
484 ST	L60X60X6	(EUROPEAN SECTIONS)			
		PASS	EC-5.4.4 (C)	0.050	39
		4.49 C	0.00	0.00	0.00
485 ST	L50X50X5	(EUROPEAN SECTIONS)			
		PASS	EC-5.4.4 (C)	0.039	41
		1.72 C	0.00	0.00	0.00



ALL UNITS ARE - KN METE (UNLESS OTHERWISE NOTED)

MEMBER	TABLE	RESULT/ FX	CRITICAL COND/ MY	RATIO/ MZ	LOADING/ LOCATION
486 ST	HE180A	(EUROPEAN SECTIONS)			
		PASS	EC-5.4.6-(Y)	0.106	32
		3.21 T	0.00	0.00	0.22
487 ST	HE160A	(EUROPEAN SECTIONS)			
		PASS	EC-eq(5.36)	0.122	32
		69.07 T	0.26	-1.47	2.25
488 ST	HE160A	(EUROPEAN SECTIONS)			
		PASS	EC-5.5.4.LTB	0.193	34
		5.68 C	3.72	1.65	0.00
489 ST	HE180A	(EUROPEAN SECTIONS)			
		PASS	EC-eq(5.36)	0.320	32
		2.06 T	-5.35	10.94	0.00
490 ST	TUB1201208	(EUROPEAN SECTIONS)			
		PASS	EC-5.5.4	0.046	35
		4.95 C	-1.29	0.00	0.14
491 ST	HE160A	(EUROPEAN SECTIONS)			
		PASS	EC-5.5.4.LTB	0.122	35
		51.55 C	-0.15	-2.19	1.75
492 ST	HE180A	(EUROPEAN SECTIONS)			
		PASS	EC-5.5.4.LTB	0.621	35
		13.43 C	-5.80	23.67	2.39
493 ST	HE160A	(EUROPEAN SECTIONS)			
		PASS	EC-5.5.4.LTB	0.357	32
		58.39 C	-5.30	2.48	0.00
494 ST	HE180A	(EUROPEAN SECTIONS)			
		PASS	EC-5.5.4.LTB	0.552	34
		13.35 C	-5.23	20.73	2.39
495 ST	HE160A	(EUROPEAN SECTIONS)			
		PASS	EC-5.5.4.LTB	0.117	35
		63.96 C	-0.10	1.53	1.25
496 ST	HE180A	(EUROPEAN SECTIONS)			
		PASS	EC-5.5.4.LTB	0.737	34
		109.13 C	-5.23	17.92	2.39
497 ST	HE160A	(EUROPEAN SECTIONS)			
		PASS	EC-5.5.4.LTB	0.160	32
		105.96 C	-0.06	0.46	0.00
498 ST	HE180A	(EUROPEAN SECTIONS)			
		PASS	EC-5.5.4.LTB	0.467	34
		21.19 C	-1.95	20.73	2.39
499 ST	HE160A	(EUROPEAN SECTIONS)			
		PASS	EC-5.5.4.LTB	0.303	32
		199.34 C	-0.43	0.37	1.75
500 ST	L50X50X5	(EUROPEAN SECTIONS)			
		PASS	EC-5.4.3 (T)	0.549	32
		56.26 T	0.00	0.00	0.00

the scale towards document
C1 B1 A1 C2 B2 A2 B5 A5 20 18 17 16 11 10 09 03 02 01 C7 B7 A7 C8 B8 A8 C9 B9
Patch Reference numbers on UTT TE263 Serial No. 380
Image Engineering Scan Reference Chart

ALL UNITS ARE - KN METE (UNLESS OTHERWISE NOTED)

MEMBER	TABLE	RESULT/ FX	CRITICAL COND/ MY	RATIO/ MZ	LOADING/ LOCATION
501 ST	L50X50X5	(EUROPEAN SECTIONS)			
		PASS	EC-5.4.3 (T)	0.685	40
		70.29 T	0.00	0.00	0.00
502 ST	L50X50X5	(EUROPEAN SECTIONS)			
		PASS	EC-5.4.4 (C)	0.507	34
		27.13 C	0.00	0.00	0.00
503 ST	L50X50X5	(EUROPEAN SECTIONS)			
		PASS	EC-5.4.4 (C)	0.518	34
		27.70 C	0.00	0.00	0.00
504 ST	L50X50X5	(EUROPEAN SECTIONS)			
		PASS	EC-5.4.3 (T)	0.776	32
		79.58 T	0.00	0.00	4.13
505 ST	L50X50X5	(EUROPEAN SECTIONS)			
		PASS	EC-5.4.3 (T)	0.635	32
		65.17 T	0.00	0.00	4.13
506 ST	L50X50X5	(EUROPEAN SECTIONS)			
		PASS	EC-5.4.3 (T)	0.485	32
		49.70 T	0.00	0.00	4.13
507 ST	L50X50X5	(EUROPEAN SECTIONS)			
		PASS	EC-5.4.4 (C)	0.388	41
		36.38 C	0.00	0.00	0.00
508 ST	L50X50X5	(EUROPEAN SECTIONS)			
		PASS	EC-5.4.4 (C)	0.379	41
		35.49 C	0.00	0.00	0.00
509 ST	L50X50X5	(EUROPEAN SECTIONS)			
		PASS	EC-5.4.4 (C)	0.302	41
		28.28 C	0.00	0.00	0.00
510 ST	L60X60X6	(EUROPEAN SECTIONS)			
		PASS	EC-5.4.3 (T)	0.028	35
		4.08 T	0.00	0.00	0.00
511 ST	L60X60X6	(EUROPEAN SECTIONS)			
		PASS	EC-5.4.4 (C)	0.053	32
		4.79 C	0.00	0.00	0.00
512 ST	UPN200	(EUROPEAN SECTIONS)			
		PASS	EC-5.5.4.LTB	0.531	32
		34.96 C	-2.79	11.68	0.02
513 ST	UPN200	(EUROPEAN SECTIONS)			
		PASS	EC-eq(5.36)	0.317	32
		15.50 T	-2.16	5.11	0.02
514 ST	L60X60X6	(EUROPEAN SECTIONS)			
		PASS	EC-5.4.4 (C)	0.754	40
		67.72 C	0.00	0.00	0.00
515 ST	L60X60X6	(EUROPEAN SECTIONS)			
		PASS	EC-5.4.4 (C)	0.489	35
		43.88 C	0.00	0.00	0.00

ALL UNITS ARE - KN METE (UNLESS OTHERWISE NOTED)

MEMBER	TABLE	RESULT/ FX	CRITICAL COND/ MY	RATIO/ MZ	LOADING/ LOCATION
516	ST UPN200	(EUROPEAN SECTIONS)			
		PASS	EC-5.5.4.LTB	0.301	34
		8.06 C	0.65	-10.81	0.00
517	ST UPN200	(EUROPEAN SECTIONS)			
		PASS	EC-eq(5.36)	0.262	34
		8.84 T	0.56	-9.78	0.00
518	ST L60X60X6	(EUROPEAN SECTIONS)			
		PASS	EC-5.4.4 (C)	0.134	37
		12.00 C	0.00	0.00	0.00
519	ST L60X60X6	(EUROPEAN SECTIONS)			
		PASS	EC-5.4.4 (C)	0.039	33
		3.49 C	0.00	0.00	0.00
520	ST UPN200	(EUROPEAN SECTIONS)			
		PASS	EC-5.5.4.LTB	0.497	34
		22.86 C	2.68	-10.71	0.00
521	ST UPN200	(EUROPEAN SECTIONS)			
		PASS	EC-eq(5.36)	0.563	34
		28.11 T	2.19	-16.15	0.00
522	ST L60X60X6	(EUROPEAN SECTIONS)			
		PASS	EC-5.4.4 (C)	0.428	32
		38.39 C	0.00	0.00	0.00
523	ST L60X60X6	(EUROPEAN SECTIONS)			
		PASS	EC-5.4.4 (C)	0.394	35
		35.35 C	0.00	0.00	0.00
524	ST UPN240	(EUROPEAN SECTIONS)			
		PASS	EC-5.5.4.LTB	0.429	34
		27.46 C	3.18	16.32	0.02
525	ST UPN240	(EUROPEAN SECTIONS)			
		PASS	EC-eq(5.36)	0.502	34
		12.32 T	3.25	22.94	0.02
526	ST L60X60X6	(EUROPEAN SECTIONS)			
		PASS	EC-5.4.3 (T)	0.121	35
		17.80 T	0.00	0.00	0.00
527	ST L60X60X6	(EUROPEAN SECTIONS)			
		PASS	EC-5.4.4 (C)	0.375	35
		33.66 C	0.00	0.00	0.00

********** END OF TABULATED RESULT OF DESIGN **********

560. PRINT MAXFORCE ENVELOPE NSECTION 5 LIST 1 TO 527



MEMBER FORCE ENVELOPE

ALL UNITS ARE KN METE

MAX AND MIN FORCE VALUES AMONGST ALL SECTION LOCATIONS

MEMB		FY/ FZ	DIST DIST	LD LD	MZ/ MY	DIST DIST	LD LD	FX	DIST	LD
1	MAX	16.61	0.00	36	19.94	2.00	31			
		5.35	5.00	36	6.28	5.00	36	168.61 C	0.00	36
	MIN	-16.61	5.00	37	-19.94	2.00	37			
		-5.26	0.00	33	-2.21	2.00	36	165.22 T	5.00	41
2	MAX	8.33	0.00	36	9.99	2.00	31			
		5.47	5.00	36	6.66	5.00	36	202.65 C	0.00	32
	MIN	-8.33	5.00	37	-9.99	2.00	37			
		-5.37	0.00	33	-2.19	2.00	36	187.31 T	5.00	37
3	MAX	28.68	0.00	25	0.00	0.00	23			
		13.82	5.00	31	13.05	5.00	31	55.18 C	0.00	40
	MIN	-26.37	5.00	25	-32.40	2.00	25			
		-13.83	5.00	37	-13.07	5.00	37	67.60 T	5.00	37
4	MAX	18.98	0.00	36	22.77	2.00	31			
		6.03	5.00	32	7.33	5.00	32	175.10 C	0.00	32
	MIN	-18.98	0.00	39	-22.77	3.00	37			
		-5.92	0.00	37	-2.40	2.00	32	156.08 T	5.00	37
5	MAX	16.61	0.00	36	19.94	2.00	31			
		5.54	5.00	32	6.84	5.00	32	192.10 C	0.00	32
	MIN	-16.61	5.00	37	-19.94	2.00	37			
		-5.44	0.00	37	-2.24	2.00	32	177.11 T	5.00	37
6	MAX	5.57	0.00	33	19.39	4.00	36			
		3.46	0.00	34	10.48	4.00	34	100.10 C	4.00	34
	MIN	-4.73	4.00	36	-19.75	4.00	41			
		-3.17	4.00	39	-9.67	4.00	39	61.78 T	0.00	39
7	MAX	3.30	0.00	34	0.81	2.78	40			
		1.85	0.00	34	3.85	0.00	32	5.69 C	0.00	32
	MIN	-3.21	2.78	32	-8.73	1.67	37			
		-2.17	2.78	32	-3.26	0.00	34	7.63 T	2.78	35
8	MAX	4.22	0.00	33	18.57	4.00	36			
		1.53	0.00	38	6.73	4.00	38	47.66 C	4.00	25
	MIN	-3.43	4.00	36	-19.65	4.00	33			
		-1.96	4.00	35	-7.61	4.00	35	7.72 C	0.00	41
9	MAX	44.72	0.00	41	179.00	4.00	34			
		2.57	0.00	38	8.72	4.00	38	137.50 C	4.00	30

the scale towards document
C1 B1 A1 C2 B2 A2 B5 A5 20 18 17 16 11 10 09 03 02 01 C7 B7 A7 C8 B8 A8 C9 B9
Patch Reference numbers on UTT TE263 Serial No. 380
Image Engineering Scan Reference Chart

	MIN	-45.63	4.00	34	-175.37	4.00	41			
		-2.60	4.00	35	-8.79	4.00	35	71.97 T	0.00	39
10	MAX	43.60	0.00	41	175.08	4.00	35			
		2.43	0.00	38	8.55	4.00	38	101.74 C	4.00	25
	MIN	-44.65	4.00	35	-170.91	4.00	41			
		-2.29	4.00	31	-8.41	4.00	31	9.66 C	0.00	38
11	MAX	18.22	0.00	24	0.00	0.00	23			
		9.40	5.00	33	7.36	5.00	33	8.38 C	0.00	31
	MIN	-18.22	5.00	24	-21.87	3.00	24			
		-9.32	5.00	35	-8.90	0.00	36	9.42 T	5.00	36
12	MAX	16.61	0.00	35	19.94	2.00	33			
		5.66	5.00	35	5.99	5.00	35	11.78 C	0.00	39
	MIN	-16.61	5.00	35	-19.94	2.00	35			
		-4.73	0.00	30	-3.08	2.00	35	14.61 T	5.00	36
13	MAX	3.97	0.00	40	5.02	0.00	40			
		1.85	0.00	34	1.67	0.09	34	12.67 C	0.00	40
	MIN	-12.36	0.09	35	-11.18	0.00	35			
		-2.39	0.09	32	-2.12	0.09	32	17.09 T	0.09	35
14	MAX	15.59	0.00	34	6.59	0.97	40			
		1.03	0.00	32	1.00	0.97	32	21.89 C	0.00	40
	MIN	-7.15	0.97	40	-13.98	0.97	34			
		-1.01	0.97	35	-0.98	0.97	35	23.39 T	0.97	35
15	MAX	14.76	0.00	32	6.98	1.05	34			
		0.62	0.00	32	0.65	1.05	32	17.16 C	0.00	40
	MIN	-8.00	1.05	34	-14.06	1.05	32			
		-0.38	1.05	34	-0.40	1.05	34	20.13 T	1.05	34
16	MAX	10.87	0.00	34	7.21	2.78	40			
		1.48	0.00	34	3.34	0.00	32	22.04 C	0.00	32
	MIN	-8.84	2.78	32	-14.96	2.78	34			
		-1.90	2.78	32	-2.52	0.00	34	26.98 T	2.78	35
17	MAX	6.76	0.00	34	5.02	2.78	40			
		1.85	0.00	34	4.21	0.00	32	14.30 C	0.00	32
	MIN	-6.54	2.78	32	-11.18	2.78	35			
		-2.39	2.78	32	-3.22	0.00	34	20.92 T	2.78	35
18	MAX	0.18	0.00	36	0.84	3.50	33			
		0.81	0.00	34	2.83	3.50	34	46.89 C	3.50	25
	MIN	-0.24	3.50	33	-0.61	3.50	36			
		-0.41	3.50	39	-1.41	3.50	39	10.31 C	0.00	41
19	MAX	0.10	0.00	36	0.34	3.50	41			
		0.28	0.00	38	0.97	3.50	38	139.20 C	3.50	36
	MIN	-0.09	3.50	41	-0.37	3.50	36			
		-0.89	3.50	31	-3.11	3.50	31	110.75 T	0.00	41
20	MAX	4.72	0.00	23	0.00	0.00	23			
		12.84	5.00	41	11.09	5.00	41	32.64 C	0.00	34



	MIN	-4.72	5.00	23	-5.67	3.00	23			
		-13.35	5.00	35	-12.46	5.00	35	32.06 T	5.00	39
21	MAX	16.61	0.00	35	19.94	2.00	33			
		4.72	5.00	23	4.76	0.00	34	83.63 C	0.00	30
	MIN	-16.61	5.00	35	-19.94	2.00	35			
		-4.72	0.00	23	-1.76	3.00	34	62.65 T	5.00	35
22	MAX	18.98	0.00	35	22.77	2.00	33			
		5.32	5.00	31	5.53	0.00	34	56.49 C	0.00	30
	MIN	-18.98	0.00	41	-22.77	3.00	35			
		-5.30	0.00	34	-2.12	2.00	31	45.23 T	5.00	35
23	MAX	1.04	0.00	40	0.81	0.00	40			
		1.85	0.00	34	1.64	0.09	34	3.36 C	0.00	40
	MIN	-7.13	0.09	35	-7.61	0.00	37			
		-2.17	0.09	32	-1.91	0.09	32	4.23 T	0.09	35
24	MAX	11.92	0.00	35	4.65	0.97	40			
		0.78	0.00	32	0.76	0.97	32	20.86 C	0.00	32
	MIN	-5.13	0.97	40	-10.45	0.97	35			
		-0.69	0.97	35	-0.67	0.97	35	20.23 T	0.97	35
25	MAX	4.07	0.00	35	1.06	2.80	40			
		1.19	0.00	34	2.23	2.80	34	3.13 C	2.80	36
	MIN	-3.71	2.80	32	-8.96	2.24	35			
		-1.02	2.80	40	-1.93	2.80	40	3.47 T	0.00	33
26	MAX	6.66	0.00	35	5.25	2.78	40			
		2.11	0.00	34	4.20	0.00	32	20.68 C	0.00	32
	MIN	-7.22	2.78	32	-11.50	2.78	35			
		-2.38	2.78	32	-3.71	0.00	34	21.09 T	2.78	35
27	MAX	81.37	0.00	34	312.69	4.00	32			
		0.94	0.00	34	2.49	0.00	32	98.99 C	4.00	25
	MIN	-79.73	4.00	32	-321.78	4.00	34			
		-0.89	4.00	32	-2.17	0.00	37	21.72 T	0.00	39
28	MAX	3.44	0.00	41	10.86	4.00	36			
		1.30	0.00	34	2.91	0.00	32	47.13 C	4.00	25
	MIN	-3.33	4.00	36	-12.15	4.00	33			
		-1.11	4.00	32	-3.02	0.00	34	7.36 C	0.00	40
29	MAX	57.47	0.00	35	226.67	4.00	32			
		0.72	0.00	30	1.80	0.00	35	167.69 C	4.00	32
	MIN	-58.19	4.00	32	-226.36	4.00	35			
		-0.70	4.00	35	-1.42	0.00	32	60.78 T	0.00	41
30	MAX	1.32	0.00	40	8.93	4.00	34			
		1.22	0.00	32	3.71	0.00	37	60.90 C	4.00	30
	MIN	-3.64	4.00	34	-8.72	0.00	37			
		-1.17	4.00	37	-3.93	0.00	32	15.40 T	0.00	39
31	MAX	18.50	0.95	41	16.32	0.95	36			
		15.13	0.95	35	10.84	0.00	30	257.00 C	0.00	38



	MIN	-18.81	0.95	32	-17.22	0.95	41			
		-15.65	0.00	30	-8.23	0.00	35	266.47 T	0.95	35
32	MAX	7.25	0.00	40	7.90	0.95	37			
		19.05	0.00	40	16.52	0.95	40	220.77 C	0.00	38
	MIN	-9.15	0.95	37	-6.29	0.95	40			
		-20.29	0.00	35	-17.69	0.95	35	222.34 T	0.95	35
33	MAX	0.07	0.00	40	3.18	3.50	33			
		0.01	0.00	32	0.05	3.50	32	45.68 C	3.50	25
	MIN	-0.91	3.50	33	-0.24	3.50	40			
		-0.02	3.50	35	-0.07	3.50	35	9.40 C	0.00	41
34	MAX	34.98	0.00	40	32.77	0.95	35			
		5.00	0.95	37	3.89	0.95	37	58.89 C	0.00	30
	MIN	-38.27	0.00	35	-29.66	0.95	40			
		-6.01	0.00	32	-4.85	0.95	32	73.53 T	0.95	35
35	MAX	5.64	0.00	32	3.26	0.95	35			
		3.01	0.95	41	2.28	0.95	41	98.98 C	0.00	38
	MIN	-6.59	0.00	35	-2.59	0.95	30			
		-4.85	0.00	34	-3.83	0.95	34	94.64 T	0.95	35
36	MAX	7.06	0.00	36	0.00	0.00	23			
		8.69	0.00	40	8.34	1.74	40	42.69 C	0.00	32
	MIN	-0.37	2.90	41	-13.42	2.90	36			
		-9.75	0.00	35	-10.56	2.32	35	58.74 T	2.90	37
37	MAX	81.06	0.00	39	320.46	4.00	37			
		2.01	0.00	37	4.81	4.00	37	259.71 C	4.00	32
	MIN	-81.06	4.00	36	-320.47	4.00	31			
		-1.89	4.00	32	-4.77	4.00	32	187.06 T	0.00	37
38	MAX	83.77	0.00	24	0.00	0.00	23			
		19.21	0.00	37	15.59	3.00	36	145.49 C	0.00	36
	MIN	-83.77	5.00	24	-100.53	3.00	24			
		-19.67	0.00	31	-13.86	3.00	39	153.04 T	5.00	41
39	MAX	16.61	0.00	36	19.94	2.00	31			
		5.53	5.00	36	6.87	5.00	36	27.74 C	0.00	41
	MIN	-16.61	5.00	37	-19.94	2.00	37			
		-5.45	0.00	33	-2.20	3.00	33	31.10 T	5.00	35
40	MAX	24.49	0.00	25	0.00	0.00	23			
		9.15	0.00	37	7.56	0.00	31	159.78 C	0.00	36
	MIN	-28.65	5.00	25	-32.38	3.00	25			
		-9.66	5.00	36	-8.86	5.00	36	165.83 T	5.00	41
41	MAX	8.33	0.00	36	9.99	2.00	31			
		5.92	5.00	36	7.81	5.00	36	54.73 C	0.00	40
	MIN	-8.33	5.00	37	-9.99	2.00	37			
		-5.80	0.00	33	-2.44	1.00	36	88.01 T	5.00	35
42	MAX	26.37	0.00	25	0.00	0.00	23			
		13.70	0.00	37	12.57	0.00	31	18.63 C	0.00	41



	MIN	-28.68	5.00	25	-32.40	3.00	25			
		-13.23	0.00	31	-13.70	0.00	37	15.23 T	5.00	36
43	MAX	18.98	0.00	36	22.77	2.00	31			
		6.80	5.00	32	9.31	5.00	32	32.98 C	0.00	33
	MIN	-18.98	0.00	39	-22.77	3.00	37			
		-6.68	0.00	37	-3.06	1.00	40	24.66 T	5.00	36
44	MAX	16.61	0.00	36	19.94	2.00	31			
		6.16	5.00	32	8.46	5.00	32	21.82 C	0.00	40
	MIN	-16.61	5.00	37	-19.94	2.00	37			
		-6.03	0.00	37	-2.77	1.00	40	35.20 T	5.00	35
45	MAX	4.64	0.00	41	16.25	0.00	41			
		0.82	0.00	38	5.43	0.00	35	714.97 C	3.50	30
	MIN	-4.29	3.50	36	-15.03	0.00	36			
		-1.55	3.50	35	-2.88	0.00	38	401.09 T	0.00	39
46	MAX	21.92	0.00	35	60.86	0.00	35			
		6.09	0.00	35	9.87	0.00	38	437.77 C	3.50	30
	MIN	-10.77	3.50	40	-52.61	0.00	40			
		-3.65	3.50	38	-15.88	0.00	35	249.30 T	0.00	39
47	MAX	21.04	0.00	40	56.63	3.00	35			
		2.49	0.00	41	9.86	3.00	38	263.60 C	3.00	34
	MIN	-18.07	3.00	35	-59.29	3.00	40			
		-5.98	3.00	35	-15.87	3.00	35	124.93 T	0.00	39
48	MAX	4.70	0.00	33	17.10	0.00	37			
		1.27	0.00	34	7.73	0.00	31	193.81 C	4.00	34
	MIN	-2.46	4.00	36	-12.84	0.00	40			
		-2.39	4.00	31	-4.53	4.00	33	89.71 T	0.00	39
49	MAX	0.29	0.00	36	1.02	0.00	36			
		1.29	0.00	35	4.59	0.00	30	235.89 C	3.50	25
	MIN	-0.30	3.50	41	-1.04	0.00	41			
		-1.31	3.50	30	-4.53	0.00	35	71.85 C	0.00	39
50	MAX	0.30	0.00	41	1.02	3.50	36			
		0.39	0.00	34	1.34	3.50	34	84.33 C	3.50	25
	MIN	-0.29	3.50	36	-1.04	3.50	41			
		-0.53	3.50	31	-1.85	3.50	31	14.58 C	0.00	41
51	MAX	4.65	0.00	41	15.16	0.00	37			
		1.73	0.00	34	3.57	4.00	37	152.40 C	4.00	31
	MIN	-5.03	4.00	36	-16.72	0.00	40			
		-0.26	4.00	39	-5.77	0.00	30	29.70 T	0.00	38
52	MAX	0.08	0.00	33	0.27	0.00	33			
		1.31	0.00	35	4.37	0.00	38	201.94 C	3.50	25
	MIN	-0.06	3.50	34	-0.20	0.00	34			
		-1.25	3.50	38	-4.57	0.00	35	52.48 C	0.00	41
53	MAX	0.06	0.00	34	0.27	3.50	33			
		0.41	0.00	34	1.44	3.50	34	84.33 C	3.50	25



	MIN	-0.08	3.50	33	-0.21	3.50	34		
		-0.53	3.50	39	-1.86	3.50	39	14.58 C	0.00 41
54	MAX	30.27	0.00	34	209.70	0.00	34		
		0.22	0.00	41	3.16	0.00	35	224.74 C	4.00 30
	MIN	-31.43	4.00	33	-202.43	0.00	41		
		-0.56	4.00	35	-2.75	4.00	34	102.53 T	0.00 39
55	MAX	0.09	0.00	37	0.32	0.00	37		
		1.39	0.00	35	4.33	0.00	38	202.71 C	3.50 25
	MIN	-0.04	3.50	39	-0.14	0.00	39		
		-1.24	3.50	38	-4.85	0.00	35	54.03 C	0.00 41
56	MAX	0.04	0.00	39	0.32	3.50	37		
		0.41	0.00	34	1.44	3.50	34	84.33 C	3.50 25
	MIN	-0.09	3.50	37	-0.14	3.50	39		
		-0.49	3.50	39	-1.70	3.50	39	14.58 C	0.00 41
57	MAX	31.25	0.00	35	201.86	0.00	35		
		0.97	0.00	34	3.27	0.00	39	177.98 C	4.00 31
	MIN	-32.51	4.00	33	-193.50	0.00	41		
		-0.71	4.00	39	-3.41	0.00	34	26.05 T	0.00 38
58	MAX	0.10	0.00	41	0.34	0.00	41		
		0.98	0.00	39	4.88	0.00	30	328.62 C	3.50 36
	MIN	-0.11	3.50	36	-0.38	0.00	36		
		-1.40	3.50	30	-3.42	0.00	39	197.56 T	0.00 41
59	MAX	18.22	0.00	24	0.00	0.00	23		
		10.15	0.00	34	7.91	0.00	41	107.25 C	0.00 41
	MIN	-18.22	5.00	24	-21.87	3.00	24		
		-9.70	0.00	41	-9.29	0.00	34	117.85 T	5.00 36
60	MAX	18.22	0.00	24	0.00	0.00	23		
		9.17	5.00	41	9.17	5.00	41	190.67 C	0.00 41
	MIN	-18.22	5.00	24	-21.87	3.00	24		
		-9.45	5.00	34	-10.31	5.00	34	181.86 T	5.00 36
61	MAX	18.22	0.00	24	0.00	0.00	23		
		8.47	0.00	35	7.94	0.00	33	155.69 C	0.00 41
	MIN	-18.22	5.00	24	-21.87	3.00	24		
		-8.87	0.00	41	-7.34	0.00	35	152.43 T	5.00 35
62	MAX	16.61	0.00	34	19.94	2.00	33		
		4.74	5.00	35	5.96	0.00	30	12.63 C	0.00 38
	MIN	-16.61	5.00	34	-19.94	2.00	34		
		-5.66	0.00	30	-3.11	3.00	30	13.81 T	5.00 36
63	MAX	16.61	0.00	34	19.94	2.00	33		
		5.04	5.00	23	5.28	5.00	35	7.81 C	0.00 38
	MIN	-16.61	5.00	35	-19.94	2.00	35		
		-4.90	0.00	30	-1.90	2.00	35	14.94 T	5.00 36
64	MAX	16.61	0.00	34	19.94	2.00	33		
		4.84	5.00	35	5.39	0.00	30	7.33 C	0.00 39

the scale towards document
C1 B1 A1 C2 B2 A2 B5 A5 20 18 17 16 11 10 09 03 02 01 C7 B7 A7 C8 B8 A8 C9 B9
Image Engineering Scan Reference Chart TE263 Serial No. 380
Patch Reference numbers on UTT

	MIN	-16.61	5.00	35	-19.94	2.00	35			
		-5.07	0.00	30	-1.90	3.00	30	14.53 T	5.00	36
65	MAX	5.15	0.00	40	4.68	0.00	40			
		0.76	0.00	32	0.76	0.00	35	15.64 C	0.00	40
	MIN	-11.84	0.97	34	-10.36	0.00	34			
		-0.78	0.97	35	-0.74	0.00	32	18.45 T	0.97	35
66	MAX	14.45	0.00	35	7.21	0.09	40			
		1.48	0.00	34	1.71	0.00	32	20.58 C	0.00	40
	MIN	-7.19	0.09	40	-14.96	0.09	34			
		-1.90	0.09	32	-1.36	0.00	34	23.19 T	0.09	35
67	MAX	1.26	0.00	34	0.85	0.00	38			
		1.35	0.00	35	0.97	0.00	40	4.29 C	0.00	40
	MIN	-10.67	1.05	32	-9.83	0.00	32			
		-0.93	1.05	40	-1.42	0.00	35	7.95 T	1.05	35
68	MAX	-0.24	0.00	40	0.00	1.05	23			
		0.56	0.00	37	0.46	0.00	40	3.86 C	0.00	34
	MIN	-8.26	1.05	35	-7.30	0.00	35			
		-0.44	1.05	40	-0.58	0.00	37	3.34 T	1.05	32
69	MAX	0.24	0.00	33	0.85	0.00	33			
		1.48	0.00	35	3.35	0.00	38	127.13 C	3.50	25
	MIN	-0.18	3.50	36	-0.62	0.00	36			
		-0.96	3.50	38	-5.18	0.00	35	41.50 C	0.00	38
70	MAX	4.72	0.00	23	0.00	0.00	23			
		13.45	0.00	34	10.99	0.00	33	50.44 C	0.00	34
	MIN	-4.72	5.00	23	-5.67	3.00	23			
		-12.86	0.00	41	-12.61	0.00	34	45.98 T	5.00	32
71	MAX	4.72	0.00	23	0.00	0.00	23			
		11.66	0.00	35	10.23	0.00	41	22.91 C	0.00	33
	MIN	-4.72	5.00	23	-5.67	3.00	23			
		-11.78	5.00	34	-10.89	5.00	34	46.83 T	5.00	40
72	MAX	16.61	0.00	34	19.94	2.00	33			
		4.69	5.00	23	4.56	5.00	31	89.10 C	0.00	38
	MIN	-16.61	5.00	34	-19.94	2.00	34			
		-4.74	0.00	23	-1.78	3.00	34	85.12 T	5.00	35
73	MAX	16.61	0.00	34	19.94	2.00	33			
		4.92	5.00	31	5.37	0.00	34	19.17 C	0.00	38
	MIN	-16.61	5.00	35	-19.94	2.00	35			
		-4.92	0.00	34	-1.92	2.00	31	28.79 T	5.00	37
74	MAX	18.98	0.00	34	22.77	2.00	33			
		5.30	5.00	31	5.68	0.00	34	70.58 C	0.00	38
	MIN	-18.98	0.00	41	-22.77	3.00	34			
		-5.37	0.00	34	-2.08	3.00	34	65.47 T	5.00	35
75	MAX	18.98	0.00	34	22.77	2.00	33			
		5.69	5.00	31	6.50	5.00	31	9.72 C	0.00	30



	MIN	-18.98	0.00	41	-22.77	3.00	35			
		-5.69	0.00	34	-2.24	3.00	34	17.98 T	5.00	36
76	MAX	1.55	0.00	35	1.00	0.00	39			
		1.08	0.00	35	1.37	0.00	32	7.62 C	0.00	32
	MIN	-12.26	1.05	32	-11.49	0.00	32			
		-1.31	1.05	32	-1.13	0.00	35	9.02 T	1.05	35
77	MAX	1.41	0.00	40	1.06	0.00	40			
		0.24	0.00	32	0.36	0.00	35	3.42 C	0.00	34
	MIN	-9.90	1.01	35	-8.76	0.00	35			
		-0.35	1.01	35	-0.24	0.00	32	2.10 T	1.01	40
78	MAX	70.25	0.00	32	245.87	0.00	32			
		0.56	0.00	35	2.20	0.00	32	318.33 C	3.50	30
	MIN	-73.57	3.50	34	-257.49	0.00	34			
		-0.63	3.50	32	-1.96	0.00	35	115.66 T	0.00	39
79	MAX	46.05	0.00	40	406.97	0.00	32			
		4.50	0.00	35	15.10	0.00	38	302.18 C	3.50	30
	MIN	-50.45	3.50	34	-434.00	0.00	34			
		-6.18	3.50	38	-12.82	0.00	35	129.77 T	0.00	39
80	MAX	29.40	0.00	40	495.11	0.00	32			
		5.59	0.00	38	15.10	3.00	38	286.08 C	3.00	30
	MIN	-27.76	3.00	34	-517.25	0.00	34			
		-4.95	3.00	35	-12.82	3.00	35	141.02 T	0.00	39
81	MAX	5.47	0.00	34	495.11	4.00	32			
		1.06	0.00	35	2.02	4.00	35	227.27 C	4.00	30
	MIN	-3.83	4.00	32	-517.24	4.00	34			
		-0.66	4.00	30	-2.20	0.00	35	99.69 T	0.00	39
82	MAX	12.85	0.00	36	44.99	0.00	36			
		1.35	0.00	38	2.79	0.00	37	492.54 C	3.50	37
	MIN	-15.33	3.50	41	-53.65	0.00	41			
		-0.80	3.50	37	-4.73	0.00	38	250.95 T	0.00	40
83	MAX	8.23	0.00	34	60.22	0.00	36			
		4.87	0.00	37	18.27	0.00	38	402.84 C	3.50	37
	MIN	-2.48	3.50	41	-62.32	0.00	41			
		-6.57	3.50	38	-14.64	0.00	35	288.33 T	0.00	40
84	MAX	12.13	0.00	41	60.23	3.00	36			
		7.15	0.00	38	18.29	3.00	38	289.03 C	3.00	37
	MIN	-14.91	3.00	34	-62.33	3.00	41			
		-6.07	3.00	37	-14.65	3.00	35	206.46 T	0.00	40
85	MAX	6.46	0.00	41	19.38	4.00	36			
		1.34	0.00	37	3.93	4.00	37	175.70 C	4.00	37
	MIN	-7.24	4.00	36	-20.76	4.00	41			
		-1.08	4.00	38	-3.15	4.00	38	102.90 T	0.00	40
86	MAX	43.98	0.00	32	153.95	0.00	32			
		1.64	0.00	35	4.60	0.00	38	504.92 C	3.50	31



	MIN	-45.14	3.50	35	-158.01	0.00	35			
		-1.31	3.50	38	-5.73	0.00	35	243.51 T	0.00	38
87	MAX	27.36	0.00	32	249.68	0.00	32			
		3.52	0.00	35	9.64	0.00	38	353.52 C	3.50	31
	MIN	-27.16	3.50	35	-253.06	0.00	35			
		-4.00	3.50	38	-9.12	0.00	35	104.81 T	0.00	38
88	MAX	26.58	0.00	40	329.27	0.00	32			
		2.71	0.00	38	9.64	3.00	38	276.52 C	3.00	31
	MIN	-25.74	3.00	35	-330.28	0.00	35			
		-3.01	3.00	35	-9.12	3.00	35	54.80 T	0.00	38
89	MAX	5.27	0.00	35	329.27	4.00	32			
		0.57	0.00	34	1.87	4.00	34	198.89 C	4.00	31
	MIN	-4.49	4.00	32	-330.28	4.00	35			
		-0.51	4.00	32	-2.17	0.00	35	39.35 T	0.00	41
90	MAX	4.83	0.00	34	16.90	0.00	34			
		0.35	0.00	41	4.09	0.00	32	613.44 C	3.50	30
	MIN	-4.30	3.50	40	-15.03	0.00	40			
		-1.17	3.50	32	-1.22	0.00	41	430.64 T	0.00	36
91	MAX	3.02	0.00	35	24.10	0.00	35			
		4.55	0.00	35	7.86	0.00	30	463.93 C	3.50	37
	MIN	-4.28	3.50	40	-29.79	0.00	40			
		-4.90	3.50	30	-9.30	3.50	30	357.42 T	0.00	40
92	MAX	7.85	0.00	40	30.43	3.00	37			
		1.44	0.00	32	7.86	3.00	30	425.71 C	3.00	37
	MIN	-9.81	3.00	37	-30.18	3.00	40			
		-2.23	3.00	35	-8.33	3.00	35	289.80 T	0.00	40
93	MAX	2.13	0.00	41	16.59	4.00	34			
		1.23	0.00	34	4.21	4.00	34	277.65 C	4.00	37
	MIN	-6.43	4.00	35	-10.15	0.00	35			
		-0.76	4.00	32	-2.25	0.00	35	156.03 T	0.00	40
94	MAX	83.77	0.00	24	0.00	0.00	23			
		16.61	0.00	32	19.94	2.00	32	21.44 C	0.00	38
	MIN	-83.77	5.00	24	-100.53	3.00	24			
		-16.61	5.00	40	-19.94	2.00	34	16.62 T	5.00	36
95	MAX	20.07	4.00	34	22.90	4.00	40			
		1.69	4.00	35	7.89	0.00	30	28.06 C	0.00	38
	MIN	-19.02	4.00	40	-27.12	4.00	34			
		-6.02	0.00	23	-4.19	3.20	35	24.18 T	4.00	37
96	MAX	16.61	0.00	32	3.49	0.22	34			
		-1.30	0.22	39	7.84	0.00	30	33.74 C	0.00	38
	MIN	-16.61	0.00	35	-3.49	0.22	40			
		-5.95	0.00	30	-1.57	0.22	39	27.39 T	0.22	37
97	MAX	24.49	0.00	25	0.00	0.00	23			
		8.33	0.00	32	9.99	2.00	32	11.40 C	0.00	38

the scale towards document
Image Engineering Scan Reference Chart TE263 Serial No. 380
Patch Reference numbers on UTT

	MIN	-28.65	5.00	25	-32.38	3.00	25			
		-8.33	5.00	40	-9.99	2.00	34	9.03 T	5.00	35
98	MAX	8.33	0.00	32	9.99	2.00	34			
		4.72	5.00	23	0.00	0.00	23	148.24 C	0.00	38
	MIN	-8.33	5.00	40	-9.99	2.00	40			
		-4.72	0.00	23	-5.66	3.00	23	113.92 T	5.00	35
99	MAX	8.33	0.00	32	3.02	0.22	34			
		-2.87	0.22	38	0.00	0.00	23	136.47 C	0.00	38
	MIN	-14.36	0.00	34	-1.75	0.22	40			
		-4.72	0.00	23	-0.99	0.22	23	104.47 T	0.22	35
100	MAX	0.32	0.00	36	1.11	0.00	36			
		0.02	0.00	35	0.06	0.00	32	125.48 C	3.50	25
	MIN	-0.92	3.50	33	-3.23	0.00	33			
		-0.02	3.50	32	-0.07	0.00	35	40.11 C	0.00	40
101	MAX	18.98	0.00	32	22.77	2.00	34			
		5.22	5.00	23	0.00	0.00	23	75.20 C	0.00	38
	MIN	-18.98	0.00	34	-22.77	3.00	40			
		-5.22	0.00	23	-6.27	3.00	23	63.51 T	5.00	35
102	MAX	5.31	0.00	23	0.00	0.00	23			
		18.98	0.00	32	3.99	0.22	32	17.52 C	0.00	39
	MIN	3.18	0.22	41	-1.11	0.22	23			
		-18.97	0.00	35	-3.99	0.22	35	26.76 T	0.22	36
103	MAX	16.61	0.00	32	19.94	2.00	34			
		4.72	5.00	23	0.00	0.00	23	94.62 C	0.00	38
	MIN	-16.61	5.00	40	-19.94	2.00	40			
		-4.72	0.00	23	-5.66	3.00	23	96.83 T	5.00	35
104	MAX	16.61	0.00	32	3.49	0.22	34			
		-2.87	0.22	38	0.00	0.00	23	27.78 C	0.00	38
	MIN	-16.61	0.00	35	-3.49	0.22	40			
		-4.72	0.00	23	-0.99	0.22	23	35.57 T	0.22	37
105	MAX	4.72	0.00	23	0.00	0.00	23			
		11.21	0.00	32	13.46	2.00	32	16.29 C	0.00	38
	MIN	-4.72	5.00	23	-5.67	3.00	23			
		-11.21	5.00	40	-13.46	2.00	34	12.00 T	5.00	35
106	MAX	117.67	0.00	36	16.99	0.22	41			
		16.86	0.00	41	3.71	0.22	41	58.25 C	0.00	32
	MIN	-77.27	0.22	41	-25.87	0.22	36			
		-29.38	0.22	34	-6.46	0.22	34	64.95 T	0.22	37
107	MAX	77.94	0.00	37	272.80	0.00	37			
		0.25	0.00	37	1.11	0.00	32	819.79 C	3.50	32
	MIN	-77.94	3.50	39	-272.81	0.00	39			
		-0.32	3.50	32	-0.88	0.00	37	600.69 T	0.00	41
108	MAX	44.72	0.00	37	429.25	0.00	37			
		2.49	0.00	36	7.13	3.50	36	690.85 C	3.50	32

the scale towards document
C1 B1 A1 C2 B2 A2 B5 A5 20 18 17 16 11 10 09 03 02 01 C7 B7 A7 C8 B8 A8 C9 B9
Patch Reference numbers on UTI
Image Engineering Scan Reference Chart TE263 Serial No. 380

	MIN	-44.72	3.50	31	-429.26	0.00	31			
		-2.52	3.50	41	-6.80	3.50	41	476.41 T	0.00	41
109	MAX	28.07	0.00	37	513.42	0.00	37			
		4.43	0.00	40	8.88	3.00	40	564.35 C	3.00	32
	MIN	-28.07	3.00	31	-513.43	0.00	31			
		-4.15	3.00	37	-8.09	3.00	37	371.52 T	0.00	37
110	MAX	5.16	0.00	39	513.40	4.00	37			
		1.32	0.00	40	3.72	4.00	40	448.12 C	4.00	32
	MIN	-5.16	4.00	36	-513.42	4.00	31			
		-1.10	4.00	37	-3.27	4.00	37	293.54 T	0.00	37
111	MAX	15.07	0.00	24	0.00	0.00	23			
		8.67	0.00	35	7.84	0.00	37	307.59 C	0.00	34
	MIN	-15.07	5.00	24	-18.09	3.00	24			
		-8.77	0.00	41	-7.90	0.00	31	144.51 T	5.00	41
112	MAX	32.59	0.00	25	0.00	0.00	23			
		0.39	0.00	38	1.72	0.00	36	66.89 C	0.00	38
	MIN	-36.75	5.00	25	-42.10	3.00	25			
		-0.59	5.00	36	-1.85	0.00	38	156.27 T	5.00	36
113	MAX	15.07	0.00	24	0.00	0.00	23			
		8.38	0.00	34	6.98	0.00	33	149.48 C	0.00	38
	MIN	-15.07	5.00	24	-18.09	3.00	24			
		-9.01	0.00	33	-7.29	5.00	35	142.07 T	5.00	35
114	MAX	15.07	0.00	24	0.00	0.00	23			
		8.72	0.00	35	6.87	5.00	33	228.07 C	0.00	34
	MIN	-15.07	5.00	24	-18.09	3.00	24			
		-8.36	5.00	34	-6.66	0.00	35	159.11 T	5.00	41
115	MAX	2.07	0.00	24	0.00	0.00	23			
		4.98	0.00	31	12.56	0.00	37	285.25 C	0.00	38
	MIN	-0.32	4.00	23	-4.30	4.00	24			
		-4.06	4.00	37	-14.81	0.00	31	276.98 T	4.00	35
116	MAX	-0.86	0.00	38	28.34	3.50	35			
		0.86	0.00	36	3.02	3.50	36	217.88 C	3.50	36
	MIN	-8.10	3.50	35	-0.02	0.00	31			
		-0.26	3.50	41	-0.92	3.50	41	170.69 T	0.00	41
117	MAX	18.31	0.00	36	64.10	0.00	36			
		1.03	0.00	35	2.74	0.00	33	569.99 C	3.50	31
	MIN	-18.15	3.50	41	-63.53	0.00	41			
		-0.78	3.50	33	-3.59	0.00	35	7.43 T	0.00	38
118	MAX	15.75	0.00	34	71.52	0.00	34			
		1.73	0.00	37	13.06	0.00	38	330.66 C	3.50	31
	MIN	-12.02	3.50	40	-66.29	0.00	41			
		-3.24	3.50	38	-9.43	0.00	35	94.17 T	0.00	38
119	MAX	-3.33	0.00	39	0.00	3.50	36			
		1.18	0.00	35	2.34	0.00	33	553.06 C	3.50	30



	MIN	-24.16	3.50	33	-84.58	0.00	33			
		-0.67	3.50	33	-4.14	0.00	35	46.73 T	0.00	39
120	MAX	20.79	0.00	41	119.24	0.00	33			
		1.29	0.00	35	12.20	0.00	38	319.04 C	3.50	30
	MIN	-46.67	3.50	34	-101.86	0.00	34			
		-2.95	3.50	38	-8.68	0.00	35	126.87 T	0.00	39
121	MAX	-5.32	0.00	38	0.00	3.50	24			
		0.95	0.00	35	3.31	0.00	30	686.14 C	3.50	31
	MIN	-23.86	3.50	24	-83.52	0.00	24			
		-0.95	3.50	30	-3.32	0.00	35	179.66 T	0.00	38
122	MAX	22.52	0.00	41	135.43	0.00	33			
		2.27	0.00	36	8.26	0.00	38	329.97 C	3.50	31
	MIN	-52.59	3.50	35	-116.56	0.00	35			
		-1.47	3.50	38	-9.08	0.00	35	97.01 T	0.00	38
123	MAX	70.41	0.00	24	59.76	5.00	35			
		4.93	0.00	39	13.43	0.00	34	44.18 C	0.00	38
	MIN	-91.83	5.00	24	-75.92	2.00	24			
		-5.60	5.00	34	-14.58	5.00	34	42.21 T	5.00	37
124	MAX	12.47	0.00	24	0.00	0.00	23			
		2.34	0.00	40	6.76	0.00	34	48.07 C	0.00	38
	MIN	0.04	2.50	40	-15.66	2.50	24			
		-3.93	2.50	34	-3.06	2.50	34	39.94 T	2.50	36
125	MAX	12.47	0.00	24	0.00	0.00	23			
		2.20	0.00	35	3.44	0.00	38	53.53 C	0.00	38
	MIN	0.04	2.50	41	-15.67	2.50	24			
		-1.46	2.50	38	-4.45	0.00	35	39.34 T	2.50	37
126	MAX	-0.07	0.00	38	0.00	3.50	39			
		0.63	0.00	36	0.00	3.50	40	582.25 C	3.50	36
	MIN	-8.97	3.50	35	-31.40	0.00	35			
		0.06	3.50	41	-2.22	0.00	36	311.88 T	0.00	41
127	MAX	20.83	0.00	34	71.54	0.00	34			
		4.81	0.00	30	9.44	0.00	35	228.01 C	0.00	31
	MIN	-19.36	3.00	41	-66.31	0.00	41			
		-2.26	3.00	35	-13.07	0.00	38	68.82 T	3.00	38
128	MAX	64.66	0.00	33	119.27	0.00	33			
		3.99	0.00	38	8.67	0.00	35	283.19 C	0.00	30
	MIN	-63.50	3.00	34	-101.88	0.00	34			
		-2.36	3.00	36	-12.19	0.00	38	141.68 T	3.00	39
129	MAX	65.74	0.00	33	135.45	0.00	33			
		1.78	0.00	38	9.07	0.00	35	246.40 C	0.00	31
	MIN	-64.48	3.00	35	-116.58	0.00	35			
		-3.49	3.00	36	-8.25	0.00	38	61.75 T	3.00	38
130	MAX	43.16	0.00	37	173.05	4.00	30			
		1.48	0.00	37	3.59	4.00	37	231.64 C	4.00	32

the scale towards document
C1 B1 A1 C2 B2 A2 B5 A5 20 18 17 16 11 10 09 03 02 01 C7 B7 A7 C8 B8 A8 C9 B9
Patch Reference numbers on UTT TE263 Serial No. 380
Image Engineering Scan Reference Chart

	MIN	-45.01	4.00	30	-169.12	4.00	37			
		-1.82	4.00	32	-4.66	4.00	32	151.89 T	0.00	37
131	MAX	26.10	0.00	36	91.37	0.00	36			
		2.14	0.00	36	6.95	0.00	41	789.24 C	3.50	32
	MIN	1.80	3.50	39	0.00	3.50	37			
		-1.98	3.50	41	-7.50	0.00	36	217.03 T	0.00	41
132	MAX	54.57	0.00	37	142.77	0.00	36			
		1.93	0.00	34	9.22	0.00	41	566.57 C	3.50	32
	MIN	-17.94	3.50	38	-113.83	0.00	38			
		-1.04	3.50	40	-8.62	0.00	34	296.17 T	0.00	37
133	MAX	64.00	0.00	38	142.80	3.00	36			
		2.17	0.00	41	9.23	3.00	41	530.72 C	3.00	32
	MIN	-66.15	3.00	36	-113.87	3.00	38			
		-3.09	3.00	34	-8.62	3.00	34	330.92 T	0.00	37
134	MAX	30.78	0.00	38	201.27	0.00	30			
		1.38	0.00	32	4.26	4.00	32	403.69 C	4.00	32
	MIN	-32.92	4.00	36	-189.96	0.00	37			
		-0.41	4.00	37	-3.80	4.00	37	240.55 T	0.00	37
135	MAX	28.68	0.00	25	0.00	0.00	23			
		13.99	5.00	37	13.89	5.00	37	19.59 C	0.00	40
	MIN	-26.37	5.00	25	-32.40	2.00	25			
		-13.95	5.00	38	-13.69	5.00	30	16.77 T	5.00	37
136	MAX	26.37	0.00	25	0.00	0.00	23			
		13.35	0.00	38	13.97	0.00	37	48.46 C	0.00	37
	MIN	-28.68	5.00	25	-32.40	3.00	25			
		-13.89	0.00	37	-12.56	0.00	38	43.82 T	5.00	40
137	MAX	18.98	0.00	30	22.77	2.00	36			
		5.89	5.00	32	7.00	5.00	32	151.76 C	0.00	40
	MIN	-18.98	0.00	37	-22.77	3.00	38			
		-5.84	0.00	37	-2.39	3.00	37	133.50 T	5.00	37
138	MAX	5.22	0.00	23	0.00	0.00	23			
		19.12	5.00	36	20.93	2.00	30	31.30 C	0.00	41
	MIN	-5.22	5.00	23	-6.27	3.00	23			
		-19.09	5.00	38	-20.90	2.00	37	24.92 T	5.00	36
139	MAX	16.61	0.00	30	19.94	2.00	36			
		5.41	5.00	32	6.47	5.00	32	186.29 C	0.00	32
	MIN	-16.61	5.00	38	-19.94	2.00	38			
		-5.27	0.00	37	-2.22	2.00	32	166.13 T	5.00	37
140	MAX	16.61	0.00	30	19.94	2.00	36			
		5.87	5.00	32	7.76	5.00	32	31.33 C	0.00	41
	MIN	-16.61	5.00	38	-19.94	2.00	38			
		-5.63	0.00	37	-2.34	3.00	37	37.77 T	5.00	34
141	MAX	15.07	0.00	24	0.00	0.00	23			
		9.95	5.00	37	8.52	5.00	37	183.06 C	0.00	36



	MIN	-15.07	5.00	24	-18.09	3.00	24			
		-10.10	5.00	30	-9.29	5.00	30	87.82 T	5.00	38
142	MAX	15.07	0.00	24	0.00	0.00	23			
		9.25	0.00	30	7.42	5.00	36	92.85 C	0.00	40
	MIN	-15.07	5.00	24	-18.09	3.00	24			
		-8.88	0.00	37	-7.82	0.00	30	99.89 T	5.00	34
143	MAX	41.43	0.00	25	0.00	0.00	23			
		0.81	0.00	35	2.75	5.00	35	101.70 C	0.00	41
	MIN	-49.74	5.00	25	-55.70	3.00	25			
		-0.79	5.00	41	-2.39	0.00	34	153.13 T	5.00	34
144	MAX	4.09	0.00	24	0.00	0.00	23			
		0.90	0.00	40	1.98	2.50	40	13.92 C	0.00	37
	MIN	0.38	2.50	38	-8.68	2.50	24			
		-0.83	2.50	34	-2.12	2.50	35	10.68 T	2.50	32
145	MAX	15.30	0.00	24	0.00	0.00	23			
		2.81	0.00	32	2.88	2.00	32	11.80 C	0.00	41
	MIN	0.93	2.00	39	-20.67	2.00	24			
		-2.93	2.00	34	-3.55	2.00	34	16.76 T	2.00	34
146	MAX	159.64	0.00	24	0.00	0.00	23			
		3.62	0.00	34	16.03	0.00	39	32.64 C	0.00	33
	MIN	-159.64	5.00	24	-191.57	2.00	24			
		-3.21	5.00	39	-18.08	0.00	34	33.08 T	5.00	34
147	MAX	0.10	0.00	30	0.72	3.50	36			
		0.48	0.00	36	1.67	3.50	36	82.91 C	3.50	25
	MIN	-0.21	3.50	36	-0.33	3.50	38			
		-0.53	3.50	41	-1.85	3.50	41	13.52 C	0.00	41
148	MAX	0.20	0.00	36	0.71	0.00	36			
		0.58	0.00	36	1.93	0.00	41	331.19 C	3.50	33
	MIN	-0.10	3.50	30	-0.33	0.00	30			
		-0.55	3.50	41	-2.03	0.00	36	87.52 T	0.00	40
149	MAX	16.61	0.00	30	19.94	2.00	36			
		5.97	5.00	36	6.68	5.00	36	20.03 C	0.00	40
	MIN	-16.61	5.00	38	-19.94	2.00	38			
		-5.35	0.00	33	-3.33	2.00	36	16.67 T	5.00	34
150	MAX	21.08	5.00	36	22.93	5.00	38			
		4.84	5.00	36	5.24	5.00	36	271.02 C	0.00	36
	MIN	-21.20	5.00	38	-22.32	5.00	36			
		-5.41	0.00	33	-3.12	3.00	33	269.13 T	5.00	41
151	MAX	84.27	0.00	24	0.00	0.00	23			
		23.78	0.00	30	27.44	0.00	35	17.10 C	0.00	33
	MIN	-84.27	5.00	24	-101.12	3.00	24			
		-21.69	0.00	37	-35.80	0.00	30	16.63 T	5.00	34
152	MAX	17.51	0.00	24	0.00	0.00	23			
		10.13	5.00	36	9.01	5.00	36	11.99 C	0.00	32



	MIN	-17.51	5.00	24	-21.02	3.00	24			
		-10.09	5.00	30	-8.80	5.00	30	8.10 T	5.00	37
153	MAX	17.51	0.00	24	0.00	0.00	23			
		8.45	5.00	37	7.94	5.00	37	66.84 C	0.00	38
	MIN	-17.51	5.00	24	-21.02	3.00	24			
		-8.43	5.00	38	-7.83	5.00	38	142.81 T	5.00	37
154	MAX	24.49	0.00	25	0.00	0.00	23			
		9.11	0.00	38	8.52	0.00	37	116.26 C	0.00	41
	MIN	-28.65	5.00	25	-32.38	3.00	25			
		-9.45	0.00	37	-7.72	0.00	38	115.65 T	5.00	36
155	MAX	8.27	0.00	30	6.04	0.00	38			
		2.02	0.00	34	4.25	0.00	32	22.40 C	0.00	35
	MIN	-6.42	2.78	35	-11.34	2.78	30			
		-2.38	2.78	32	-3.68	0.00	34	20.64 T	2.78	30
156	MAX	10.74	0.00	39	5.81	0.00	39			
		2.05	0.00	34	1.66	0.09	34	22.56 C	0.00	31
	MIN	-21.68	0.09	34	-18.34	0.00	34			
		-2.61	0.09	32	-2.26	0.09	32	41.08 T	0.09	34
157	MAX	24.86	0.00	34	6.00	0.96	39			
		3.54	0.00	40	2.55	0.00	34	19.25 C	0.00	40
	MIN	-6.65	0.96	39	-22.53	0.96	34			
		-5.56	0.96	34	-2.77	0.96	34	32.26 T	0.96	34
158	MAX	12.98	0.00	32	30.97	1.05	34			
		3.27	0.00	34	1.66	1.05	34	8.33 C	0.00	39
	MIN	-31.02	1.05	34	-12.20	1.05	40			
		-1.03	1.05	40	-1.76	0.00	34	23.29 T	1.05	34
159	MAX	22.73	0.00	34	31.00	0.00	34			
		2.07	0.00	34	4.39	0.00	32	31.75 C	0.00	31
	MIN	-7.45	2.78	31	-23.97	2.78	34			
		-2.42	2.78	32	-3.94	0.00	34	38.99 T	2.78	34
160	MAX	14.90	0.00	34	15.10	0.00	34			
		2.05	0.00	34	4.71	0.00	32	28.82 C	0.00	31
	MIN	-6.26	2.78	31	-18.34	2.78	34			
		-2.61	2.78	32	-3.83	0.00	34	45.44 T	2.78	34
161	MAX	7.32	0.00	39	4.40	0.00	39			
		2.02	0.00	34	1.71	0.09	34	17.67 C	0.00	35
	MIN	-11.25	0.09	30	-11.34	0.00	30			
		-2.38	0.09	32	-2.08	0.09	32	17.76 T	0.09	38
162	MAX	8.71	0.00	30	2.67	0.96	39			
		1.66	0.00	40	1.59	0.96	40	14.12 C	0.00	40
	MIN	-3.13	0.96	39	-7.20	0.96	30			
		-1.45	0.96	34	-1.38	0.96	34	13.96 T	0.96	34
163	MAX	10.59	0.00	32	3.64	0.96	39			
		1.25	0.00	35	0.62	0.96	35	10.97 C	0.00	35

the scale towards document
C1 B1 A1 C2 B2 A2 B5 A5 20 18 17 16 11 10 09 03 02 01 C7 B7 A7 C8 B8 A8 C9 B9
Patch Reference numbers on UTT Scan Reference Chart TE263 Serial No. 380
Image Engineering

	MIN	-4.90	0.96	35	-8.92	0.96	32			
		-0.69	0.96	32	-0.58	0.00	35	6.22 T	0.96	32
164	MAX	9.47	0.00	35	4.46	2.80	40			
		1.28	0.00	34	2.35	2.80	34	28.75 C	2.80	35
	MIN	-6.87	2.80	32	-15.25	2.80	35			
		-1.10	2.80	32	-2.00	2.80	32	16.99 T	0.00	32
165	MAX	6.00	0.00	30	3.62	0.00	38			
		2.24	0.00	34	4.43	0.00	32	13.26 C	0.00	31
	MIN	-5.38	2.78	35	-8.39	1.11	32			
		-2.51	2.78	32	-4.04	0.00	34	14.15 T	2.78	34
166	MAX	5.41	0.00	39	4.88	0.00	39			
		25.30	0.00	40	2.54	0.00	34	14.64 C	0.00	35
	MIN	-15.78	0.02	34	-16.43	0.00	34			
		-27.67	0.02	35	-2.30	0.00	40	15.37 T	0.02	38
167	MAX	13.18	0.00	30	7.08	0.09	39			
		2.07	0.00	34	2.06	0.00	32	25.46 C	0.00	31
	MIN	-12.48	0.09	35	-23.97	0.09	34			
		-2.42	0.09	32	-1.60	0.00	34	40.85 T	0.09	34
168	MAX	15.74	0.00	34	15.08	0.00	34			
		4.21	0.00	34	2.20	1.05	34	9.04 C	0.00	31
	MIN	-9.67	1.05	32	-8.71	0.00	32			
		-3.43	1.05	40	-2.20	0.00	34	16.01 T	1.05	34
169	MAX	6.16	0.00	38	6.04	0.00	38			
		3.19	0.00	34	1.71	1.05	34	7.68 C	0.00	35
	MIN	-10.97	1.05	31	-10.06	0.00	31			
		-3.00	1.05	40	-1.64	1.05	40	7.17 T	1.05	30
170	MAX	3.84	0.00	38	3.62	0.00	38			
		3.83	0.00	34	2.05	0.00	40	4.60 C	0.00	35
	MIN	-9.21	1.05	31	-8.23	0.00	31			
		-4.00	1.05	40	-2.14	1.05	40	4.36 T	1.05	30
171	MAX	4.82	0.00	40	4.46	0.00	40			
		1.74	0.00	34	0.93	1.01	34	10.47 C	0.00	35
	MIN	-16.43	1.01	35	-15.24	0.00	35			
		-0.93	1.01	40	-0.82	0.00	34	6.35 T	1.01	32
172	MAX	18.02	0.00	34	8.16	0.96	39			
		3.54	0.00	40	2.64	0.00	34	30.99 C	0.00	34
	MIN	-8.94	0.96	39	-16.04	0.96	34			
		-5.91	0.96	34	-3.01	0.96	34	20.81 T	0.96	40
173	MAX	11.88	0.00	31	17.13	2.77	38			
		1.82	0.00	34	2.62	0.00	32	63.46 C	0.00	34
	MIN	-14.25	2.77	34	-19.85	2.77	32			
		-1.47	2.77	40	-2.95	0.00	34	27.19 T	2.77	40
174	MAX	9.50	0.00	32	20.62	2.78	34			
		0.43	0.00	34	1.15	2.78	34	111.64 C	0.00	34

the scale towards document
Image Engineering Scan Reference Chart TE263 Serial No. 380
Patch Reference numbers on UTT

	MIN	-9.94	2.78	34	-18.73	2.78	32			
		-0.18	2.78	40	-0.49	2.78	40	50.23 T	2.78	40
175	MAX	16.59	0.00	32	13.99	1.05	34			
		2.51	0.00	34	1.33	1.05	34	25.39 C	0.00	34
	MIN	-14.73	1.05	34	-15.93	1.05	32			
		-1.11	1.05	39	-1.30	0.00	34	8.72 T	1.05	40
176	MAX	25.94	0.00	34	17.13	0.00	38			
		1.82	0.00	34	1.85	0.11	34	54.27 C	0.00	34
	MIN	-13.03	0.11	32	-19.85	0.00	32			
		-1.47	0.11	40	-1.33	0.11	40	24.72 T	0.11	40
177	MAX	9.63	0.00	35	7.48	0.00	39			
		1.74	0.00	35	3.31	0.00	40	26.39 C	0.00	30
	MIN	-7.87	2.77	30	-12.51	2.77	31			
		-1.76	2.77	40	-3.42	0.00	35	26.36 T	2.77	35
178	MAX	3.78	0.00	39	3.31	0.00	39			
		8.40	0.00	37	0.65	0.02	34	14.71 C	0.00	34
	MIN	-10.10	0.02	34	-11.00	0.00	34			
		-9.28	0.02	40	-0.42	0.02	40	13.54 T	0.02	40
179	MAX	13.18	0.00	32	8.56	0.96	35			
		1.98	0.00	40	1.89	0.96	40	10.85 C	0.00	34
	MIN	-10.13	0.96	35	-11.48	0.96	32			
		-1.79	0.96	34	-1.71	0.96	34	11.85 T	0.96	40
180	MAX	12.90	0.00	32	5.62	0.96	35			
		1.11	0.00	35	0.54	0.96	35	6.69 C	0.00	32
	MIN	-7.04	0.96	35	-11.16	0.96	32			
		-0.61	0.96	32	-0.52	0.00	35	10.90 T	0.96	35
181	MAX	7.00	0.00	38	4.80	0.00	38			
		1.89	0.00	34	1.63	0.11	34	20.14 C	0.00	34
	MIN	-8.74	0.11	32	-10.51	0.00	32			
		-1.91	0.11	40	-1.60	0.11	40	12.04 T	0.11	40
182	MAX	6.13	0.00	31	4.80	2.77	38			
		1.89	0.00	34	3.52	0.00	40	24.67 C	0.00	34
	MIN	-7.59	2.77	34	-11.00	0.00	34			
		-1.91	2.77	40	-3.45	0.00	35	14.35 T	2.77	32
183	MAX	11.35	0.00	40	5.06	0.00	40			
		1.84	0.00	34	1.39	0.15	34	23.26 C	0.00	32
	MIN	-24.08	0.15	35	-17.28	0.00	35			
		-1.55	0.15	40	-1.10	0.15	40	39.38 T	0.15	35
184	MAX	12.28	0.00	35	8.76	0.00	35			
		1.84	0.00	34	3.19	0.00	40	28.18 C	0.00	32
	MIN	-7.53	2.77	32	-17.28	2.77	35			
		-1.55	2.77	40	-3.68	0.00	34	45.50 T	2.77	35
185	MAX	3.38	0.00	32	3.82	0.00	40			
		0.18	0.00	34	0.09	0.00	31	15.51 C	0.00	32



	MIN	-4.27	1.16	34	-10.02	0.00	34			
		-0.09	1.16	31	-0.17	0.00	34	13.89 T	1.16	35
186	MAX	8.08	0.00	39	7.47	0.00	39			
		32.19	0.00	32	3.24	0.00	34	7.27 C	0.00	32
	MIN	-10.76	0.02	30	-11.60	0.00	30			
		-31.01	0.02	34	-2.83	0.00	40	16.58 T	0.02	35
187	MAX	28.27	0.00	40	20.62	0.11	34			
		0.43	0.00	34	0.42	0.00	40	89.01 C	0.00	34
	MIN	-59.51	0.11	34	-18.73	0.11	32			
		-0.18	0.11	40	-0.97	0.00	34	41.82 T	0.11	40
188	MAX	14.57	0.00	38	14.79	0.00	38			
		3.55	0.00	34	1.90	0.00	32	19.99 C	0.00	34
	MIN	-18.95	1.05	32	-18.40	0.00	32			
		-3.66	1.05	32	-1.93	1.05	32	9.02 T	1.05	39
189	MAX	8.92	0.00	38	7.03	0.00	38			
		1.74	0.00	35	1.48	0.11	34	21.64 C	0.00	30
	MIN	-13.93	0.11	35	-12.51	0.00	31			
		-1.76	0.11	40	-1.42	0.11	40	22.88 T	0.11	35
190	MAX	5.84	0.00	36	0.44	0.97	41			
		1.61	0.00	35	1.57	0.97	35	59.91 C	0.00	34
	MIN	-0.83	0.97	41	-4.48	0.97	36			
		-1.29	0.97	40	-1.25	0.97	40	55.36 T	0.97	32
191	MAX	4.85	0.00	31	0.01	2.77	38			
		1.88	0.00	34	2.98	0.00	40	3.88 C	0.00	35
	MIN	-3.26	2.77	34	-7.85	2.21	32			
		-1.51	2.77	40	-3.68	0.00	34	7.15 T	2.77	30
192	MAX	7.66	0.00	35	2.47	2.78	40			
		0.10	0.00	34	0.24	2.78	34	17.77 C	0.00	40
	MIN	-2.35	2.78	32	-13.00	2.78	35			
		-0.04	2.78	41	-0.11	2.78	41	23.68 T	2.78	34
193	MAX	12.52	0.00	35	1.56	1.05	38			
		0.50	0.00	40	0.52	1.05	40	12.33 C	0.00	40
	MIN	-1.90	1.05	38	-11.71	1.05	35			
		-0.94	1.05	34	-0.98	1.05	34	15.53 T	1.05	35
194	MAX	0.84	0.00	39	0.51	0.11	38			
		1.88	0.00	34	1.43	0.11	34	1.36 C	0.00	39
	MIN	-6.90	0.11	30	-7.80	0.00	32			
		-1.51	0.11	40	-1.12	0.11	40	3.83 T	0.11	30
195	MAX	6.07	0.00	32	1.00	2.77	38			
		2.07	0.00	34	3.93	0.00	40	14.09 C	0.00	35
	MIN	-4.56	2.77	34	-9.34	2.77	32			
		-2.02	2.77	40	-4.03	0.00	34	10.88 T	2.77	32
196	MAX	0.36	0.00	40	0.01	0.00	40			
		0.53	0.00	40	0.62	0.00	35	8.16 C	0.00	34



	MIN	-9.90	0.97	34	-8.48	0.00	34			
		-0.64	0.97	35	-0.51	0.00	40	5.15 T	0.97	32
197	MAX	6.96	0.00	34	0.00	0.00	23			
		0.80	0.00	35	0.78	0.97	35	61.36 C	0.00	35
	MIN	-0.28	0.97	40	-5.61	0.97	34			
		-0.83	0.97	32	-0.81	0.97	32	54.68 T	0.97	40
198	MAX	-0.42	0.00	39	0.23	0.11	38			
		1.77	0.00	34	1.44	0.11	34	3.08 C	0.00	34
	MIN	-4.33	0.11	33	-6.77	0.00	32			
		-1.71	0.11	40	-1.40	0.11	40	1.43 T	0.11	32
199	MAX	3.85	0.00	32	0.09	2.77	38			
		1.77	0.00	34	3.18	0.00	40	5.27 C	0.00	34
	MIN	-4.37	2.77	34	-8.47	0.00	34			
		-1.71	2.77	40	-3.31	0.00	34	3.67 T	2.77	33
200	MAX	5.68	0.00	35	1.05	0.00	38			
		2.17	0.00	34	1.60	0.15	34	13.56 C	0.00	34
	MIN	-9.61	0.15	32	-9.29	0.00	32			
		-1.86	0.15	40	-1.35	0.15	40	13.08 T	0.15	40
201	MAX	6.21	0.00	32	1.54	0.00	40			
		2.17	0.00	34	3.76	0.00	40	18.25 C	0.00	34
	MIN	-5.04	2.77	34	-9.29	2.77	32			
		-1.86	2.77	40	-4.37	0.00	34	15.78 T	2.77	32
202	MAX	3.58	0.00	32	1.70	0.00	32			
		0.60	0.00	35	0.67	2.32	35	5.82 C	0.00	38
	MIN	-3.00	2.32	24	-1.79	0.93	37			
		-0.56	2.32	40	-0.71	0.00	35	8.84 T	2.32	37
203	MAX	1.04	0.00	41	0.67	0.00	41			
		0.97	0.00	35	0.97	0.00	40	49.93 C	0.00	34
	MIN	-4.82	0.97	34	-3.53	0.00	34			
		-0.99	0.97	40	-0.94	0.00	35	39.61 T	0.97	32
204	MAX	15.63	0.00	34	2.47	0.11	40			
		0.10	0.00	34	0.09	0.00	41	13.82 C	0.00	40
	MIN	-8.99	0.11	40	-13.00	0.11	35			
		-0.04	0.11	41	-0.23	0.00	34	18.05 T	0.11	34
205	MAX	0.90	0.00	38	0.51	0.00	38			
		0.60	0.00	39	1.24	0.00	30	0.72 C	0.00	40
	MIN	-8.50	1.05	32	-7.50	0.00	32			
		-1.18	1.05	30	-0.62	0.00	39	2.12 T	1.05	35
206	MAX	3.87	0.00	35	1.09	0.11	38			
		2.07	0.00	34	1.56	0.11	34	10.21 C	0.00	35
	MIN	-6.53	0.11	32	-9.34	0.00	32			
		-2.02	0.11	40	-1.52	0.11	40	9.12 T	0.11	40
207	MAX	4.50	0.00	30	4.31	1.00	35			
		3.10	0.00	32	1.71	1.00	32	2.44 C	0.00	35

the scale towards document
C1 B1 A1 C2 B2 A2 B5 A5 20 18 17 16 11 10 09 03 02 01 C7 B7 A7 C8 B8 A8 C9 B9
Patch Reference numbers on UTT TE263 Serial No. 380
Image Engineering Scan Reference Chart

	MIN	-3.47	1.00	39	-3.88	1.00	30			
		-3.62	1.00	34	-2.17	1.00	34	3.15 T	1.00	32
208	MAX	5.13	0.00	33	5.42	0.00	35			
		23.33	0.00	34	1.80	0.00	40	31.74 C	0.00	35
	MIN	-2.68	0.20	38	-3.46	0.00	30			
		-11.32	0.20	40	-3.04	0.00	34	30.85 T	0.20	40
209	MAX	2.55	0.00	39	2.97	0.00	39			
		3.52	1.00	35	2.74	1.00	35	64.35 C	0.00	35
	MIN	-4.91	1.00	34	-4.07	0.00	30			
		-2.19	1.00	32	-2.37	1.00	40	64.71 T	1.00	40
210	MAX	16.45	0.00	34	5.53	1.00	39			
		0.63	0.00	32	0.62	1.00	32	23.32 C	0.00	40
	MIN	-5.83	1.00	39	-16.05	1.00	34			
		-1.37	1.00	34	-1.15	1.00	34	27.64 T	1.00	35
211	MAX	1.19	0.00	40	5.77	0.20	39			
		26.75	0.00	34	2.33	0.00	32	27.05 C	0.00	40
	MIN	-2.90	0.20	35	-16.04	0.00	34			
		-21.09	0.20	40	-3.21	0.00	34	29.77 T	0.20	35
212	MAX	6.08	0.00	39	5.77	0.00	39			
		3.81	0.00	34	3.20	1.00	34	31.51 C	0.00	40
	MIN	-15.91	1.00	34	-15.51	0.00	34			
		-1.79	1.00	32	-1.67	1.00	32	32.49 T	1.00	35
213	MAX	2.98	0.00	40	2.08	0.00	38			
		6.61	0.00	40	3.43	1.00	40	1.80 C	0.00	32
	MIN	-5.75	1.00	35	-3.81	0.00	35			
		-5.71	1.00	35	-3.18	0.00	40	1.51 T	1.00	34
214	MAX	5.35	0.00	38	5.05	0.00	38			
		1.29	0.00	40	1.36	0.00	37	26.81 C	0.00	32
	MIN	-12.32	1.00	31	-11.91	0.00	31			
		-1.41	1.00	35	-1.30	0.00	40	22.51 T	1.00	37
215	MAX	0.06	0.00	38	5.05	0.20	38			
		6.86	0.00	39	1.04	0.00	30	29.70 C	0.00	32
	MIN	-0.87	0.20	33	-12.00	0.00	31			
		-7.83	0.00	30	-1.23	0.00	35	24.88 T	0.20	37
216	MAX	12.40	0.00	31	5.05	1.00	38			
		2.01	0.00	32	2.00	1.00	32	33.31 C	0.00	32
	MIN	-5.36	1.00	38	-11.99	1.00	31			
		-2.99	1.00	35	-2.77	1.00	35	27.29 T	1.00	37
217	MAX	4.81	0.00	35	5.48	1.00	34			
		8.39	0.00	40	4.27	1.00	40	1.61 C	0.00	32
	MIN	-4.37	1.00	38	-3.56	1.00	31			
		-8.40	0.00	35	-4.51	1.00	35	0.87 T	1.00	34
218	MAX	-0.79	0.00	38	8.84	0.20	34			
		18.56	0.00	32	2.71	0.20	40	1.28 C	0.00	34



	MIN	-6.71	0.20	24	-5.61	0.00	32			
		-33.08	0.20	34	-4.91	0.20	34	0.17 T	0.20	41
219	MAX	6.80	0.00	34	7.56	0.00	34			
		2.58	0.00	30	1.68	0.00	35	3.02 C	0.00	34
	MIN	-3.16	1.00	40	-3.75	0.00	40			
		-3.56	0.00	35	-1.78	0.00	30	1.55 T	1.00	40
220	MAX	14.79	0.00	32	12.66	1.00	38			
		2.28	0.00	40	2.26	1.00	40	35.32 C	0.00	32
	MIN	-12.97	1.00	38	-14.38	1.00	32			
		-2.97	0.00	35	-2.75	1.00	35	29.04 T	1.00	37
221	MAX	0.66	0.00	38	12.79	0.00	38			
		7.90	0.00	31	3.40	0.00	34	38.61 C	0.00	32
	MIN	-4.31	0.20	32	-15.22	0.00	32			
		-18.28	0.00	34	-2.00	0.00	40	31.50 T	0.20	37
222	MAX	13.09	0.00	38	12.79	0.00	38			
		1.81	0.00	30	0.91	0.00	39	42.27 C	0.00	32
	MIN	-15.61	1.00	32	-15.21	0.00	32			
		-1.12	0.00	39	-1.60	0.00	30	33.10 T	1.00	37
223	MAX	22.65	0.00	34	6.57	1.00	39			
		0.65	1.00	35	0.43	1.00	35	21.74 C	0.00	40
	MIN	-6.88	1.00	39	-22.24	1.00	34			
		-0.74	1.00	38	-0.53	1.00	38	24.95 T	1.00	35
224	MAX	-0.23	0.00	41	6.78	0.20	39			
		31.54	0.00	34	3.24	0.20	34	25.28 C	0.00	40
	MIN	-3.19	0.20	34	-22.24	0.00	34			
		-19.26	0.20	40	-3.06	0.00	34	26.94 T	0.20	34
225	MAX	7.09	0.00	39	6.78	0.00	39			
		1.60	0.00	32	0.95	1.00	36	28.82 C	0.00	40
	MIN	-22.02	1.00	34	-21.62	0.00	34			
		-2.07	1.00	41	-1.49	1.00	41	32.85 T	1.00	34
226	MAX	2.15	0.00	30	3.08	1.00	35			
		1.45	0.00	32	0.75	1.00	32	2.29 C	0.00	35
	MIN	-2.42	1.00	35	-1.61	1.00	30			
		-2.07	1.00	34	-1.24	1.00	34	2.94 T	1.00	32
227	MAX	12.09	0.00	34	4.05	0.00	35			
		26.46	0.00	34	2.40	0.20	34	30.72 C	0.00	34
	MIN	-4.26	0.20	40	-3.06	0.20	30			
		-10.21	0.00	39	-2.89	0.00	34	29.69 T	0.20	40
228	MAX	1.72	0.00	40	1.81	1.00	34			
		2.78	1.00	35	2.14	1.00	35	46.62 C	0.00	35
	MIN	-5.68	1.00	34	-3.79	0.00	30			
		-2.03	1.00	38	-1.16	1.00	40	38.04 T	1.00	40
229	MAX	15.52	0.00	32	20.45	1.00	34			
		0.49	0.00	38	0.30	1.00	40	54.34 C	0.00	40



	MIN	-20.85	1.00	34	-15.12	1.00	32			
		-0.90	0.00	35	-0.70	1.00	35	45.60 T	1.00	37
230	MAX	7.49	0.00	34	20.47	0.00	34			
		8.18	0.20	39	1.78	0.00	34	55.37 C	0.00	40
	MIN	-1.68	0.20	39	-15.44	0.20	32			
		-23.56	0.20	34	-2.92	0.20	34	46.22 T	0.20	37
231	MAX	19.40	0.00	34	18.99	0.00	34			
		1.83	0.00	34	0.81	0.00	40	56.16 C	0.00	40
	MIN	-15.83	1.00	32	-15.43	0.00	32			
		-0.82	1.00	40	-1.62	0.00	34	46.29 T	1.00	37
232	MAX	3.54	0.00	31	5.56	1.00	34			
		3.47	0.00	32	1.68	0.00	35	2.52 C	0.00	32
	MIN	-4.28	1.00	38	-2.98	1.00	31			
		-3.59	0.00	35	-1.93	0.00	32	1.85 T	1.00	34
233	MAX	10.64	0.00	40	14.18	0.20	34			
		19.61	0.00	40	3.84	0.00	34	18.09 C	0.00	34
	MIN	-30.86	0.20	34	-7.21	0.20	40			
		-40.65	0.20	34	-4.28	0.20	34	11.38 T	0.20	40
234	MAX	13.59	0.00	34	13.49	0.00	34			
		2.94	0.00	34	1.01	0.00	40	1.04 C	0.00	34
	MIN	-7.09	1.00	40	-6.93	0.00	40			
		-1.49	1.00	40	-1.98	0.00	34	0.52 T	1.00	40
235	MAX	6.17	0.00	38	6.03	0.00	38			
		3.43	0.00	34	1.89	0.00	32	8.33 C	0.00	30
	MIN	-11.97	1.05	31	-11.12	0.00	31			
		-3.61	1.05	32	-1.89	1.05	32	9.77 T	1.05	35
236	MAX	1.79	0.00	34	1.09	0.00	38			
		1.59	0.00	35	1.37	0.00	32	3.83 C	0.00	34
	MIN	-9.52	1.05	32	-8.62	0.00	32			
		-1.31	1.05	32	-1.66	0.00	35	3.13 T	1.05	40
237	MAX	4.25	0.00	39	3.76	0.00	39			
		2.11	0.00	34	0.56	0.02	34	5.71 C	0.00	31
	MIN	-9.44	0.02	30	-10.36	0.00	30			
		-2.63	0.02	33	-0.38	0.00	40	11.42 T	0.02	34
238	MAX	1.10	0.00	40	0.73	0.00	40			
		0.53	0.00	40	0.48	0.00	35	6.01 C	0.00	40
	MIN	-8.49	0.97	37	-7.10	0.00	37			
		-0.50	0.97	35	-0.51	0.00	40	5.63 T	0.97	37
239	MAX	0.93	0.00	35	3.34	0.20	34			
		8.64	0.20	31	2.03	0.00	34	1.28 C	0.00	32
	MIN	-3.13	0.20	32	-2.84	0.00	31			
		-16.73	0.20	34	-1.65	0.00	32	0.79 T	0.20	35
240	MAX	2.49	0.00	38	2.77	0.00	38			
		6.04	0.00	32	4.22	0.00	35	1.38 C	0.00	34



	MIN	-4.26	1.00	35	-3.10	0.00	35			
		-7.59	0.00	35	-3.22	0.00	32	0.78 T	1.00	40
241	MAX	2.22	0.00	38	3.35	1.00	35			
		2.67	0.00	32	1.31	0.00	34	2.18 C	0.00	34
	MIN	-2.52	1.00	35	-1.61	1.00	38			
		-3.16	1.00	34	-1.64	1.00	34	2.69 T	1.00	32
242	MAX	3.05	0.00	33	4.45	0.00	35			
		6.72	0.00	30	1.34	0.00	35	5.56 C	0.00	37
	MIN	-0.72	0.20	38	-2.63	0.20	32			
		-15.36	0.00	35	-1.72	0.20	35	5.14 T	0.20	40
243	MAX	1.89	0.00	40	2.13	1.00	34			
		3.77	0.00	40	2.10	0.00	34	2.23 C	0.00	40
	MIN	-3.84	1.00	34	-2.03	1.00	40			
		-4.35	1.00	34	-2.03	1.00	34	2.29 T	1.00	34
244	MAX	12.79	0.00	34	2.94	1.00	39			
		0.69	1.00	31	0.47	1.00	31	4.36 C	0.00	34
	MIN	-3.24	1.00	39	-12.38	1.00	34			
		-1.01	1.00	34	-0.81	1.00	34	2.63 T	1.00	33
245	MAX	0.57	0.00	34	2.94	0.00	39			
		7.83	0.00	34	0.75	0.20	34	3.77 C	0.00	34
	MIN	-1.56	0.20	32	-12.48	0.20	34			
		-4.12	0.00	39	-0.81	0.00	34	2.73 T	0.20	33
246	MAX	3.20	0.00	39	2.90	0.00	39			
		0.70	1.00	39	0.75	0.00	34	3.09 C	0.00	34
	MIN	-12.89	1.00	34	-12.48	0.00	34			
		-0.74	1.00	34	-0.46	0.00	40	2.80 T	1.00	33
247	MAX	4.23	0.00	38	4.02	0.00	38			
		2.97	0.00	34	1.57	1.05	34	6.59 C	0.00	34
	MIN	-10.45	1.05	32	-9.54	0.00	32			
		-2.90	1.05	40	-1.54	1.05	40	4.76 T	1.05	39
248	MAX	0.59	0.00	38	0.22	0.00	38			
		0.68	0.00	35	0.30	0.00	32	1.64 C	0.00	40
	MIN	-7.42	1.05	32	-6.42	0.00	32			
		-0.29	1.05	32	-0.72	0.00	35	2.62 T	1.05	35
249	MAX	9.01	0.00	34	3.05	0.09	39			
		2.24	0.00	34	2.24	0.00	32	10.34 C	0.00	39
	MIN	-3.85	0.09	39	-8.08	0.09	30			
		-2.51	0.09	32	-1.94	0.00	34	11.09 T	0.09	34
250	MAX	12.07	0.00	35	5.25	0.09	40			
		2.11	0.00	34	2.12	0.00	32	17.28 C	0.00	32
	MIN	-6.84	0.09	40	-11.50	0.09	35			
		-2.38	0.09	32	-1.89	0.00	34	17.53 T	0.09	35
251	MAX	3.71	0.00	40	3.40	0.00	40			
		3.14	0.00	34	1.59	1.01	34	9.65 C	0.00	32



	MIN	-14.91	1.01	35	-13.77	0.00	35			
		-2.83	1.01	40	-1.58	0.00	34	15.44 T	1.01	35
252	MAX	1.22	0.00	38	0.86	0.00	38			
		2.30	0.00	35	2.00	0.00	32	6.07 C	0.00	34
	MIN	-9.05	1.01	32	-7.90	0.00	32			
		-1.98	1.01	32	-2.32	0.00	35	5.13 T	1.01	40
253	MAX	9.73	0.00	32	4.40	0.12	35			
		1.28	0.00	34	0.98	0.00	40	24.56 C	0.00	35
	MIN	-7.50	0.12	35	-10.03	0.12	32			
		-1.10	0.12	32	-1.12	0.00	34	14.20 T	0.12	32
254	MAX	5.44	0.00	35	-0.79	0.00	39			
		1.19	0.00	34	0.86	0.00	40	1.26 C	0.00	34
	MIN	-0.45	0.12	40	-6.31	0.12	33			
		-1.02	0.12	40	-1.01	0.00	34	1.27 T	0.12	33
255	MAX	10.27	0.00	32	2.90	1.00	38			
		2.82	0.00	32	2.79	1.00	32	20.95 C	0.00	36
	MIN	-3.21	1.00	38	-9.86	1.00	32			
		-2.42	0.00	35	-2.19	1.00	35	19.64 T	1.00	41
256	MAX	0.99	0.00	32	2.94	0.20	38			
		3.87	0.20	39	1.29	0.20	40	23.21 C	0.00	32
	MIN	-0.78	0.20	35	-10.04	0.20	32			
		-6.52	0.20	34	-1.42	0.20	34	20.45 T	0.20	41
257	MAX	3.24	0.00	38	2.94	0.00	38			
		0.55	0.00	30	1.16	0.00	35	26.11 C	0.00	32
	MIN	-10.44	1.00	32	-10.04	0.00	32			
		-1.37	0.00	35	-0.41	0.00	33	21.82 T	1.00	37
258	MAX	3.45	0.00	35	2.34	0.00	34			
		9.65	0.00	32	5.04	1.00	32	1.07 C	0.00	32
	MIN	-2.07	1.00	32	-2.67	0.00	32			
		-8.17	1.00	34	-4.61	0.00	32	1.12 T	1.00	34
259	MAX	1.31	0.00	35	4.32	0.20	34			
		11.85	0.00	40	1.93	0.20	40	0.48 C	0.00	34
	MIN	-1.54	0.20	33	-3.55	0.00	40			
		-16.03	0.20	34	-2.16	0.20	34	0.45 T	0.20	40
260	MAX	2.38	0.00	34	3.21	0.00	34			
		2.86	0.00	32	2.22	0.00	35	1.54 C	0.00	34
	MIN	-1.76	1.00	39	-2.42	0.00	40			
		-4.45	0.00	35	-2.02	1.00	35	1.43 T	1.00	40
261	MAX	2.46	0.00	32	3.74	1.00	35			
		3.60	0.00	40	2.23	1.00	40	2.69 C	0.00	34
	MIN	-2.77	1.00	35	-3.81	1.00	32			
		-3.81	1.00	34	-2.26	1.00	34	3.16 T	1.00	32
262	MAX	3.44	0.00	32	5.73	0.20	35			
		12.51	0.00	34	2.19	0.00	40	37.43 C	0.00	35



	MIN	-4.15	0.20	35	-6.07	0.20	32			
		-14.28	0.20	40	-2.09	0.00	34	38.10 T	0.20	32
263	MAX	2.55	0.00	35	3.78	0.00	35			
		4.00	1.00	35	3.35	1.00	35	96.71 C	0.00	35
	MIN	-2.17	1.00	30	-4.13	0.00	32			
		-2.50	1.00	32	-2.76	1.00	32	90.36 T	1.00	40
264	MAX	10.40	0.00	32	3.98	1.00	39			
		1.68	0.00	40	1.65	1.00	40	33.69 C	0.00	32
	MIN	-4.28	1.00	39	-9.99	1.00	32			
		-1.89	1.00	34	-1.66	1.00	34	34.90 T	1.00	35
265	MAX	3.23	0.00	40	4.36	0.20	39			
		12.07	0.00	34	1.65	0.00	40	35.34 C	0.00	32
	MIN	-3.80	0.20	35	-10.61	0.20	32			
		-12.44	0.20	40	-1.66	0.00	34	36.30 T	0.20	35
266	MAX	4.66	0.00	39	4.36	0.00	39			
		1.14	0.00	34	1.67	1.00	34	37.29 C	0.00	32
	MIN	-11.01	1.00	32	-10.61	0.00	32			
		-0.60	1.00	32	-1.43	1.00	40	38.07 T	1.00	35
267	MAX	16.63	0.00	35	3.23	1.00	40			
		0.69	1.00	35	0.47	1.00	35	18.35 C	0.00	36
	MIN	-3.53	1.00	40	-16.23	1.00	35			
		-0.67	1.00	30	-0.46	1.00	30	19.05 T	1.00	41
268	MAX	0.61	0.00	32	3.22	0.00	40			
		11.25	0.20	35	2.74	0.20	35	18.75 C	0.00	36
	MIN	-0.76	0.20	35	-16.23	0.00	35			
		-6.42	0.20	32	-1.82	0.20	32	19.45 T	0.20	41
269	MAX	3.42	0.00	40	3.12	0.00	40			
		3.23	0.00	32	3.97	0.00	35	19.83 C	0.00	36
	MIN	-16.49	1.00	35	-16.08	0.00	35			
		-4.19	0.00	35	-3.22	0.00	32	19.60 T	1.00	41
270	MAX	5.68	0.00	35	2.74	1.00	40			
		2.26	0.00	40	1.72	0.00	34	1.24 C	0.00	32
	MIN	-4.05	1.00	40	-4.89	1.00	35			
		-3.31	1.00	34	-1.38	1.00	34	1.20 T	1.00	34
271	MAX	5.00	0.00	35	2.22	0.20	40			
		14.59	0.20	35	3.37	0.20	35	1.52 C	0.00	32
	MIN	-3.91	0.20	32	-5.36	0.20	35			
		-5.76	0.20	32	-2.17	0.20	32	1.44 T	0.20	35
272	MAX	3.87	0.00	40	2.91	0.00	40			
		7.95	0.00	40	5.52	0.00	35	0.67 C	0.00	30
	MIN	-6.93	1.00	35	-5.95	0.00	35			
		-9.35	0.00	35	-4.63	0.00	40	0.54 T	1.00	39
273	MAX	2.10	0.00	32	3.20	1.00	35			
		0.72	0.00	40	0.73	0.00	34	1.48 C	0.00	34



	MIN	-3.05	1.00	35	-2.55	1.00	32			
		-1.43	1.00	34	-0.58	0.00	40	1.31 T	1.00	40
274	MAX	1.22	0.00	33	3.71	0.20	35			
		12.00	0.00	32	1.48	0.00	35	2.13 C	0.00	33
	MIN	-1.37	0.20	34	-3.26	0.20	32			
		-16.16	0.00	35	-1.74	0.20	35	2.99 T	0.20	35
275	MAX	2.77	0.00	35	3.05	0.00	35			
		0.86	1.00	39	0.51	0.00	34	0.73 C	0.00	40
	MIN	-2.28	1.00	32	-2.59	0.00	32			
		-1.77	1.00	34	-1.05	1.00	34	1.58 T	1.00	34
276	MAX	12.53	0.00	32	3.59	1.00	39			
		0.61	1.00	35	0.39	1.00	35	6.46 C	0.00	34
	MIN	-3.89	1.00	39	-12.12	1.00	32			
		-0.35	1.00	30	-0.18	1.00	32	4.15 T	1.00	32
277	MAX	1.13	0.00	32	3.68	0.20	39			
		6.04	0.00	32	0.97	0.00	35	6.76 C	0.00	34
	MIN	-1.05	0.20	35	-12.33	0.20	32			
		-10.36	0.00	35	-1.09	0.20	35	4.84 T	0.20	32
278	MAX	3.99	0.00	39	3.68	0.00	39			
		1.05	1.00	35	0.40	0.00	32	6.80 C	0.00	34
	MIN	-12.74	1.00	32	-12.34	0.00	32			
		-0.66	1.00	32	-0.57	0.00	35	5.45 T	1.00	32
279	MAX	1.02	0.00	32	0.12	0.00	33			
		1.58	1.00	35	1.21	1.00	35	0.37 C	0.00	32
	MIN	-0.04	1.00	41	-0.85	1.00	32			
		-1.02	1.00	38	-0.80	1.00	40	0.04 T	1.00	39
280	MAX	5.44	0.00	40	9.47	1.00	41			
		1.25	0.00	37	1.03	1.00	37	1.12 C	0.00	35
	MIN	-6.45	1.00	37	-13.49	1.00	36			
		-1.18	1.00	40	-1.08	1.00	40	1.06 T	1.00	30
281	MAX	78.59	0.00	25	1.33	2.00	39			
		0.17	0.00	34	0.85	5.00	34	60.60 C	0.00	32
	MIN	-1.44	5.00	41	-190.94	5.00	25			
		-0.17	5.00	31	-0.87	5.00	31	113.62 T	5.00	34
282	MAX	78.59	0.00	25	1.33	2.00	38			
		0.12	0.00	37	0.59	5.00	37	104.24 C	0.00	40
	MIN	-1.44	5.00	41	-190.93	5.00	25			
		-0.08	5.00	32	-0.39	5.00	32	96.21 T	5.00	35
283	MAX	1.44	0.00	40	1.33	3.00	39			
		0.52	0.00	39	1.70	5.00	39	46.87 C	0.00	33
	MIN	-78.59	5.00	25	-190.94	0.00	25			
		-0.51	5.00	34	-1.70	5.00	34	69.11 T	5.00	34
284	MAX	2.19	0.00	23	0.00	0.00	23			
		0.43	0.00	33	1.74	0.00	36	65.65 C	0.00	30



	MIN	-2.19	5.00	23	-2.63	3.00	23			
		-0.60	5.00	36	-1.27	5.00	32	111.52 T	5.00	36
285	MAX	1.44	0.00	40	1.33	3.00	38			
		0.74	0.00	39	1.97	5.00	39	53.58 C	0.00	40
	MIN	-78.59	5.00	25	-190.94	0.00	25			
		-0.57	5.00	34	-1.72	0.00	39	109.93 T	5.00	35
286	MAX	2.64	0.00	23	0.00	0.00	23			
		0.80	0.00	31	1.44	2.50	31	43.70 C	0.00	31
	MIN	0.30	2.50	41	-3.86	2.50	23			
		-0.78	2.50	37	-1.20	2.50	34	83.13 T	2.50	37
287	MAX	2.19	0.00	23	0.00	0.00	23			
		0.72	0.00	36	2.25	5.00	36	73.72 C	0.00	31
	MIN	-2.19	5.00	23	-2.63	3.00	23			
		-0.43	5.00	33	-1.34	0.00	36	150.73 T	5.00	37
288	MAX	121.55	0.00	24	195.75	5.00	30			
		0.67	0.00	40	3.34	5.00	40	28.86 C	0.00	30
	MIN	-197.74	5.00	24	-115.38	2.00	24			
		-1.16	5.00	35	-5.78	5.00	35	29.56 T	5.00	37
289	MAX	197.35	0.00	24	203.53	0.00	33			
		2.28	0.00	34	8.42	0.00	39	33.38 C	0.00	33
	MIN	-121.94	5.00	24	-116.16	3.00	24			
		-1.69	5.00	39	-11.37	0.00	34	33.35 T	5.00	34
290	MAX	197.27	0.00	24	197.46	0.00	33			
		2.13	0.00	34	13.38	0.00	31	33.40 C	0.00	33
	MIN	-122.02	5.00	24	-116.33	3.00	24			
		-2.68	5.00	31	-10.65	0.00	34	33.26 T	5.00	35
291	MAX	41.43	0.00	25	0.00	0.00	23			
		0.31	0.00	41	1.21	0.00	34	137.74 C	0.00	35
	MIN	-49.74	5.00	25	-55.70	3.00	25			
		-0.59	5.00	34	-1.72	5.00	34	139.36 T	5.00	41
292	MAX	41.43	0.00	25	0.00	0.00	23			
		0.40	0.00	35	1.03	5.00	34	27.93 C	0.00	32
	MIN	-49.74	5.00	25	-55.70	3.00	25			
		-0.10	5.00	40	-1.39	0.00	35	25.79 T	5.00	37
293	MAX	49.74	0.00	25	0.00	0.00	23			
		0.42	0.00	38	2.09	0.00	36	117.39 C	0.00	37
	MIN	-41.43	5.00	25	-55.70	2.00	25			
		-0.76	5.00	36	-1.70	5.00	36	52.70 T	5.00	38
294	MAX	48.19	0.97	35	28.48	0.97	40			
		4.85	0.97	40	8.84	0.00	34	202.70 C	0.00	38
	MIN	-47.82	0.97	40	-27.67	0.97	35			
		-13.80	0.00	34	-4.51	0.97	35	222.35 T	0.97	35
295	MAX	17.91	0.00	40	39.38	0.00	40			
		3.59	3.08	32	0.34	0.00	41	230.57 C	0.00	38

the scale towards document
Image Engineering Scan Reference Chart TE263 Serial No. 380
Patch Reference numbers on UTT

	MIN	-17.17	0.00	35	-37.58	0.00	34		
		-2.71	0.00	23	-3.77	1.23	32	202.49 T	3.08	35
296	MAX	6.41	0.00	40	0.90	0.00	40		
		41.74	0.00	34	11.59	0.14	34	65.36 C	0.00	35
	MIN	-10.22	0.14	34	-1.43	0.00	34		
		-32.87	0.14	32	-10.90	0.14	40	65.73 T	0.14	40
297	MAX	22.34	0.00	37	3.12	0.00	37		
		11.70	0.00	32	3.19	0.00	34	60.48 C	0.00	40
	MIN	-9.69	0.14	40	-1.35	0.00	40		
		-22.76	0.14	34	-1.64	0.00	32	62.09 T	0.14	35
298	MAX	27.60	0.97	35	20.11	0.97	40		
		1.80	0.97	40	4.88	0.00	34	201.64 C	0.00	38
	MIN	-17.52	0.97	40	-21.68	0.97	35		
		-7.85	0.00	34	-2.79	0.97	35	243.86 T	0.97	35
299	MAX	20.75	0.00	40	32.39	0.00	40		
		6.40	3.08	35	7.89	3.08	35	251.92 C	0.00	38
	MIN	-19.10	0.00	35	-29.03	0.00	34		
		-2.90	0.00	38	-3.85	0.00	35	248.58 T	3.08	35
300	MAX	2.40	0.00	40	0.33	0.00	40		
		60.45	0.00	34	12.00	0.14	34	46.70 C	0.00	35
	MIN	-5.66	0.14	35	-0.79	0.00	35		
		-54.08	0.14	40	-12.28	0.14	40	38.27 T	0.14	40
301	MAX	21.24	0.00	35	2.97	0.00	35		
		52.71	0.00	32	8.18	0.14	32	27.83 C	0.00	41
	MIN	-11.87	0.14	40	-1.66	0.00	40		
		-59.94	0.14	34	-7.55	0.14	34	23.56 T	0.14	35
302	MAX	14.41	4.05	35	15.38	1.62	35		
		3.17	4.05	32	3.20	0.00	34	91.41 C	0.00	38
	MIN	-14.41	4.05	32	-15.39	1.62	32		
		-4.52	0.00	23	-2.93	2.43	32	100.67 T	4.05	35
303	MAX	70.78	0.97	35	32.77	0.00	35		
		2.33	0.97	40	6.70	0.00	34	52.05 C	0.00	30
	MIN	-65.66	0.97	40	-32.57	0.97	35		
		-11.99	0.00	34	-4.17	0.97	35	81.67 T	0.97	35
304	MAX	25.74	0.00	40	43.28	0.00	40		
		3.93	3.08	35	0.18	0.00	41	59.16 C	0.00	34
	MIN	-26.92	0.00	35	-46.92	0.00	35		
		-2.99	0.00	23	-4.09	1.23	35	33.23 T	3.08	39
305	MAX	4.31	0.00	40	0.60	0.00	40		
		52.80	0.00	35	14.35	0.14	35	97.70 C	0.00	35
	MIN	-8.24	0.14	34	-1.15	0.00	34		
		-44.35	0.14	32	-12.60	0.14	40	91.40 T	0.14	40
306	MAX	16.20	0.00	37	2.26	0.00	37		
		10.37	0.00	40	1.70	0.00	34	86.07 C	0.00	40



MIN	-5.38	0.14	40	-0.75	0.00	40			
	-12.12	0.14	34	-1.45	0.00	40	94.49 T	0.14	35
307 MAX	-0.87	0.00	41	0.00	2.10	23			
	8.25	2.10	35	5.71	0.42	40	46.77 C	0.00	32
MIN	-7.70	2.10	36	-12.46	0.00	36			
	-7.16	2.10	40	-7.53	0.42	35	53.46 T	2.10	37
308 MAX	6.77	0.00	33	16.96	0.00	41			
	12.07	4.78	34	13.25	1.91	40	70.23 C	0.00	32
MIN	-9.40	4.78	36	-25.76	0.00	36			
	-11.05	4.78	40	-16.18	1.91	34	76.12 T	4.78	37
309 MAX	118.88	0.00	36	11.74	0.14	41			
	12.46	0.00	40	1.74	0.14	40	19.29 C	0.00	41
MIN	-83.87	0.14	41	-16.64	0.14	36			
	-11.72	0.14	35	-1.64	0.14	35	20.02 T	0.14	34
310 MAX	3.77	0.00	41	4.50	0.00	41			
	0.29	0.00	39	0.13	0.00	33	1.08 C	0.00	35
MIN	-8.52	1.20	36	-9.50	0.00	36			
	-0.27	0.00	30	-0.07	0.72	38	1.06 T	1.20	30
311 MAX	3.10	0.00	32	8.08	3.50	35			
	0.85	0.00	40	2.23	0.00	34	38.78 C	3.50	32
MIN	-3.99	3.50	35	-7.93	3.50	32			
	-1.16	3.50	34	-2.27	3.50	35	0.58 C	0.00	39
312 MAX	0.69	0.00	39	1.68	2.75	32			
	0.00	0.00	38	0.58	0.00	32	9.54 C	2.75	36
MIN	-0.91	0.00	30	-0.57	1.65	39			
	-0.33	2.75	32	-0.34	2.75	36	3.40 T	0.00	41
313 MAX	7.42	0.00	24	0.00	0.00	23			
	0.29	0.00	40	0.28	0.96	40	1.01 C	0.00	36
MIN	0.49	0.96	39	-5.84	0.96	33			
	-0.29	0.96	34	-0.28	0.96	34	1.53 T	0.96	33
314 MAX	3.55	3.50	34	4.14	0.00	34			
	0.41	0.00	40	1.65	3.50	40	32.61 C	3.50	32
MIN	-0.37	3.50	39	-5.72	3.50	34			
	-0.91	3.50	35	-2.49	3.50	35	1.38 C	0.00	39
315 MAX	0.59	2.75	38	2.22	2.75	35			
	1.34	0.00	36	2.27	0.00	41	68.87 C	2.75	41
MIN	-1.44	2.75	35	-1.45	2.75	40			
	-0.96	2.75	41	-3.16	0.00	36	99.91 T	0.00	36
316 MAX	9.17	0.00	34	0.00	0.00	23			
	0.30	0.00	40	0.29	0.96	40	8.26 C	0.00	34
MIN	-0.10	0.96	39	-7.64	0.96	34			
	-0.53	0.96	34	-0.51	0.96	34	3.74 T	0.96	40
317 MAX	2.07	0.00	32	6.16	3.50	35			
	0.01	0.00	35	0.16	3.50	34	75.22 C	3.50	33



	MIN	-3.05	3.50	35	-5.93	3.50	32			
		-0.04	3.50	32	-0.18	3.50	32	29.85 T	0.00	40
318	MAX	1.03	0.00	40	1.61	0.00	40			
		0.06	0.00	36	0.10	1.75	34	50.92 C	1.75	35
	MIN	-1.70	0.00	34	-1.75	0.00	34			
		-0.05	1.75	41	-0.26	0.00	32	36.82 T	0.00	40
319	MAX	4.62	0.00	35	8.08	0.00	35			
		1.45	0.00	35	2.77	3.50	35	50.86 C	3.50	32
	MIN	-3.80	3.50	32	-7.93	0.00	32			
		-1.37	3.50	40	-2.68	3.50	40	2.07 C	0.00	39
320	MAX	3.41	0.00	32	5.84	0.00	32			
		0.25	0.00	35	1.12	0.00	32	57.25 C	3.50	30
	MIN	-1.73	0.00	34	-6.11	3.50	32			
		-0.37	3.50	32	-0.58	0.00	35	6.27 C	0.00	39
321	MAX	3.55	0.00	35	6.10	0.00	35			
		0.04	0.00	32	0.14	3.50	34	116.34 C	3.50	33
	MIN	-2.74	3.50	32	-5.98	0.00	32			
		-0.02	3.50	41	-0.18	0.00	32	42.11 T	0.00	40
322	MAX	1.78	0.00	35	2.14	0.00	35			
		0.03	0.00	32	0.19	0.00	34	63.52 C	2.25	35
	MIN	-0.86	2.25	40	-2.03	0.00	40			
		-0.02	2.25	34	-0.14	0.00	32	13.32 T	0.00	41
323	MAX	2.85	0.00	40	5.39	0.00	32			
		0.96	0.00	40	2.75	0.00	35	67.70 C	3.50	30
	MIN	-3.72	3.50	35	-5.50	0.00	35			
		-1.06	3.50	35	-2.68	0.00	40	2.40 C	0.00	39
324	MAX	15.49	0.50	34	2.88	0.00	34			
		9.43	0.00	34	4.99	0.50	35	78.68 C	0.50	30
	MIN	-11.48	0.50	40	-6.10	0.00	32			
		-10.80	0.50	32	-5.61	0.50	40	5.82 C	0.00	39
325	MAX	1.84	0.00	40	4.13	3.50	35			
		0.01	0.00	38	0.14	3.50	34	160.95 C	3.50	33
	MIN	-3.01	3.50	35	-3.83	0.00	35			
		-0.02	3.50	33	-0.16	3.50	33	76.31 T	0.00	40
326	MAX	0.34	0.00	39	0.95	0.00	40			
		0.01	0.00	36	0.13	1.75	34	105.96 C	1.75	32
	MIN	-1.21	0.00	34	-1.60	0.00	35			
		-0.02	1.75	41	-0.11	1.75	33	44.39 T	0.00	41
327	MAX	2.39	3.50	34	4.95	0.00	35			
		0.25	0.00	35	0.66	0.00	40	94.16 C	3.50	30
	MIN	-1.52	3.50	40	-4.58	0.00	40			
		-0.32	3.50	33	-0.96	0.00	35	2.03 C	0.00	39
328	MAX	3.80	3.50	30	4.90	0.00	30			
		0.25	0.00	38	1.58	0.00	33	116.37 C	3.50	34



	MIN	-2.24	3.50	39	-5.82	3.50	30			
		-1.05	3.50	33	-2.33	3.50	37	16.52 C	0.00	39
329	MAX	1.97	0.00	35	4.08	0.00	35			
		0.09	0.00	32	0.28	3.50	32	208.62 C	3.50	33
	MIN	-1.30	0.00	38	-3.21	3.50	32			
		-0.05	3.50	37	-0.25	3.50	41	111.94 T	0.00	40
330	MAX	1.79	1.75	34	1.49	0.00	35			
		0.15	0.00	32	0.20	0.00	34	198.72 C	1.75	32
	MIN	-0.29	1.75	39	-1.55	1.75	34			
		-0.09	1.75	37	-0.21	1.75	33	74.04 T	0.00	41
331	MAX	0.90	0.00	39	0.73	0.00	40			
		0.37	0.00	32	1.76	3.50	32	130.34 C	3.50	34
	MIN	-1.25	0.00	34	-1.82	0.00	34			
		-0.14	3.50	35	-0.96	3.50	37	1.74 C	0.00	39
332	MAX	1.27	3.50	30	1.92	0.70	30			
		0.76	0.00	32	2.20	3.50	32	125.88 C	3.50	30
	MIN	-0.88	3.50	39	-0.92	1.40	39			
		-0.76	3.50	35	-1.59	3.50	37	15.77 C	0.00	39
333	MAX	2.01	1.75	34	2.88	0.00	34			
		1.61	0.00	32	3.09	1.75	32	259.98 C	1.75	37
	MIN	-1.88	1.75	32	-3.30	0.00	32			
		-1.05	1.75	37	-2.08	1.75	37	153.39 T	0.00	40
334	MAX	1.34	0.00	39	1.70	0.00	39			
		1.45	0.00	32	2.89	1.75	32	253.96 C	1.75	32
	MIN	-3.39	0.00	34	-5.29	0.00	34			
		-0.90	1.75	37	-1.90	1.75	37	82.62 T	0.00	41
335	MAX	0.57	0.00	23	0.00	0.00	23			
		0.00	0.00	23	0.00	0.00	23	67.43 C	0.00	40
	MIN	-0.57	7.07	23	0.00	7.07	41			
		0.00	7.07	41	0.00	7.07	41	57.43 T	7.07	35
336	MAX	0.57	0.00	23	0.00	0.00	23			
		0.00	0.00	23	0.00	0.00	23	59.02 C	0.00	40
	MIN	-0.57	7.07	23	0.00	7.07	41			
		0.00	7.07	41	0.00	7.07	41	62.98 T	7.07	37
337	MAX	-0.30	0.00	38	0.00	2.50	23			
		0.87	0.00	34	1.44	0.00	31	44.67 C	0.00	31
	MIN	-2.64	2.50	23	-3.86	0.00	23			
		-1.14	2.50	39	-1.44	2.50	35	83.71 T	2.50	37
338	MAX	0.45	0.00	23	0.00	0.00	23			
		0.00	0.00	23	0.00	0.00	23	28.64 C	0.00	41
	MIN	-0.45	5.59	23	0.00	5.59	41			
		0.00	5.59	41	0.00	5.59	41	30.26 T	5.59	36
339	MAX	0.45	0.00	23	0.00	0.00	23			
		0.00	0.00	23	0.00	0.00	23	29.74 C	0.00	41



	MIN	-0.45	5.59	23	0.00	5.59	41			
		0.00	5.59	41	0.00	5.59	41	30.09 T	5.59	36
340	MAX	0.57	0.00	23	0.00	0.00	23			
		0.00	0.00	23	0.00	0.00	23	94.33 C	0.00	37
	MIN	-0.57	7.07	23	0.00	7.07	41			
		0.00	7.07	41	0.00	7.07	41	71.16 T	7.07	40
341	MAX	0.57	0.00	23	0.00	0.00	23			
		0.00	0.00	23	0.00	0.00	23	56.31 C	0.00	41
	MIN	-0.57	7.07	23	0.00	7.07	41			
		0.00	7.07	41	0.00	7.07	41	88.28 T	7.07	36
342	MAX	0.50	0.00	23	0.00	0.00	23			
		0.00	0.00	23	0.00	0.00	23	203.90 C	0.00	37
	MIN	-0.50	9.43	23	0.00	9.43	41			
		0.00	9.43	41	0.00	9.43	41	225.24 T	9.43	40
343	MAX	0.50	0.00	23	0.00	0.00	23			
		0.00	0.00	23	0.00	0.00	23	199.22 C	0.00	37
	MIN	-0.50	6.40	23	0.00	6.40	41			
		0.00	6.40	41	0.00	6.40	41	214.93 T	6.40	32
344	MAX	0.50	0.00	23	0.00	0.00	23			
		0.00	0.00	23	0.00	0.00	23	211.24 C	0.00	41
	MIN	-0.50	5.83	23	0.00	5.83	41			
		0.00	5.83	41	0.00	5.83	41	217.90 T	5.83	32
345	MAX	0.57	0.00	23	0.00	0.00	23			
		0.00	0.00	23	0.00	0.00	23	100.26 C	0.00	38
	MIN	-0.57	7.07	23	0.00	7.07	41			
		0.00	7.07	41	0.00	7.07	41	191.62 T	7.07	37
346	MAX	0.57	0.00	23	0.00	0.00	23			
		0.00	0.00	23	0.00	0.00	23	207.39 C	0.00	36
	MIN	-0.57	7.07	23	0.00	7.07	41			
		0.00	7.07	41	0.00	7.07	41	68.57 T	7.07	38
347	MAX	0.57	0.00	23	0.00	0.00	23			
		0.00	0.00	23	0.00	0.00	23	155.09 C	0.00	36
	MIN	-0.57	7.07	23	0.00	7.07	41			
		0.00	7.07	41	0.00	7.07	41	154.91 T	7.07	41
348	MAX	0.57	0.00	23	0.00	0.00	23			
		0.00	0.00	23	0.00	0.00	23	188.74 C	0.00	34
	MIN	-0.57	7.07	23	0.00	7.07	41			
		0.00	7.07	41	0.00	7.07	41	116.71 T	7.07	41
349	MAX	0.57	0.00	23	0.00	0.00	23			
		0.00	0.00	23	0.00	0.00	23	49.79 C	0.00	41
	MIN	-0.57	7.07	23	0.00	7.07	41			
		0.00	7.07	41	0.00	7.07	41	46.31 T	7.07	36
350	MAX	0.57	0.00	23	0.00	0.00	23			
		0.00	0.00	23	0.00	0.00	23	222.73 C	0.00	41

the scale towards document
C1 B1 A1 C2 B2 A5 B5 20 18 17 16 11 10 09 03 02 01 C7 B7 A7 C8 B8 A8 C9 B9
Image Engineering Scan Reference Chart TE263 Serial No. 380
Patch Reference numbers on UTT

	MIN	-0.57	7.07	23	0.00	7.07	41			
		0.00	7.07	41	0.00	7.07	41	219.92 T	7.07	35
351	MAX	0.50	0.00	23	0.00	0.00	23			
		0.00	0.00	23	0.00	0.00	23	245.50 C	0.00	37
	MIN	-0.50	9.43	23	0.00	9.43	41			
		0.00	9.43	41	0.00	9.43	41	258.00 T	9.43	40
352	MAX	0.50	0.00	23	0.00	0.00	23			
		0.00	0.00	23	0.00	0.00	23	230.86 C	0.00	37
	MIN	-0.50	6.40	23	0.00	6.40	41			
		0.00	6.40	41	0.00	6.40	41	244.35 T	6.40	32
353	MAX	0.50	0.00	23	0.00	0.00	23			
		0.00	0.00	23	0.00	0.00	23	188.39 C	0.00	41
	MIN	-0.50	5.83	23	0.00	5.83	41			
		0.00	5.83	41	0.00	5.83	41	197.21 T	5.83	32
354	MAX	0.55	0.00	23	0.00	0.00	23			
		0.00	0.00	23	0.00	0.00	23	207.58 C	0.00	41
	MIN	-0.55	6.10	23	0.00	6.10	41			
		0.00	6.10	41	0.00	6.10	41	191.10 T	6.10	36
355	MAX	0.55	0.00	23	0.00	0.00	23			
		0.00	0.00	23	0.00	0.00	23	211.48 C	0.00	41
	MIN	-0.55	6.10	23	0.00	6.10	41			
		0.00	6.10	41	0.00	6.10	41	203.45 T	6.10	36
356	MAX	0.55	0.00	23	0.00	0.00	23			
		0.00	0.00	23	0.00	0.00	23	239.14 C	0.00	41
	MIN	-0.55	6.10	23	0.00	6.10	41			
		0.00	6.10	41	0.00	6.10	41	237.82 T	6.10	36
357	MAX	0.55	0.00	23	0.00	0.00	23			
		0.00	0.00	23	0.00	0.00	23	220.18 C	0.00	41
	MIN	-0.55	6.10	23	0.00	6.10	41			
		0.00	6.10	41	0.00	6.10	41	221.78 T	6.10	36
358	MAX	0.55	0.00	23	0.00	0.00	23			
		0.00	0.00	23	0.00	0.00	23	354.07 C	0.00	41
	MIN	-0.55	6.10	23	0.00	6.10	41			
		0.00	6.10	41	0.00	6.10	41	349.17 T	6.10	36
359	MAX	0.55	0.00	23	0.00	0.00	23			
		0.00	0.00	23	0.00	0.00	23	322.26 C	0.00	41
	MIN	-0.55	6.10	23	0.00	6.10	41			
		0.00	6.10	41	0.00	6.10	41	317.98 T	6.10	36
360	MAX	0.55	0.00	23	0.00	0.00	23			
		0.00	0.00	23	0.00	0.00	23	368.45 C	0.00	35
	MIN	-0.55	6.10	23	0.00	6.10	41			
		0.00	6.10	41	0.00	6.10	41	358.31 T	6.10	38
361	MAX	0.55	0.00	23	0.00	0.00	23			
		0.00	0.00	23	0.00	0.00	23	298.05 C	0.00	35

	MIN	-0.55	6.10	23	0.00	6.10	41			
		0.00	6.10	41	0.00	6.10	41	275.19 T	6.10	38
362	MAX	0.50	0.00	23	0.00	0.00	23			
		0.00	0.00	23	0.00	0.00	23	93.88 C	0.00	39
	MIN	-0.50	5.83	23	0.00	5.83	41			
		0.00	5.83	41	0.00	5.83	41	105.47 T	5.83	34
363	MAX	0.50	0.00	23	0.00	0.00	23			
		0.00	0.00	23	0.00	0.00	23	88.17 C	0.00	39
	MIN	-0.50	6.40	23	0.00	6.40	41			
		0.00	6.40	41	0.00	6.40	41	91.16 T	6.40	34
364	MAX	0.50	0.00	23	0.00	0.00	23			
		0.00	0.00	23	0.00	0.00	23	88.51 C	0.00	39
	MIN	-0.50	9.43	23	0.00	9.43	41			
		0.00	9.43	41	0.00	9.43	41	90.83 T	9.43	34
365	MAX	0.55	0.00	23	0.00	0.00	23			
		0.00	0.00	23	0.00	0.00	23	340.14 C	0.00	35
	MIN	-0.55	6.10	23	0.00	6.10	41			
		0.00	6.10	41	0.00	6.10	41	321.24 T	6.10	38
366	MAX	0.55	0.00	23	0.00	0.00	23			
		0.00	0.00	23	0.00	0.00	23	268.06 C	0.00	35
	MIN	-0.55	6.10	23	0.00	6.10	41			
		0.00	6.10	41	0.00	6.10	41	263.29 T	6.10	38
367	MAX	0.50	0.00	23	0.00	0.00	23			
		0.00	0.00	23	0.00	0.00	23	122.19 C	0.00	35
	MIN	-0.50	5.83	23	0.00	5.83	41			
		0.00	5.83	41	0.00	5.83	41	117.76 T	5.83	38
368	MAX	0.50	0.00	23	0.00	0.00	23			
		0.00	0.00	23	0.00	0.00	23	104.95 C	0.00	35
	MIN	-0.50	6.40	23	0.00	6.40	41			
		0.00	6.40	41	0.00	6.40	41	79.42 T	6.40	30
369	MAX	0.50	0.00	23	0.00	0.00	23			
		0.00	0.00	23	0.00	0.00	23	65.63 C	0.00	39
	MIN	-0.50	6.40	23	0.00	6.40	41			
		0.00	6.40	41	0.00	6.40	41	68.45 T	6.40	34
370	MAX	0.50	0.00	23	0.00	0.00	23			
		0.00	0.00	23	0.00	0.00	23	107.50 C	0.00	31
	MIN	-0.50	5.83	23	0.00	5.83	41			
		0.00	5.83	41	0.00	5.83	41	89.78 T	5.83	34
371	MAX	0.50	0.00	23	0.00	0.00	23			
		0.00	0.00	23	0.00	0.00	23	101.46 C	0.00	31
	MIN	-0.50	6.40	23	0.00	6.40	41			
		0.00	6.40	41	0.00	6.40	41	86.56 T	6.40	34
372	MAX	0.50	0.00	23	0.00	0.00	23			
		0.00	0.00	23	0.00	0.00	23	74.32 C	0.00	31

the scale towards document

	MIN	-0.50	6.40	23	0.00	6.40	41			
		0.00	6.40	41	0.00	6.40	41	76.97 T	6.40	34
373	MAX	0.50	0.00	23	0.00	0.00	23			
		0.00	0.00	23	0.00	0.00	23	104.82 C	0.00	31
	MIN	-0.50	5.83	23	0.00	5.83	41			
		0.00	5.83	41	0.00	5.83	41	89.27 T	5.83	34
374	MAX	0.50	0.00	23	0.00	0.00	23			
		0.00	0.00	23	0.00	0.00	23	96.00 C	0.00	31
	MIN	-0.50	6.40	23	0.00	6.40	41			
		0.00	6.40	41	0.00	6.40	41	90.09 T	6.40	34
375	MAX	0.50	0.00	23	0.00	0.00	23			
		0.00	0.00	23	0.00	0.00	23	100.54 C	0.00	31
	MIN	-0.50	9.43	23	0.00	9.43	41			
		0.00	9.43	41	0.00	9.43	41	93.26 T	9.43	34
376	MAX	9.24	0.00	24	4.30	0.00	24			
		0.18	0.00	35	0.28	2.50	35	4.13 C	0.00	30
	MIN	-2.49	2.50	24	-4.80	2.00	24			
		-0.15	2.50	41	-0.21	2.50	41	3.77 T	2.50	37
377	MAX	-3.08	0.00	39	0.00	1.00	23			
		6.92	0.00	40	4.46	1.00	32	26.60 C	0.00	40
	MIN	-23.74	1.00	24	-21.26	0.00	24			
		-9.36	1.00	37	-6.01	1.00	37	38.74 T	1.00	34
378	MAX	-1.65	0.00	39	0.00	1.00	23			
		4.25	0.00	31	8.39	1.00	31	284.21 C	0.00	38
	MIN	-6.79	1.00	24	-4.31	0.00	24			
		-3.51	1.00	34	-5.42	1.00	34	277.88 T	1.00	35
379	MAX	14.10	0.00	24	0.22	0.00	35			
		9.17	0.00	34	4.54	0.00	40	3.56 C	0.00	40
	MIN	1.93	1.00	39	-11.89	1.00	24			
		-8.51	1.00	40	-4.79	0.00	34	8.15 T	1.00	37
380	MAX	-9.06	0.00	41	37.05	1.00	24			
		1.61	0.00	31	1.53	1.00	31	0.07 C	0.00	41
	MIN	-37.25	1.00	24	0.00	0.00	41			
		-1.78	1.00	34	-1.62	1.00	34	0.13 T	1.00	35
381	MAX	-3.60	0.00	40	16.04	1.00	24			
		1.72	0.00	37	0.87	1.00	41	1.47 C	0.00	37
	MIN	-16.23	1.00	24	0.00	0.00	40			
		-3.03	1.00	30	-2.22	1.00	30	1.21 T	1.00	30
382	MAX	6.60	0.00	24	4.27	0.00	24			
		1.26	0.00	30	0.77	0.00	37	1.40 C	0.00	31
	MIN	1.43	1.00	41	-0.01	1.00	23			
		-1.56	1.00	37	-0.78	1.00	37	2.05 T	1.00	37
383	MAX	0.12	0.00	23	0.00	0.00	23			
		2.05	0.00	37	0.97	0.00	31	1.26 C	0.00	30



	MIN	-0.12	1.00	23	-0.03	0.60	23			
		-1.40	1.00	31	-1.26	0.00	37	1.56 T	1.00	37
384	MAX	2.74	0.00	24	0.00	2.50	23			
		1.65	0.00	40	2.36	0.00	34	9.79 C	0.00	41
	MIN	-9.68	2.50	24	-9.42	0.50	24			
		-1.61	2.50	34	-2.12	2.50	37	4.35 T	2.50	36
385	MAX	3.56	0.00	24	-1.93	0.00	39			
		3.09	0.00	40	3.06	0.00	34	2.25 C	0.00	38
	MIN	-3.48	1.50	24	-13.19	0.90	24			
		-3.71	1.50	34	-2.64	0.00	40	7.25 T	1.50	37
386	MAX	12.31	0.00	24	11.47	0.00	24			
		2.25	0.00	32	2.62	0.00	34	23.25 C	0.00	40
	MIN	0.40	2.00	38	-3.77	2.00	24			
		-2.57	2.00	34	-2.53	2.00	34	25.69 T	2.00	34
387	MAX	0.48	0.00	30	11.44	2.50	24			
		1.15	0.00	40	1.60	2.50	40	35.31 C	0.00	40
	MIN	-11.28	2.50	24	-2.17	0.00	30			
		-1.29	2.50	34	-1.80	2.50	34	39.68 T	2.50	34
388	MAX	0.12	0.00	23	0.00	0.00	23			
		7.74	0.00	34	3.91	0.00	40	0.75 C	0.00	40
	MIN	-0.12	1.00	23	-0.03	0.60	23			
		-7.12	1.00	40	-4.23	0.00	34	0.78 T	1.00	34
389	MAX	23.98	0.00	24	23.80	0.00	24			
		13.99	0.00	34	8.18	0.00	40	1.28 C	0.00	34
	MIN	3.56	1.00	38	0.00	1.00	38			
		-12.06	1.00	40	-9.57	0.00	34	1.11 T	1.00	32
390	MAX	-0.24	0.00	41	17.03	2.50	24			
		0.14	0.00	35	0.19	0.00	33	3.68 C	0.00	30
	MIN	-14.33	2.50	24	-4.15	0.00	24			
		-0.14	2.50	33	-0.21	0.00	35	4.59 T	2.50	37
391	MAX	-0.04	0.00	40	0.00	2.50	23			
		2.25	0.00	35	5.00	2.50	35	53.98 C	0.00	38
	MIN	-12.47	2.50	24	-15.66	0.00	24			
		-1.45	2.50	38	-3.34	2.50	38	39.95 T	2.50	36
392	MAX	0.13	0.00	23	0.00	0.00	23			
		1.33	0.00	41	1.67	0.00	35	0.04 C	0.00	36
	MIN	-0.13	1.00	23	-0.03	0.60	23			
		-2.16	1.00	35	-0.93	0.00	41	0.05 T	1.00	31
393	MAX	5.25	0.00	24	-3.54	2.00	39			
		3.44	0.00	32	4.79	0.00	34	18.09 C	0.00	40
	MIN	-4.68	2.00	24	-23.41	1.20	24			
		-3.88	2.00	34	-4.75	0.00	32	29.57 T	2.00	34
394	MAX	2.81	0.00	24	0.00	2.00	23			
		1.63	0.00	32	1.94	0.00	34	11.60 C	0.00	40



	MIN	-6.57	2.00	24	-4.51	0.40	24			
		-1.63	2.00	34	-1.89	0.00	32	12.88 T	2.00	34
395	MAX	0.13	0.00	23	0.00	0.00	23			
		12.81	0.00	34	7.63	0.00	32	0.64 C	0.00	40
	MIN	-0.13	1.00	23	-0.03	0.60	23			
		-11.74	1.00	32	-8.34	0.00	34	0.94 T	1.00	34
396	MAX	0.12	0.00	41	17.09	2.50	24			
		0.06	0.00	36	0.12	0.00	33	5.35 C	0.00	34
	MIN	-18.92	2.50	24	-11.96	0.00	24			
		-0.09	2.50	33	-0.12	2.50	31	5.12 T	2.50	41
397	MAX	-0.04	0.00	41	0.00	2.50	23			
		2.22	0.00	35	3.45	2.50	35	50.94 C	0.00	38
	MIN	-12.48	2.50	24	-15.67	0.00	24			
		-0.83	2.50	30	-2.10	2.50	30	41.42 T	2.50	36
398	MAX	0.13	0.00	23	0.00	0.00	23			
		4.58	0.00	34	2.43	1.00	34	3.05 C	0.00	40
	MIN	-0.13	1.00	23	-0.03	0.60	23			
		-3.20	1.00	40	-2.15	0.00	34	3.74 T	1.00	34
399	MAX	-1.02	0.00	38	0.00	1.00	23			
		23.42	0.00	40	24.03	0.00	34	28.95 C	0.00	38
	MIN	-4.21	1.00	35	-3.38	0.00	35			
		-27.35	0.00	34	-20.09	0.00	40	22.83 T	1.00	37
400	MAX	1.14	0.00	30	0.00	0.00	23			
		1.90	0.00	40	3.10	0.00	34	42.43 C	0.00	40
	MIN	-0.18	2.50	39	-2.17	2.50	30			
		-2.07	2.50	34	-2.81	0.00	40	47.42 T	2.50	34
401	MAX	1.73	0.00	28	2.07	2.00	27			
		2.18	5.00	32	2.74	5.00	32	9.69 C	0.00	32
	MIN	-1.73	5.00	41	-2.07	3.00	41			
		-2.14	0.00	37	-0.87	3.00	37	9.48 T	5.00	37
402	MAX	1.73	0.00	27	2.07	2.00	29			
		1.82	5.00	23	1.55	0.00	36	4.04 C	0.00	34
	MIN	-1.73	5.00	39	-2.07	3.00	39			
		-1.83	0.00	23	-0.68	3.00	23	1.34 T	5.00	40
403	MAX	1.73	0.00	28	2.07	2.00	27			
		1.83	5.00	23	0.00	0.00	23	2.27 C	0.00	32
	MIN	-1.73	5.00	40	-2.07	3.00	40			
		-1.83	0.00	23	-2.19	2.00	23	5.28 T	5.00	37
404	MAX	1.73	0.00	28	2.07	2.00	27			
		2.54	5.00	32	3.63	5.00	32	3.20 C	0.00	32
	MIN	-1.73	5.00	41	-2.07	3.00	41			
		-2.49	0.00	37	-1.33	1.00	40	3.04 T	5.00	34
405	MAX	1.73	0.00	26	2.07	2.00	29			
		1.82	5.00	23	1.63	0.00	36	7.83 C	0.00	34



	MIN	-1.73	5.00	38	-2.07	3.00	38			
		-1.83	0.00	23	-0.68	3.00	23	3.79 T	5.00	39
406	MAX	1.73	0.00	26	2.07	2.00	29			
		1.83	5.00	31	1.88	5.00	31	5.81 C	0.00	34
	MIN	-1.73	5.00	39	-2.07	3.00	39			
		-1.84	0.00	34	-0.70	3.00	34	3.35 T	5.00	40
407	MAX	1.73	0.00	28	2.07	2.00	26			
		1.83	5.00	23	0.00	0.00	23	2.75 C	0.00	30
	MIN	-1.73	5.00	40	-2.07	3.00	40			
		-1.83	0.00	23	-2.19	2.00	23	4.19 T	5.00	37
408	MAX	1.73	0.00	26	2.07	2.00	28			
		2.10	5.00	32	2.55	5.00	32	2.19 C	0.00	36
	MIN	-1.73	5.00	38	-2.07	3.00	38			
		-2.04	0.00	37	-0.83	2.00	32	2.12 T	5.00	39
409	MAX	1.73	0.00	26	2.07	2.00	28			
		2.39	5.00	32	3.25	5.00	32	5.65 C	0.00	37
	MIN	-1.73	5.00	38	-2.07	3.00	38			
		-2.28	0.00	37	-1.11	1.00	40	4.05 T	5.00	40
410	MAX	1.73	0.00	28	2.07	2.00	26			
		1.83	5.00	23	0.00	0.00	23	3.69 C	0.00	32
	MIN	-1.73	5.00	40	-2.07	3.00	40			
		-1.83	0.00	23	-2.19	2.00	23	6.36 T	5.00	37
411	MAX	4.05	0.00	37	1.67	0.00	41			
		2.93	0.00	32	3.03	0.00	34	6.12 C	0.00	23
	MIN	-2.67	1.00	40	-2.63	0.00	32			
		-3.04	1.00	34	-2.93	0.00	32	1.96 C	1.00	40
412	MAX	4.32	0.00	29	4.34	0.00	37			
		2.49	0.00	32	2.17	0.00	37	6.13 C	0.00	23
	MIN	-6.05	1.00	40	-6.07	0.00	40			
		-2.17	1.00	37	-2.49	0.00	32	2.44 C	1.00	41
413	MAX	4.32	0.00	29	4.32	0.00	37			
		1.80	0.00	35	1.42	0.00	32	6.13 C	0.00	23
	MIN	-6.05	1.00	40	-6.05	0.00	32			
		-1.42	1.00	32	-1.80	0.00	35	2.44 C	1.00	41
414	MAX	5.37	0.00	32	5.64	0.00	40			
		3.55	0.00	37	3.99	0.00	32	6.13 C	0.00	23
	MIN	-6.03	1.00	37	-8.66	0.00	37			
		-4.00	1.00	32	-3.57	0.00	37	1.88 C	1.00	40
415	MAX	6.90	0.00	26	6.91	0.00	38			
		5.05	0.00	37	2.71	1.00	37	6.13 C	0.00	23
	MIN	-5.18	1.00	39	-5.18	0.00	35			
		-5.75	1.00	32	-3.12	1.00	32	2.15 C	1.00	40
416	MAX	3.19	0.00	40	6.31	0.00	32			
		3.96	0.00	37	1.93	0.00	40	6.13 C	0.00	23



	MIN	-5.31	1.00	34	-4.40	0.00	34			
		-1.17	1.00	40	-2.53	0.00	37	1.94 C	1.00	41
417	MAX	3.45	0.00	29	3.46	0.00	41			
		2.12	0.00	31	1.57	0.00	38	6.14 C	0.00	23
	MIN	-3.45	1.00	38	-3.46	0.00	34			
		-2.03	1.00	38	-1.60	0.00	35	2.27 C	1.00	38
418	MAX	3.45	0.00	29	3.46	0.00	41			
		2.01	0.00	40	1.47	0.00	37	6.13 C	0.00	23
	MIN	-3.45	1.00	39	-3.46	0.00	35			
		-1.77	1.00	34	-2.33	0.00	32	2.25 C	1.00	39
419	MAX	4.50	0.00	37	3.69	0.00	37			
		2.21	0.00	39	3.44	0.00	34	6.42 C	0.00	32
	MIN	-4.06	1.00	32	-1.61	0.00	39			
		-4.90	1.00	34	-3.13	0.00	39	1.62 C	1.00	41
420	MAX	3.45	0.00	40	3.49	0.00	36			
		6.71	0.00	37	3.48	1.00	37	6.13 C	0.00	23
	MIN	-3.45	1.00	35	-3.49	0.00	39			
		-6.49	1.00	32	-3.68	1.00	32	2.08 C	1.00	40
421	MAX	1.23	3.50	34	1.67	0.00	32			
		0.11	0.00	36	0.16	3.50	34	33.77 C	3.50	33
	MIN	-0.59	3.50	39	-1.93	2.80	35			
		-0.05	3.50	41	-0.35	0.00	36	8.70 T	0.00	40
422	MAX	1.75	0.00	35	2.14	0.00	35			
		0.13	0.00	41	0.51	0.00	36	50.74 C	1.25	37
	MIN	-0.87	1.25	40	-1.45	0.00	40			
		-0.21	1.25	36	-0.35	0.00	41	70.32 T	0.00	32
423	MAX	3.22	0.00	34	0.11	2.80	40			
		0.27	0.00	41	0.49	2.80	41	4.08 C	2.80	32
	MIN	-3.73	2.80	32	-8.66	1.12	24			
		-0.41	2.80	32	-0.80	2.80	32	4.79 T	0.00	35
424	MAX	0.47	0.00	40	0.11	0.00	40			
		0.10	0.00	38	0.06	0.00	31	1.01 C	0.00	38
	MIN	-7.60	1.01	34	-6.43	0.00	34			
		-0.06	1.01	31	-0.10	0.00	38	1.75 T	1.01	31
425	MAX	6.58	0.00	32	2.26	0.96	35			
		0.90	0.00	35	0.46	0.96	35	8.27 C	0.00	35
	MIN	-3.50	0.96	35	-5.10	0.96	32			
		-0.64	0.96	32	-0.41	0.00	35	5.91 T	0.96	32
426	MAX	8.49	0.00	35	4.07	2.80	40			
		0.28	0.00	41	0.54	2.80	41	25.26 C	2.80	35
	MIN	-5.32	2.80	32	-13.96	2.80	35			
		-0.41	2.80	36	-0.71	2.80	36	21.10 T	0.00	32
427	MAX	4.40	0.00	40	4.07	0.00	40			
		0.51	0.00	38	0.39	0.00	35	8.84 C	0.00	35



	MIN	-15.12	1.01	35	-13.95	0.00	35			
		-0.74	1.01	35	-0.35	1.01	35	6.80 T	1.01	32
428	MAX	10.82	0.00	32	2.62	0.96	35			
		1.02	0.00	35	0.51	0.96	35	5.91 C	0.00	32
	MIN	-3.93	0.96	35	-9.19	0.96	32			
		-0.67	0.96	40	-0.46	0.00	35	7.59 T	0.96	35
429	MAX	8.12	0.00	40	5.74	0.00	40			
		1.14	0.00	34	0.83	0.15	34	19.65 C	0.00	32
	MIN	-17.87	0.15	35	-15.38	0.00	35			
		-0.51	0.15	40	-0.30	0.15	40	29.03 T	0.15	35
430	MAX	10.44	0.00	35	5.74	2.78	40			
		1.14	0.00	34	1.14	0.00	40	23.35 C	0.00	32
	MIN	-7.71	2.78	32	-15.38	2.78	35			
		-0.51	2.78	40	-2.33	0.00	34	33.58 T	2.78	35
431	MAX	0.53	0.00	38	-0.37	0.00	38			
		1.04	0.00	34	0.84	0.15	34	5.75 C	0.00	34
	MIN	-6.07	0.15	32	-7.04	0.00	35			
		-0.43	0.15	40	-0.35	0.15	40	3.45 T	0.15	40
432	MAX	4.08	0.00	31	-0.23	0.00	39			
		1.04	0.00	34	0.87	2.78	34	9.29 C	0.00	34
	MIN	-3.68	2.78	34	-8.02	0.56	34			
		-0.43	2.78	40	-2.02	0.00	34	6.27 T	2.78	32
433	MAX	4.87	0.00	40	4.55	0.00	40			
		1.02	0.00	34	0.53	1.01	34	8.03 C	0.00	32
	MIN	-13.95	1.01	35	-12.78	0.00	35			
		-0.75	1.01	40	-0.50	0.00	34	11.30 T	1.01	35
434	MAX	-0.07	0.00	38	0.00	1.01	23			
		0.99	0.00	35	0.95	0.00	40	1.76 C	0.00	34
	MIN	-8.04	1.01	35	-6.88	0.00	35			
		-0.93	1.01	40	-1.00	0.00	35	1.75 T	1.01	31
435	MAX	13.51	0.00	32	2.95	0.12	35			
		0.28	0.00	41	0.42	0.00	32	21.23 C	0.00	35
	MIN	-6.09	0.12	35	-6.65	0.12	32			
		-0.41	0.12	36	-0.23	0.00	41	16.45 T	0.12	32
436	MAX	5.12	0.00	35	-1.38	0.00	38			
		0.27	0.00	41	0.33	0.00	32	1.58 C	0.00	30
	MIN	-0.48	0.12	40	-7.27	0.12	24			
		-0.41	0.12	32	-0.23	0.00	41	2.31 T	0.12	39
437	MAX	15.47	0.00	35	3.52	1.00	40			
		0.38	1.00	35	0.25	1.00	36	15.94 C	0.00	36
	MIN	-3.82	1.00	40	-15.07	1.00	35			
		-0.37	1.00	38	-0.17	1.00	41	17.61 T	1.00	41
438	MAX	0.01	0.00	38	3.57	0.20	40			
		9.30	0.20	35	1.66	0.20	35	16.04 C	0.00	36

the scale towards document
C1 B1 A1 C2 B2 A2 B5 A5 20 18 17 16 11 10 09 03 02 01 C7 B7 A7 C8 B8 A8 C9 B9
Image Engineering Scan Reference Chart TE263 Serial No. 380
Patch Reference numbers on UTT

	MIN	-0.67	0.20	24	-15.07	0.00	35			
		-6.56	0.20	32	-1.12	0.20	40	17.79 T	0.20	41
439	MAX	3.87	0.00	40	3.57	0.00	40			
		1.51	0.00	40	1.80	0.00	35	16.36 C	0.00	36
	MIN	-15.37	1.00	35	-14.96	0.00	35			
		-2.00	0.00	35	-1.52	0.00	40	17.84 T	1.00	41
440	MAX	3.00	0.00	35	3.07	1.00	32			
		1.34	0.00	32	0.70	1.00	32	0.40 C	0.00	32
	MIN	-3.71	1.00	32	-3.00	1.00	35			
		-0.78	1.00	41	-0.63	0.00	32	0.26 T	1.00	41
441	MAX	2.41	0.00	35	2.66	0.00	32			
		13.80	0.20	35	2.09	0.20	35	0.79 C	0.00	32
	MIN	-0.29	0.20	40	-3.81	0.20	35			
		-8.31	0.20	32	-1.43	0.20	40	0.42 T	0.20	35
442	MAX	3.03	0.00	32	2.69	0.00	32			
		3.39	0.00	40	2.41	0.00	35	0.53 C	0.00	32
	MIN	-4.28	1.00	35	-3.93	0.00	35			
		-3.99	1.00	34	-2.10	0.00	40	0.63 T	1.00	35
443	MAX	3.37	0.00	32	0.49	1.00	39			
		1.05	1.00	35	0.64	1.00	35	0.35 C	0.00	41
	MIN	-0.63	1.00	39	-3.48	1.00	32			
		-0.33	1.00	38	-0.23	1.00	40	0.61 T	1.00	32
444	MAX	2.10	0.00	35	0.43	0.00	39			
		9.17	0.00	32	0.95	0.00	35	2.66 C	0.00	39
	MIN	-6.23	0.20	32	-3.79	0.00	32			
		-8.82	0.00	35	-0.95	0.00	32	3.05 T	0.20	34
445	MAX	0.04	0.00	39	0.17	1.00	35			
		0.61	0.00	34	0.27	0.00	32	0.14 C	0.00	40
	MIN	-2.50	1.00	32	-2.27	0.00	32			
		-0.36	1.00	32	-0.38	0.00	34	0.63 T	1.00	35
446	MAX	9.41	0.00	32	1.28	1.00	39			
		0.65	1.00	35	0.43	1.00	35	2.20 C	0.00	30
	MIN	-1.59	1.00	39	-9.00	1.00	32			
		-0.29	1.00	32	-0.28	1.00	32	3.74 T	1.00	35
447	MAX	2.02	0.00	32	1.29	0.00	39			
		5.63	0.00	32	0.84	0.00	35	2.45 C	0.00	34
	MIN	-1.53	0.20	34	-9.38	0.20	32			
		-7.62	0.00	35	-0.68	0.20	35	2.96 T	0.20	39
448	MAX	1.57	0.00	39	1.26	0.00	39			
		0.55	0.00	34	0.23	0.00	32	3.07 C	0.00	34
	MIN	-9.77	1.00	32	-9.37	0.00	32			
		-0.28	1.00	32	-0.31	0.00	34	2.41 T	1.00	39
449	MAX	8.55	0.00	24	0.00	0.00	23			
		0.20	0.00	32	0.19	0.96	32	1.89 C	0.00	34



	MIN	1.10	0.96	38	-6.88	0.96	24			
		-0.12	0.96	37	-0.11	0.96	37	1.98 T	0.96	39
450	MAX	3.25	0.00	34	0.39	0.96	39			
		0.04	0.00	40	0.03	0.96	40	1.97 C	0.00	32
	MIN	-0.89	0.96	31	-1.99	0.96	34			
		-0.11	0.96	34	-0.11	0.96	34	2.16 T	0.96	35
451	MAX	7.43	0.00	32	3.82	0.00	40			
		0.03	0.00	38	0.18	0.00	33	13.95 C	1.41	32
	MIN	-8.83	1.41	35	-10.02	0.00	34			
		-0.36	1.41	32	-0.41	1.41	32	9.47 T	0.00	35
452	MAX	3.08	0.00	32	2.84	0.00	32			
		0.52	0.00	35	0.21	1.41	35	1.61 C	1.41	38
	MIN	-0.79	1.41	41	-2.00	1.41	34			
		-0.11	1.41	40	-0.52	0.00	35	2.94 T	0.00	31
453	MAX	1.68	3.50	35	3.28	0.00	35			
		0.24	0.00	40	2.24	0.00	34	18.14 C	0.00	32
	MIN	-0.80	3.50	40	-2.84	0.00	32			
		-0.65	3.50	34	-0.85	0.00	40	1.72 C	3.50	39
454	MAX	6.41	0.50	31	0.61	0.50	38			
		7.24	0.00	34	4.41	0.50	34	16.70 C	0.00	33
	MIN	-6.39	0.50	34	-4.99	0.50	35			
		-4.55	0.50	40	-2.00	0.50	40	4.01 C	0.50	39
455	MAX	6.25	0.00	41	0.87	0.00	41			
		12.45	0.00	32	1.43	0.14	32	12.22 C	0.00	35
	MIN	0.93	0.14	34	0.00	0.14	41			
		-14.20	0.14	34	-1.75	0.14	34	13.25 T	0.14	40
456	MAX	-0.47	0.00	41	0.00	0.14	23			
		9.84	0.00	33	2.44	0.14	33	4.96 C	0.00	34
	MIN	-6.36	0.14	36	-0.89	0.00	36			
		-12.43	0.14	34	-2.20	0.14	38	7.19 T	0.14	32
457	MAX	5.12	0.00	40	13.10	4.00	37			
		0.66	0.00	32	2.17	0.00	34	82.66 C	4.00	31
	MIN	-5.95	4.00	37	-12.16	0.00	33			
		-0.67	4.00	37	-1.84	4.00	35	2.75 T	0.00	38
458	MAX	43.42	0.00	34	479.79	4.00	32			
		0.57	0.00	32	1.61	0.00	34	157.49 C	4.00	30
	MIN	-41.78	4.00	32	-495.40	4.00	34			
		-0.40	4.00	37	-2.20	4.00	35	51.93 T	0.00	39
459	MAX	2.95	0.00	36	12.83	4.00	33			
		0.29	0.00	41	1.64	4.00	32	117.66 C	4.00	34
	MIN	-4.28	4.00	41	-7.64	4.00	36			
		-0.44	4.00	34	-2.24	4.00	35	45.28 T	0.00	39
460	MAX	20.71	0.00	35	311.32	4.00	32			
		0.33	0.00	40	1.63	0.00	34	183.50 C	4.00	32



	MIN	-21.17	4.00	32	-309.19	4.00	35			
		-0.51	4.00	34	-2.17	4.00	35	50.99 T	0.00	41
461	MAX	18.98	0.00	34	22.77	2.00	32			
		5.22	5.00	23	0.00	0.00	23	58.04 C	0.00	38
	MIN	-18.98	0.00	40	-22.77	3.00	34			
		-5.22	0.00	23	-6.27	3.00	23	48.27 T	5.00	35
462	MAX	18.98	0.00	34	23.20	2.87	32			
		4.76	4.78	23	0.00	0.00	23	10.91 C	0.00	39
	MIN	-18.98	0.00	40	-23.20	2.87	35			
		-5.22	0.00	23	-6.39	2.87	23	23.25 T	4.78	37
463	MAX	17.78	0.00	35	21.45	2.43	32			
		4.95	4.05	23	3.16	4.05	37	37.86 C	0.00	30
	MIN	-18.05	0.00	32	-20.80	2.43	35			
		-3.56	0.00	32	-3.33	1.62	32	27.71 T	4.05	35
464	MAX	0.50	0.00	23	0.00	0.00	23			
		0.00	0.00	23	0.00	0.00	23	55.40 C	0.00	31
	MIN	-0.50	6.40	23	0.00	6.40	41			
		0.00	6.40	41	0.00	6.40	41	56.00 T	6.40	34
465	MAX	0.50	0.00	23	0.00	0.00	23			
		0.00	0.00	23	0.00	0.00	23	47.10 C	0.00	39
	MIN	-0.50	6.40	23	0.00	6.40	41			
		0.00	6.40	41	0.00	6.40	41	53.98 T	6.40	34
466	MAX	5.21	0.00	37	201.27	4.00	30			
		2.60	0.00	32	5.75	4.00	32	249.74 C	4.00	32
	MIN	-7.06	4.00	30	-189.96	4.00	37			
		-1.24	4.00	37	-4.66	0.00	32	133.79 T	0.00	37
467	MAX	8.42	0.00	40	18.58	0.00	36			
		3.64	0.00	35	7.01	4.00	31	65.76 C	4.00	25
	MIN	-8.29	4.00	37	-19.66	0.00	33			
		-2.68	4.00	38	-7.61	0.00	35	21.29 C	0.00	41
468	MAX	6.77	0.00	41	209.70	4.00	34			
		4.02	0.00	31	8.72	0.00	38	155.60 C	4.00	30
	MIN	-7.68	4.00	34	-202.43	4.00	41			
		-3.91	4.00	38	-8.79	0.00	35	58.40 T	0.00	39
469	MAX	5.65	0.00	41	201.86	4.00	35			
		3.98	0.00	39	8.55	0.00	38	119.84 C	4.00	25
	MIN	-6.70	4.00	35	-193.50	4.00	41			
		-4.05	4.00	34	-8.41	0.00	31	23.23 C	0.00	38
470	MAX	10.12	0.00	36	19.40	0.00	36			
		3.96	0.00	39	10.50	0.00	34	118.21 C	4.00	34
	MIN	-9.51	4.00	41	-21.75	4.00	32			
		-4.96	4.00	34	-9.71	0.00	39	48.21 T	0.00	39
471	MAX	43.11	0.00	39	492.81	4.00	37			
		3.01	0.00	32	7.26	4.00	32	277.81 C	4.00	32



	MIN	-43.11	4.00	36	-492.82	4.00	31			
		-2.97	4.00	37	-7.09	4.00	37	168.96 T	0.00	37
472	MAX	18.98	0.00	30	22.77	2.00	36			
		5.22	5.00	23	0.00	0.00	23	13.74 C	0.00	32
	MIN	-18.98	0.00	37	-22.77	3.00	38			
		-5.22	0.00	23	-6.27	3.00	23	18.30 T	5.00	34
473	MAX	18.98	0.00	30	22.77	2.00	36			
		5.22	5.00	23	0.00	0.00	23	9.42 C	0.00	40
	MIN	-18.98	0.00	37	-22.77	3.00	38			
		-5.22	0.00	23	-6.27	3.00	23	17.97 T	5.00	34
474	MAX	18.98	0.00	33	22.77	2.00	34			
		5.22	5.00	23	0.00	0.00	23	19.06 C	0.00	30
	MIN	-18.98	0.00	34	-22.77	3.00	41			
		-5.22	0.00	23	-6.27	3.00	23	18.67 T	5.00	36
475	MAX	18.98	0.00	33	22.77	2.00	34			
		5.22	5.00	23	0.00	0.00	23	12.62 C	0.00	30
	MIN	-18.98	0.00	35	-22.77	3.00	41			
		-5.22	0.00	23	-6.27	3.00	23	18.69 T	5.00	36
476	MAX	18.98	0.00	33	22.77	2.00	35			
		5.22	5.00	23	0.00	0.00	23	12.06 C	0.00	31
	MIN	-18.98	0.00	35	-22.77	3.00	41			
		-5.22	0.00	23	-6.27	3.00	23	17.90 T	5.00	36
477	MAX	18.98	0.00	36	22.77	2.00	31			
		5.22	5.00	23	0.00	0.00	23	17.75 C	0.00	32
	MIN	-18.98	0.00	39	-22.77	3.00	37			
		-5.22	0.00	23	-6.27	3.00	23	17.71 T	5.00	35
478	MAX	18.98	0.00	36	22.77	2.00	31			
		5.22	5.00	23	0.00	0.00	23	12.85 C	0.00	32
	MIN	-18.98	0.00	39	-22.77	3.00	37			
		-5.22	0.00	23	-6.27	3.00	23	17.72 T	5.00	35
479	MAX	1.61	0.00	40	1.38	0.00	40			
		0.05	0.00	40	0.05	1.16	40	1.35 C	0.00	37
	MIN	-7.22	1.16	34	-6.72	0.00	34			
		-0.10	1.16	37	-0.09	1.16	37	1.23 T	1.16	40
480	MAX	0.04	0.00	23	0.00	0.00	23			
		0.00	0.00	23	0.00	0.00	23	1.65 C	0.00	30
	MIN	-0.04	1.67	23	0.00	1.67	41			
		0.00	1.67	41	0.00	1.67	41	1.31 T	1.67	39
481	MAX	0.04	0.00	23	0.00	0.00	23			
		0.00	0.00	23	0.00	0.00	23	11.09 C	0.00	32
	MIN	-0.04	1.53	23	0.00	1.53	41			
		0.00	1.53	41	0.00	1.53	41	9.61 T	1.53	35
482	MAX	0.04	0.00	23	0.00	0.00	23			
		0.00	0.00	23	0.00	0.00	23	9.94 C	0.00	34



	MIN	-0.04	1.53	23	0.00	1.53	41			
		0.00	1.53	41	0.00	1.53	41	10.04 T	1.53	32
483	MAX	0.05	0.00	23	0.00	0.00	23			
		0.00	0.00	23	0.00	0.00	23	3.68 C	0.00	35
	MIN	-0.05	1.38	23	0.00	1.38	41			
		0.00	1.38	41	0.00	1.38	41	2.59 T	1.38	38
484	MAX	0.05	0.00	23	0.00	0.00	23			
		0.00	0.00	23	0.00	0.00	23	4.49 C	0.00	39
	MIN	-0.05	1.38	23	0.00	1.38	41			
		0.00	1.38	41	0.00	1.38	41	3.55 T	1.38	30
485	MAX	0.04	0.00	23	0.00	0.00	23			
		0.00	0.00	23	0.00	0.00	23	1.72 C	0.00	41
	MIN	-0.04	1.73	23	0.00	1.73	41			
		0.00	1.73	41	0.00	1.73	41	3.03 T	1.73	34
486	MAX	18.97	0.22	32	3.99	0.00	32			
		5.22	0.22	23	0.00	0.22	23	10.91 C	0.00	39
	MIN	-18.98	0.22	35	-3.99	0.00	35			
		3.18	0.00	41	-1.10	0.00	23	23.25 T	0.22	37
487	MAX	1.51	2.25	34	1.61	2.25	40			
		0.13	0.00	41	0.25	0.00	36	51.54 C	2.25	37
	MIN	-0.87	2.25	40	-1.71	2.25	34			
		-0.21	2.25	36	-0.26	2.25	32	69.87 T	0.00	32
488	MAX	1.52	0.00	30	3.98	0.00	32			
		0.64	0.00	40	3.72	0.00	34	13.42 C	0.00	32
	MIN	-1.35	0.00	35	-2.17	0.00	35			
		-1.26	3.00	34	-1.94	0.00	40	0.99 T	3.00	39
489	MAX	15.17	0.95	32	10.94	0.00	32			
		6.54	0.95	32	2.73	0.00	41	45.08 C	0.00	30
	MIN	-15.22	0.95	35	-11.00	0.00	35			
		-3.54	0.00	41	-5.35	0.00	32	34.77 T	0.95	35
490	MAX	7.36	0.00	37	1.03	0.00	37			
		7.43	0.00	31	1.29	0.14	35	8.50 C	0.00	34
	MIN	-0.81	0.14	32	-0.11	0.00	32			
		-7.58	0.14	34	-1.00	0.14	38	5.19 T	0.14	40
491	MAX	1.03	0.00	40	2.19	1.75	35			
		0.06	0.00	36	0.17	1.75	34	51.55 C	1.75	35
	MIN	-1.78	1.75	35	-2.00	1.75	40			
		-0.05	1.75	41	-0.19	0.00	32	36.35 T	0.00	40
492	MAX	18.98	4.78	34	23.20	1.91	34			
		5.23	4.78	23	0.00	4.78	23	17.52 C	0.00	39
	MIN	-18.98	4.78	40	-23.20	1.91	40			
		-4.76	0.00	23	-6.39	1.91	23	26.76 T	4.78	36
493	MAX	2.55	3.00	34	2.53	0.00	36			
		2.48	0.00	40	5.49	0.00	35	81.62 C	3.00	30

the scale towards document
Image Engineering Scan Reference Chart TE263 Serial No. 380
Patch Reference numbers on UTT

	MIN	-0.23	3.00	41	-3.55	3.00	34			
		-2.85	3.00	35	-5.30	0.00	32	10.54 C	0.00	39
494	MAX	16.61	4.78	34	20.32	1.91	34			
		4.72	4.78	23	0.00	4.78	23	27.78 C	0.00	38
	MIN	-16.61	4.78	32	-20.32	1.91	40			
		-4.30	0.00	23	-5.77	1.91	23	35.57 T	4.78	37
495	MAX	1.41	1.25	34	0.98	1.25	40			
		0.03	0.00	32	0.14	0.00	34	63.96 C	1.25	35
	MIN	-0.86	1.25	40	-1.53	1.25	35			
		-0.02	1.25	34	-0.09	0.00	32	12.71 T	0.00	41
496	MAX	14.36	4.78	34	17.56	1.91	34			
		4.72	4.78	23	0.00	4.78	23	136.47 C	0.00	38
	MIN	-13.10	0.00	34	-10.18	1.91	40			
		-4.30	0.00	23	-5.77	1.91	23	104.47 T	4.78	35
497	MAX	0.76	1.75	38	1.54	1.75	35			
		0.01	0.00	36	0.14	1.75	34	106.58 C	1.75	32
	MIN	-1.63	1.75	35	-0.67	0.00	35			
		-0.02	1.75	41	-0.14	1.75	33	43.93 T	0.00	41
498	MAX	16.61	4.78	34	20.32	1.91	34			
		6.04	4.78	35	8.19	4.78	35	33.74 C	0.00	38
	MIN	-16.61	4.78	40	-20.32	1.91	40			
		-5.59	0.00	30	-2.65	3.82	38	27.39 T	4.78	37
499	MAX	2.52	1.75	34	1.72	1.75	39			
		0.15	0.00	32	0.43	1.75	32	199.34 C	1.75	32
	MIN	-1.03	1.75	39	-5.32	1.75	34			
		-0.09	1.75	37	-0.35	1.75	37	73.57 T	0.00	41
500	MAX	0.05	0.00	23	0.00	0.00	23			
		0.00	0.00	23	0.00	0.00	23	42.25 C	2.81	37
	MIN	-0.05	2.81	23	0.00	2.81	41			
		0.00	2.81	41	0.00	2.81	41	56.26 T	0.00	32
501	MAX	0.05	0.00	23	0.00	0.00	23			
		0.00	0.00	23	0.00	0.00	23	61.32 C	4.13	37
	MIN	-0.05	4.13	23	0.00	4.13	41			
		0.00	4.13	41	0.00	4.13	41	70.29 T	0.00	40
502	MAX	0.04	0.00	23	0.00	0.00	23			
		0.00	0.00	23	0.00	0.00	23	27.13 C	0.00	34
	MIN	-0.04	1.45	23	0.00	1.45	41			
		0.00	1.45	41	0.00	1.45	41	21.60 T	1.45	40
503	MAX	0.04	0.00	23	0.00	0.00	23			
		0.00	0.00	23	0.00	0.00	23	27.70 C	0.00	34
	MIN	-0.04	1.45	23	0.00	1.45	41			
		0.00	1.45	41	0.00	1.45	41	16.61 T	1.45	40
504	MAX	0.05	0.00	23	0.00	0.00	23			
		0.00	0.00	23	0.00	0.00	23	61.42 C	0.00	37



	MIN	-0.05	4.13	23	0.00	4.13	41			
		0.00	4.13	41	0.00	4.13	41	79.58 T	4.13	32
505	MAX	0.05	0.00	23	0.00	0.00	23			
		0.00	0.00	23	0.00	0.00	23	52.69 C	0.00	37
	MIN	-0.05	4.13	23	0.00	4.13	41			
		0.00	4.13	41	0.00	4.13	41	65.17 T	4.13	32
506	MAX	0.05	0.00	23	0.00	0.00	23			
		0.00	0.00	23	0.00	0.00	23	41.34 C	0.00	37
	MIN	-0.05	4.13	23	0.00	4.13	41			
		0.00	4.13	41	0.00	4.13	41	49.70 T	4.13	32
507	MAX	0.05	0.00	23	0.00	0.00	23			
		0.00	0.00	23	0.00	0.00	23	36.38 C	0.00	41
	MIN	-0.05	4.13	23	0.00	4.13	41			
		0.00	4.13	41	0.00	4.13	41	38.23 T	4.13	36
508	MAX	0.05	0.00	23	0.00	0.00	23			
		0.00	0.00	23	0.00	0.00	23	35.49 C	0.00	41
	MIN	-0.05	4.13	23	0.00	4.13	41			
		0.00	4.13	41	0.00	4.13	41	34.43 T	4.13	36
509	MAX	0.05	0.00	23	0.00	0.00	23			
		0.00	0.00	23	0.00	0.00	23	28.28 C	0.00	41
	MIN	-0.05	3.52	23	0.00	3.52	41			
		0.00	3.52	41	0.00	3.52	41	26.20 T	3.52	36
510	MAX	0.05	0.00	23	0.00	0.00	23			
		0.00	0.00	23	0.00	0.00	23	2.45 C	0.00	33
	MIN	-0.05	1.38	23	0.00	1.38	41			
		0.00	1.38	41	0.00	1.38	41	4.08 T	1.38	35
511	MAX	0.05	0.00	23	0.00	0.00	23			
		0.00	0.00	23	0.00	0.00	23	4.79 C	0.00	32
	MIN	-0.05	1.38	23	0.00	1.38	41			
		0.00	1.38	41	0.00	1.38	41	6.84 T	1.38	34
512	MAX	10.79	0.00	32	8.75	0.02	35			
		50.93	0.00	40	2.82	0.02	40	34.96 C	0.00	32
	MIN	-10.22	0.02	35	-11.68	0.02	32			
		-57.83	0.02	35	-2.75	0.02	35	45.28 T	0.02	35
513	MAX	6.31	0.00	30	2.72	0.02	39			
		32.44	0.00	32	2.17	0.02	40	20.63 C	0.00	35
	MIN	-3.18	0.02	39	-7.32	0.02	30			
		-33.11	0.02	35	-1.93	0.02	35	15.50 T	0.02	32
514	MAX	0.05	0.00	23	0.00	0.00	23			
		0.00	0.00	23	0.00	0.00	23	67.72 C	0.00	40
	MIN	-0.05	1.38	23	0.00	1.38	41			
		0.00	1.38	41	0.00	1.38	41	77.54 T	1.38	35
515	MAX	0.05	0.00	23	0.00	0.00	23			
		0.00	0.00	23	0.00	0.00	23	43.88 C	0.00	35



	MIN	-0.05	1.38	23	0.00	1.38	41			
		0.00	1.38	41	0.00	1.38	41	42.58 T	1.38	32
516	MAX	3.74	0.00	39	3.24	0.00	39			
		0.44	0.00	40	0.65	0.00	34	8.06 C	0.00	34
	MIN	-12.49	0.96	34	-10.81	0.00	34			
		-0.68	0.96	34	-0.42	0.00	40	4.32 T	0.96	39
517	MAX	4.20	0.00	39	3.69	0.00	39			
		0.39	0.00	40	0.56	0.00	34	4.81 C	0.00	39
	MIN	-11.83	0.96	30	-10.19	0.00	30			
		-0.59	0.96	34	-0.37	0.00	40	8.84 T	0.96	34
518	MAX	0.05	0.00	23	0.00	0.00	23			
		0.00	0.00	23	0.00	0.00	23	12.00 C	0.00	37
	MIN	-0.05	1.38	23	0.00	1.38	41			
		0.00	1.38	41	0.00	1.38	41	13.45 T	1.38	40
519	MAX	0.05	0.00	23	0.00	0.00	23			
		0.00	0.00	23	0.00	0.00	23	3.49 C	0.00	33
	MIN	-0.05	1.38	23	0.00	1.38	41			
		0.00	1.38	41	0.00	1.38	41	3.73 T	1.38	34
520	MAX	8.04	0.00	39	7.33	0.00	39			
		4.46	0.00	40	2.68	0.00	34	22.86 C	0.00	34
	MIN	-13.16	0.96	30	-11.41	0.00	30			
		-5.43	0.96	34	-2.52	0.96	34	19.32 T	0.96	40
521	MAX	5.36	0.00	39	4.78	0.00	39			
		3.73	0.00	40	2.19	0.00	34	21.70 C	0.00	40
	MIN	-18.18	0.96	34	-16.15	0.00	34			
		-4.46	0.96	34	-2.07	0.96	34	28.11 T	0.96	34
522	MAX	0.05	0.00	23	0.00	0.00	23			
		0.00	0.00	23	0.00	0.00	23	38.39 C	0.00	32
	MIN	-0.05	1.38	23	0.00	1.38	41			
		0.00	1.38	41	0.00	1.38	41	38.93 T	1.38	35
523	MAX	0.05	0.00	23	0.00	0.00	23			
		0.00	0.00	23	0.00	0.00	23	35.35 C	0.00	35
	MIN	-0.05	1.38	23	0.00	1.38	41			
		0.00	1.38	41	0.00	1.38	41	29.84 T	1.38	40
524	MAX	15.54	0.00	34	8.33	0.02	39			
		6.88	0.00	40	2.04	0.02	40	27.46 C	0.00	34
	MIN	-8.98	0.02	39	-16.32	0.02	34			
		-15.21	0.02	35	-3.18	0.02	34	17.92 T	0.02	32
525	MAX	22.38	0.00	34	6.12	0.02	39			
		24.61	0.00	40	2.24	0.02	40	17.23 C	0.00	35
	MIN	-6.70	0.02	39	-22.94	0.02	34			
		-26.42	0.02	34	-3.25	0.02	34	15.20 T	0.02	38
526	MAX	0.05	0.00	23	0.00	0.00	23			
		0.00	0.00	23	0.00	0.00	23	7.35 C	0.00	41



	MIN	-0.05	1.38	23	0.00	1.38	41			
		0.00	1.38	41	0.00	1.38	41	17.80 T	1.38	35
527	MAX	0.05	0.00	23	0.00	0.00	23			
		0.00	0.00	23	0.00	0.00	23	33.66 C	0.00	35
	MIN	-0.05	1.38	23	0.00	1.38	41			
		0.00	1.38	41	0.00	1.38	41	29.16 T	1.38	40

********** END OF FORCE ENVELOPE FROM INTERNAL STORAGE **********

561. PRINT MEMBER FORCES LIST 1 TO 527



JOINT DISPLACEMENT (CM RADIANS) STRUCTURE TYPE = SPACE

JOINT	LOAD	X-TRANS	Y-TRANS	Z-TRANS	X-ROTAN	Y-ROTAN	Z-ROTAN
224	9	-0.0527	-0.0256	0.1156	0.0000	0.0000	0.0000
	10	-0.0456	-0.0289	0.1256	0.0000	0.0000	0.0000
	11	1.5520	-0.0839	-0.1088	-0.0002	0.0016	-0.0004
	12	-1.6444	0.0301	0.1276	0.0000	-0.0026	0.0004
	13	-0.1921	0.0418	2.7830	0.0013	0.0026	0.0000
	14	-0.0795	-0.0859	-2.5418	-0.0012	0.0023	0.0000
	15	1.5995	-0.0831	-0.0743	-0.0001	0.0008	-0.0004
	16	-1.5969	0.0308	0.1621	0.0000	-0.0034	0.0004
	17	-0.1446	0.0426	2.8175	0.0013	0.0018	0.0000
	18	-0.0320	-0.0852	-2.5073	-0.0011	0.0015	0.0000
	19	1.5045	-0.0846	-0.1433	-0.0003	0.0024	-0.0004
	20	-1.6918	0.0293	0.0931	-0.0001	-0.0018	0.0004
	21	-0.2396	0.0411	2.7485	0.0012	0.0034	0.0000
	22	-0.1270	-0.0867	-2.5763	-0.0012	0.0031	0.0000
225	9	-0.0173	-0.0344	0.1149	0.0000	0.0000	0.0000
	10	-0.0129	-0.0395	0.1249	0.0000	0.0000	0.0000
	11	1.6497	-0.0900	-0.1056	-0.0002	0.0000	-0.0002
	12	-1.6436	0.0306	0.1266	0.0000	0.0024	0.0003
	13	-0.0294	-0.0353	2.7769	0.0013	-0.0002	-0.0001
	14	-0.1701	-0.0280	-2.5364	-0.0012	-0.0026	0.0001
	15	1.6807	-0.0912	-0.0719	-0.0002	-0.0001	-0.0002
	16	-1.6126	0.0294	0.1603	0.0000	0.0024	0.0003
	17	0.0016	-0.0365	2.8106	0.0014	-0.0003	-0.0001
	18	-0.1391	-0.0292	-2.5026	-0.0011	-0.0027	0.0001
	19	1.6187	-0.0888	-0.1393	-0.0003	0.0000	-0.0002
	20	-1.6746	0.0318	0.0929	-0.0001	0.0024	0.0002
	21	-0.0604	-0.0341	2.7432	0.0012	-0.0002	-0.0001
	22	-0.2011	-0.0268	-2.5701	-0.0013	-0.0026	0.0000
226	9	-0.0146	-0.0458	0.1701	0.0000	0.0000	0.0000
	10	-0.0102	-0.0530	0.1760	0.0000	0.0000	0.0000
	11	1.6589	-0.0151	0.0754	-0.0002	-0.0024	-0.0002
	12	-1.6451	-0.0673	0.0394	-0.0002	0.0002	0.0001
	13	-0.0317	-0.0335	3.0793	0.0010	0.0006	-0.0003
	14	-0.1672	-0.0418	-2.7426	-0.0008	0.0025	0.0001
	15	1.6895	-0.0177	0.1011	-0.0001	-0.0025	-0.0001
	16	-1.6145	-0.0699	0.0651	-0.0001	0.0002	0.0002
	17	-0.0011	-0.0361	3.1050	0.0011	0.0006	-0.0003
	18	-0.1366	-0.0444	-2.7169	-0.0008	0.0025	0.0001
	19	1.6284	-0.0124	0.0498	-0.0003	-0.0024	-0.0002
	20	-1.6757	-0.0647	0.0137	-0.0003	0.0003	0.0001
	21	-0.0622	-0.0308	3.0536	0.0009	0.0007	-0.0003
	22	-0.1978	-0.0391	-2.7683	-0.0009	0.0026	0.0001
230	9	-0.0523	-0.0354	0.1709	0.0000	0.0000	0.0000
	10	-0.0451	-0.0401	0.1768	0.0000	0.0000	0.0000
	11	1.5532	-0.0159	0.0779	-0.0002	0.0025	-0.0004
	12	-1.6459	-0.0654	0.0376	-0.0002	-0.0015	0.0004
	13	-0.1890	0.0178	3.0788	0.0011	-0.0022	0.0002
	14	-0.0870	-0.0698	-2.7396	-0.0009	-0.0022	-0.0002

the scale towards document
C1 B1 A1 C2 B2 A2 B5 A5 20 18 17 16 11
10 09 03 02 01 C7 B7 A7 C8 B8 A8 C9 B9
Patch Reference numbers on UTT Scan Reference Chart TE263 Serial No. 380
Image Engineering

JOINT DISPLACEMENT (CM RADIANS) STRUCTURE TYPE = SPACE

JOINT	LOAD	X-TRANS	Y-TRANS	Z-TRANS	X-ROTAN	Y-ROTAN	Z-ROTAN
15		1.6014	-0.0149	0.1032	-0.0001	0.0032	-0.0004
16		-1.5978	-0.0645	0.0629	-0.0001	-0.0008	0.0004
17		-0.1409	0.0187	3.1041	0.0011	-0.0015	0.0002
18		-0.0388	-0.0688	-2.7143	-0.0008	-0.0015	-0.0002
19		1.5051	-0.0168	0.0526	-0.0003	0.0018	-0.0004
20		-1.6941	-0.0663	0.0123	-0.0003	-0.0021	0.0004
21		-0.2372	0.0168	3.0535	0.0010	-0.0029	0.0001
22		-0.1351	-0.0707	-2.7649	-0.0010	-0.0029	-0.0002

********** END OF LATEST ANALYSIS RESULT **********

564. FINISH

********** END OF THE STAAD.Pro RUN **********

**** DATE= JUN 8,2006 TIME= 14:58:33 ****

For questions on STAAD.Pro, please contact
Research Engineers Offices at the following locations

	Telephone	Email
USA:	[redacted]	support@reiusa.com
CANADA		detech@odandetech.com
UK		support@reel.co.uk
FRANCE		support@reel.co.uk
GERMANY		info@reig.de
NORWAY		support@reel.co.uk
SINGAPORE		support@reiasia.net
INDIA		support@calcutta.reiusa.com
JAPAN		eng-eye@crc.co.jp
CHINA		support@reiasia.net
North America		support@reiusa.com
Europe		support@reel.co.uk
Asia		support@reiasia.net