MEMBER END FORCES STRUCTURE TYPE = SPACE

ALL UNITS ARE -- KN METE (LOCAL)

MEMBER	LOAD	JT	AXIAL	SHEAR-Y	SHEAR-Z	TORSION	MOM-Y	MOM-Z
	27	333	-42.57	-5.63	-3.99	0.01	2.99	0.00
		334	42.57	-5.63	-4.40	-0.01	-4.03	0.00
	28	333	11.60	5.63	-3.35	-0.01	1.37	0.00
		334	-11.60	5.63	-5.03	0.01	-5.57	0.00
	29	333	3.64	5.63	-5.05	-0.01	5.61	0.00
		334	-3.64	5.63	-3.33	0.01	-1.31	0.00
	30	333	-19.66	0.53	-4.20	0.00	3.51	0.00
		334	19.66	0.53	-4.19	0.00	-3.49	0.00
	31	333	-27.38	-7.91	-4.01	0.01	3.04	0.00
		334	27.38	-7.91	-4.38	-0.01	-3.95	0.00
	32	333	26.80	3.34	-3.38	0.00	1.42	0.00
		334	-26.80	3.34	-5.01	0.00	-5.50	0.00
	33	333	18.84	3.34	-5.08	0.00	5.66	0.00
		334	-18.84	3.34	-3.31	0.00	-1.23	0.00
	34	333	-50.06	5.10	-4.15	-0.01	3.42	0.00
		334	50.06	5.10	-4.24	0.01	-3.64	0.00
	35	333	-57.77	-3.34	-3.96	0.00	2.95	0.00
		334	57.77	-3.34	-4.42	0.00	-4.10	0.00
	36	333	-3.59	7.91	-3.33	-0.01	1.32	0.00
		334	3.59	7.91	-5.06	0.01	-5.64	0.00
	37	333	-11.56	7.91	-5.03	-0.01	5.56	0.00
		334	11.56	7.91	-3.36	0.01	-1.38	0.00
	38	333	-18.64	0.53	-3.16	0.00	2.66	0.00
		334	18.64	0.53	-3.13	0.00	-2.60	0.00
	39	333	-26.36	-7.91	-2.97	0.01	2.19	0.00
		334	26.36	-7.91	-3.32	-0.01	-3.06	0.00
	40	333	27.82	3.34	-2.34	0.00	0.57	0.00
		334	-27.82	3.34	-3.95	0.00	-4.61	0.00
	41	333	19.85	3.34	-4.04	0.00	4.80	0.00
		334	-19.85	3.34	-2.25	0.00	-0.34	0.00
591	23	334	2.35	2.22	0.00	0.00	0.01	0.00
		380	-2.35	2.72	0.00	0.00	0.00	-0.63
	24	334	0.74	1.94	0.00	0.00	0.02	0.00
		380	-0.74	2.45	0.00	0.00	-0.01	-0.63
	25	334	15.86	9.66	-0.01	0.00	0.02	0.00
		380	-15.86	13.79	0.01	0.00	-0.01	-3.85
	26	334	18.96	2.25	2.36	-0.01	-0.83	0.00
		380	-18.96	2.14	0.45	0.01	-1.56	0.13
	27	334	23.02	2.32	-6.77	0.01	6.62	0.00
		380	-23.02	2.06	1.15	-0.01	3.27	0.33
	28	334	69.73	3.04	5.26	0.00	-3.05	0.00
		380	-69.73	1.35	0.37	0.00	-3.06	2.11
	29	334	-78.90	0.68	6.81	0.00	-6.79	0.00
		380	78.90	3.71	-1.19	0.00	-3.21	-3.79
	30	334	13.04	2.14	0.42	-0.01	-0.08	0.00
		380	-13.04	2.25	0.10	0.01	-0.32	-0.14

the scale towards document
Image Engineering Scan Reference Chart TE263 Serial No. 380
Patch Reference numbers on UTT

MEMBER END FORCES STRUCTURE TYPE = SPACE

ALL UNITS ARE -- KN METE (LOCAL)

MEMBER	LOAD	JT	AXIAL	SHEAR-Y	SHEAR-Z	TORSION	MOM-Y	MOM-Z
	31	334	17.10	2.22	-8.71	0.01	7.38	0.00
		380	-17.10	2.17	0.80	-0.01	4.52	0.05
	32	334	63.81	2.93	3.31	0.00	-2.29	0.00
		380	-63.81	1.46	0.02	0.00	-1.82	1.84
	33	334	-84.82	0.57	4.87	0.00	-6.03	0.00
		380	84.82	3.82	-1.53	0.00	-1.97	-4.06
	34	334	24.87	2.35	4.31	-0.01	-1.59	0.00
		380	-24.87	2.04	0.79	0.01	-2.81	0.40
	35	334	28.94	2.43	-4.83	0.01	5.87	0.00
		380	-28.94	1.96	1.49	-0.01	2.03	0.60
	36	334	75.65	3.15	7.20	0.00	-3.80	0.00
		380	-75.65	1.24	0.71	0.00	-4.31	2.38
	37	334	-72.98	0.79	8.76	0.00	-7.54	0.00
		380	72.98	3.60	-0.84	0.00	-4.46	-3.52
	38	334	13.60	1.67	0.42	-0.01	-0.09	0.00
		380	-13.60	1.63	0.10	0.01	-0.31	0.05
	39	334	17.66	1.75	-8.71	0.01	7.37	0.00
		380	-17.66	1.55	0.80	-0.01	4.53	0.25
	40	334	64.37	2.46	3.32	0.00	-2.30	0.00
		380	-64.37	0.83	0.02	0.00	-1.81	2.03
	41	334	-84.26	0.10	4.87	0.00	-6.05	0.00
		380	84.26	3.19	-1.53	0.00	-1.96	-3.86
592	23	336	87.79	1.26	0.08	0.00	1.06	-0.41
		334	-90.85	-1.26	-0.08	0.00	-1.16	1.97
	24	336	89.91	1.68	-0.03	0.00	0.83	-1.65
		334	-92.63	-1.68	0.03	0.00	-0.79	3.73
	25	336	104.78	1.58	-0.83	0.00	0.34	-1.42
		334	-107.51	-1.58	0.83	0.00	0.68	3.36
	26	336	206.08	-13.60	-0.03	0.91	-4.03	30.61
		334	-208.81	13.60	0.03	-0.91	4.08	-47.41
	27	336	-52.58	23.84	-0.87	0.39	-4.15	-49.21
		334	49.86	-23.84	0.87	-0.39	5.22	78.65
	28	336	105.59	15.65	3.64	0.76	7.20	-33.43
		334	-108.31	-15.65	-3.64	-0.76	-11.70	52.75
	29	336	64.38	-3.50	-3.21	-0.55	-2.88	9.63
		334	-67.10	3.50	3.21	0.55	6.85	-13.96
	30	336	206.94	-17.16	1.11	0.64	-2.68	38.31
		334	-209.66	17.16	-1.11	-0.64	1.31	-59.50
	31	336	-51.72	20.29	0.28	0.11	-2.80	-41.51
		334	49.00	-20.29	-0.28	-0.11	2.45	66.56
	32	336	106.45	12.09	4.79	0.48	8.56	-25.73
		334	-109.17	-12.09	-4.79	-0.48	-14.47	40.66
	33	336	65.23	-7.06	-2.07	-0.83	-1.53	17.33
		334	-67.95	7.06	2.07	0.83	4.08	-26.05
	34	336	205.23	-10.05	-1.18	1.19	-5.39	22.91
		334	-207.95	10.05	1.18	-1.19	6.85	-35.32

MEMBER END FORCES STRUCTURE TYPE = SPACE

ALL UNITS ARE -- KN METE (LOCAL)

MEMBER	LOAD	JT	AXIAL	SHEAR-Y	SHEAR-Z	TORSION	MOM-Y	MOM-Z
	35	336	-53.44	27.40	-2.01	0.67	-5.51	-56.91
		334	50.71	-27.40	2.01	-0.67	7.99	90.74
	36	336	104.73	19.20	2.50	1.04	5.85	-41.12
		334	-107.46	-19.20	-2.50	-1.04	-8.93	64.84
	37	336	63.52	0.05	-4.36	-0.27	-4.24	1.94
		334	-66.24	-0.05	4.36	0.27	9.62	-1.87
	38	336	177.94	-17.89	1.17	0.63	-2.82	39.43
		334	-179.98	17.89	-1.17	-0.63	1.37	-61.52
	39	336	-80.73	19.56	0.34	0.11	-2.94	-40.39
		334	78.69	-19.56	-0.34	-0.11	2.52	64.54
	40	336	77.44	11.36	4.85	0.48	8.42	-24.61
		334	-79.48	-11.36	-4.85	-0.48	-14.41	38.64
	41	336	36.23	-7.79	-2.01	-0.83	-1.67	18.45
		334	-38.27	7.79	2.01	0.83	4.15	-28.07
595	23	338	66.76	-0.63	-0.06	0.00	0.09	-1.60
		332	-75.43	0.63	0.06	0.00	0.12	-0.59
	24	338	68.28	-0.56	-0.12	-0.01	0.13	-1.47
		332	-75.99	0.56	0.12	0.01	0.30	-0.48
	25	338	82.10	-0.48	-0.13	-0.01	0.15	-1.31
		332	-89.81	0.48	0.13	0.01	0.29	-0.36
	26	338	241.23	-1.09	2.09	0.36	1.64	2.86
		332	-248.94	1.09	-2.09	-0.36	-8.95	-6.68
	27	338	-101.68	-1.99	-1.36	-0.36	-1.62	-1.51
		332	93.97	1.99	1.36	0.36	6.37	-5.46
	28	338	-129.68	3.06	-0.16	0.42	0.50	2.86
		332	121.97	-3.06	0.16	-0.42	0.06	7.86
	29	338	256.62	-5.01	-1.46	0.51	-0.76	-6.77
		332	-264.33	5.01	1.46	-0.51	5.86	-10.78
	30	338	230.60	-0.21	2.15	0.10	1.81	2.17
		332	-238.31	0.21	-2.15	-0.10	-9.32	-2.92
	31	338	-112.32	-1.12	-1.30	-0.62	-1.45	-2.20
		332	104.60	1.12	1.30	0.62	6.00	-1.70
	32	338	-140.31	3.94	-0.10	0.16	0.67	2.17
		332	132.60	-3.94	0.10	-0.16	-0.31	11.62
	33	338	245.99	-4.14	-1.40	0.25	-0.59	-7.46
		332	-253.70	4.14	1.40	-0.25	5.49	-7.01
	34	338	251.86	-1.97	2.03	0.61	1.47	3.56
		332	-259.57	1.97	-2.03	-0.61	-8.58	-10.44
	35	338	-91.05	-2.87	-1.41	-0.10	-1.80	-0.81
		332	83.34	2.87	1.41	0.10	6.74	-9.23
	36	338	-119.05	2.19	-0.22	0.68	0.33	3.56
		332	111.34	-2.19	0.22	-0.68	0.44	4.09
	37	338	267.25	-5.89	-1.51	0.77	-0.93	-6.07
		332	-274.97	5.89	1.51	-0.77	6.23	-14.54
	38	338	208.61	-0.07	2.21	0.10	1.76	2.57
		332	-214.39	0.07	-2.21	-0.10	-9.50	-2.83

MEMBER END FORCES STRUCTURE TYPE = SPACE

ALL UNITS ARE -- KN METE (LOCAL)

MEMBER	LOAD	JT	AXIAL	SHEAR-Y	SHEAR-Z	TORSION	MOM-Y	MOM-Z
	39	338	-134.30	-0.98	-1.23	-0.62	-1.51	-1.81
		332	128.52	0.98	1.23	0.62	5.82	-1.61
	40	338	-162.29	4.08	-0.04	0.16	0.62	2.56
		332	156.51	-4.08	0.04	-0.16	-0.49	11.71
	41	338	224.01	-4.00	-1.33	0.26	-0.64	-7.06
		332	-229.79	4.00	1.33	-0.26	5.31	-6.92
596	23	332	-0.54	0.55	0.00	0.00	0.00	0.00
		339	1.31	0.55	0.00	0.00	0.00	0.00
	24	332	-1.02	0.49	0.00	0.00	0.00	0.00
		339	1.71	0.49	0.00	0.00	0.00	0.00
	25	332	-1.54	0.49	0.00	0.00	0.00	0.00
		339	2.22	0.49	0.00	0.00	0.00	0.00
	26	332	-0.05	0.49	0.00	0.00	0.00	0.00
		339	0.73	0.49	0.00	0.00	0.00	0.00
	27	332	11.77	0.49	0.00	0.00	0.00	0.00
		339	-11.09	0.49	0.00	0.00	0.00	0.00
	28	332	-174.94	0.49	0.00	0.00	0.00	0.00
		339	175.63	0.49	0.00	0.00	0.00	0.00
	29	332	167.08	0.49	0.00	0.00	0.00	0.00
		339	-166.40	0.49	0.00	0.00	0.00	0.00
	30	332	-4.23	0.49	0.00	0.00	0.00	0.00
		339	4.91	0.49	0.00	0.00	0.00	0.00
	31	332	7.59	0.49	0.00	0.00	0.00	0.00
		339	-6.91	0.49	0.00	0.00	0.00	0.00
	32	332	-179.13	0.49	0.00	0.00	0.00	0.00
		339	179.81	0.49	0.00	0.00	0.00	0.00
	33	332	162.90	0.49	0.00	0.00	0.00	0.00
		339	-162.21	0.49	0.00	0.00	0.00	0.00
	34	332	4.14	0.49	0.00	0.00	0.00	0.00
		339	-3.45	0.49	0.00	0.00	0.00	0.00
	35	332	15.96	0.49	0.00	0.00	0.00	0.00
		339	-15.27	0.49	0.00	0.00	0.00	0.00
	36	332	-170.76	0.49	0.00	0.00	0.00	0.00
		339	171.44	0.49	0.00	0.00	0.00	0.00
	37	332	171.27	0.49	0.00	0.00	0.00	0.00
		339	-170.58	0.49	0.00	0.00	0.00	0.00
	38	332	-3.67	0.37	0.00	0.00	0.00	0.00
		339	4.19	0.37	0.00	0.00	0.00	0.00
	39	332	8.15	0.37	0.00	0.00	0.00	0.00
		339	-7.63	0.37	0.00	0.00	0.00	0.00
	40	332	-178.57	0.37	0.00	0.00	0.00	0.00
		339	179.08	0.37	0.00	0.00	0.00	0.00
	41	332	163.45	0.37	0.00	0.00	0.00	0.00
		339	-162.94	0.37	0.00	0.00	0.00	0.00
597	23	339	80.59	0.04	-0.21	0.00	0.07	0.40
		333	-89.26	-0.04	0.21	0.00	0.67	-0.24

the scale towards document
Image Engineering Scan Reference Chart TE263 Serial No. 280

MEMBER END FORCES STRUCTURE TYPE = SPACE

ALL UNITS ARE -- KN METE (LOCAL)

MEMBER	LOAD	JT	AXIAL	SHEAR-Y	SHEAR-Z	TORSION	MOM-Y	MOM-Z
	24	339	91.44	0.05	-0.20	0.00	0.07	0.40
		333	-99.15	-0.05	0.20	0.00	0.61	-0.23
	25	339	114.27	0.06	-0.31	0.00	0.14	0.48
		333	-121.98	-0.06	0.31	0.00	0.93	-0.28
	26	339	59.22	5.38	-1.07	0.06	0.41	112.83
		333	-66.93	-5.38	1.07	-0.06	3.34	-94.01
	27	339	49.90	-10.17	-1.50	-0.09	1.08	-228.58
		333	-57.61	10.17	1.50	0.09	4.17	192.97
	28	339	375.04	10.75	4.14	0.14	-3.70	225.10
		333	-382.76	-10.75	-4.14	-0.14	-10.81	-187.49
	29	339	-212.37	10.29	-3.87	0.13	3.36	229.04
		333	204.65	-10.29	3.87	-0.13	10.17	-193.04
	30	339	76.76	1.08	-0.61	0.00	0.12	22.20
		333	-84.47	-1.08	0.61	0.00	2.03	-18.42
	31	339	67.44	-14.47	-1.04	-0.15	0.79	-319.21
		333	-75.15	14.47	1.04	0.15	2.86	268.56
	32	339	392.59	6.44	4.60	0.08	-3.99	134.46
		333	-400.30	-6.44	-4.60	-0.08	-12.11	-111.90
	33	339	-194.82	5.98	-3.41	0.07	3.07	138.40
		333	187.11	-5.98	3.41	-0.07	8.86	-117.45
	34	339	41.67	9.68	-1.53	0.12	0.70	203.47
		333	-49.39	-9.68	1.53	-0.12	4.64	-169.59
	35	339	32.36	-5.87	-1.96	-0.03	1.37	-137.94
		333	-40.07	5.87	1.96	0.03	5.48	117.39
	36	339	357.50	15.05	3.69	0.20	-3.41	315.73
		333	-365.21	-15.05	-3.69	-0.20	-9.50	-263.07
	37	339	-229.91	14.59	-4.32	0.19	3.65	319.67
		333	222.20	-14.59	4.32	-0.19	11.48	-268.62
	38	339	43.01	1.06	-0.56	0.00	0.10	22.07
		333	-48.79	-1.06	0.56	0.00	1.87	-18.36
	39	339	33.69	-14.49	-0.99	-0.15	0.77	-319.34
		333	-39.47	14.49	0.99	0.15	2.70	268.62
	40	339	358.83	6.43	4.65	0.08	-4.01	134.33
		333	-364.62	-6.43	-4.65	-0.08	-12.27	-111.84
	41	339	-228.58	5.97	-3.36	0.07	3.05	138.27
		333	222.79	-5.97	3.36	-0.07	8.70	-117.39
598	23	340	81.32	1.26	0.63	0.00	-1.10	2.43
		336	-86.93	-1.26	-0.63	0.00	-0.32	0.42
	24	340	84.13	1.68	0.40	0.00	-0.79	2.16
		336	-89.12	-1.68	-0.40	0.00	-0.11	1.65
	25	340	99.04	1.58	-0.03	0.00	-0.28	2.15
		336	-104.03	-1.58	0.03	0.00	0.35	1.42
	26	340	200.28	-12.89	-3.34	-0.04	2.65	1.41
		336	-205.28	12.89	3.34	0.04	4.90	-30.61
	27	340	-58.36	24.42	-4.02	-0.11	4.14	6.10
		336	53.37	-24.42	4.02	0.11	4.98	49.21

MEMBER END FORCES STRUCTURE TYPE = SPACE

ALL UNITS ARE -- KN METE (LOCAL)

MEMBER	LOAD	JT	AXIAL	SHEAR-Y	SHEAR-Z	TORSION	MOM-Y	MOM-Z
	28	340	100.81	16.10	6.81	0.00	-6.37	3.04
		336	-105.80	-16.10	-6.81	0.00	-9.06	33.43
	29	340	57.64	-4.16	-3.70	0.11	2.33	0.22
		336	-62.63	4.16	3.70	-0.11	6.05	-9.63
	30	340	201.17	-16.54	-2.13	-0.05	1.38	0.85
		336	-206.16	16.54	2.13	0.05	3.44	-38.31
	31	340	-57.47	20.77	-2.82	-0.12	2.86	5.54
		336	52.48	-20.77	2.82	0.12	3.52	41.51
	32	340	101.70	12.45	8.02	-0.01	-7.65	2.48
		336	-106.69	-12.45	-8.02	0.01	-10.52	25.73
	33	340	58.53	-7.80	-2.49	0.10	1.05	-0.34
		336	-63.52	7.80	2.49	-0.10	4.59	-17.33
	34	340	199.40	-9.25	-4.54	-0.03	3.93	1.96
		336	-204.39	9.25	4.54	0.03	6.36	-22.91
	35	340	-59.25	28.06	-5.23	-0.10	5.41	6.65
		336	54.26	-28.06	5.23	0.10	6.44	56.91
	36	340	99.92	19.74	5.61	0.01	-5.10	3.59
		336	-104.91	-19.74	-5.61	-0.01	-7.60	41.12
	37	340	56.75	-0.51	-4.90	0.12	3.60	0.78
		336	-61.74	0.51	4.90	-0.12	7.51	-1.94
	38	340	173.62	-17.27	-2.14	-0.05	1.47	0.32
		336	-177.37	17.27	2.14	0.05	3.37	-39.43
	39	340	-85.02	20.04	-2.83	-0.12	2.95	5.00
		336	81.28	-20.04	2.83	0.12	3.45	40.39
	40	340	74.15	11.72	8.01	-0.01	-7.56	1.95
		336	-77.89	-11.72	-8.01	0.01	-10.59	24.61
	41	340	30.98	-8.53	-2.50	0.09	1.15	-0.87
		336	-34.72	8.53	2.50	-0.09	4.52	-18.45
599	23	338	-0.31	0.00	-4.70	0.00	3.89	0.00
		339	0.31	0.00	-4.73	0.00	-3.96	0.00
	24	338	-0.02	0.00	-4.18	0.00	3.45	0.00
		339	0.02	0.00	-4.21	0.00	-3.53	0.00
	25	338	-0.27	0.00	-4.18	0.00	3.45	0.00
		339	0.27	0.00	-4.21	0.00	-3.53	0.00
	26	338	-12.27	5.63	-4.22	0.00	3.55	0.00
		339	12.27	5.63	-4.17	0.00	-3.42	0.00
	27	338	-28.52	-11.25	-4.32	0.00	3.79	0.00
		339	28.52	-11.25	-4.07	0.00	-3.17	0.00
	28	338	144.40	11.25	-3.24	0.00	1.11	0.00
		339	-144.40	11.25	-5.14	0.00	-5.86	0.00
	29	338	-130.44	11.25	-5.06	0.00	5.66	0.00
		339	130.44	11.25	-3.33	0.00	-1.34	0.00
	30	338	-2.28	1.09	-4.17	0.00	3.44	0.00
		339	2.28	1.09	-4.21	0.00	-3.53	0.00
	31	338	-18.54	-15.79	-4.27	0.00	3.68	0.00
		339	18.54	-15.79	-4.11	0.00	-3.28	0.00

MEMBER END FORCES STRUCTURE TYPE = SPACE

ALL UNITS ARE -- KN METE (LOCAL)

MEMBER	LOAD	JT	AXIAL	SHEAR-Y	SHEAR-Z	TORSION	MOM-Y	MOM-Z
	32	338	154.38	6.71	-3.20	0.00	1.00	0.00
		339	-154.38	6.71	-5.19	0.00	-5.97	0.00
	33	338	-120.46	6.71	-5.01	0.00	5.55	0.00
		339	120.46	6.71	-3.37	0.00	-1.45	0.00
	34	338	-22.25	10.16	-4.26	0.00	3.66	0.00
		339	22.25	10.16	-4.12	0.00	-3.30	0.00
	35	338	-38.51	-6.71	-4.36	0.00	3.90	0.00
		339	38.51	-6.71	-4.02	0.00	-3.05	0.00
	36	338	134.41	15.79	-3.29	0.00	1.22	0.00
		339	-134.41	15.79	-5.10	0.00	-5.74	0.00
	37	338	-140.43	15.79	-5.10	0.00	5.77	0.00
		339	140.43	15.79	-3.28	0.00	-1.22	0.00
	38	338	-2.42	1.09	-3.13	0.00	2.58	0.00
		339	2.42	1.09	-3.16	0.00	-2.65	0.00
	39	338	-18.67	-15.79	-3.23	0.00	2.82	0.00
		339	18.67	-15.79	-3.06	0.00	-2.40	0.00
	40	338	154.25	6.71	-2.16	0.00	0.14	0.00
		339	-154.25	6.71	-4.13	0.00	-5.09	0.00
	41	338	-120.59	6.71	-3.97	0.00	4.70	0.00
		339	120.59	6.71	-2.32	0.00	-0.57	0.00
600	23	339	-0.81	0.00	-4.72	0.00	3.93	0.00
		340	0.81	0.00	-4.72	0.00	-3.93	0.00
	24	339	-0.90	0.00	-4.19	0.00	3.48	0.00
		340	0.90	0.00	-4.20	0.00	-3.50	0.00
	25	339	-1.44	0.00	-4.19	0.00	3.48	0.00
		340	1.44	0.00	-4.20	0.00	-3.51	0.00
	26	339	-11.61	5.63	-4.41	0.00	4.03	0.00
		340	11.61	5.63	-3.97	0.00	-2.93	0.00
	27	339	-17.51	-11.25	-4.19	0.00	3.47	0.00
		340	17.51	-11.25	-4.20	0.00	-3.51	0.00
	28	339	-1.60	11.25	-2.84	0.00	0.13	0.00
		340	1.60	11.25	-5.54	0.00	-6.88	0.00
	29	339	8.35	11.25	-5.48	0.00	6.69	0.00
		340	-8.35	11.25	-2.91	0.00	-0.27	0.00
	30	339	-5.48	1.09	-4.36	0.00	3.89	0.00
		340	5.48	1.09	-4.03	0.00	-3.07	0.00
	31	339	-11.38	-15.79	-4.13	0.00	3.33	0.00
		340	11.38	-15.79	-4.26	0.00	-3.65	0.00
	32	339	4.52	6.71	-2.79	0.00	-0.02	0.00
		340	-4.52	6.71	-5.60	0.00	-7.03	0.00
	33	339	14.48	6.71	-5.42	0.00	6.55	0.00
		340	-14.48	6.71	-2.97	0.00	-0.42	0.00
	34	339	-17.73	10.16	-4.47	0.00	4.17	0.00
		340	17.73	10.16	-3.92	0.00	-2.78	0.00
	35	339	-23.63	-6.71	-4.24	0.00	3.61	0.00
		340	23.63	-6.71	-4.14	0.00	-3.36	0.00

MEMBER END FORCES STRUCTURE TYPE = SPACE

ALL UNITS ARE -- KN METE (LOCAL)

MEMBER	LOAD	JT	AXIAL	SHEAR-Y	SHEAR-Z	TORSION	MOM-Y	MOM-Z
	36	339	-7.72	15.79	-2.90	0.00	0.27	0.00
		340	7.72	15.79	-5.49	0.00	-6.74	0.00
	37	339	2.23	15.79	-5.53	0.00	6.83	0.00
		340	-2.23	15.79	-2.85	0.00	-0.13	0.00
	38	339	-5.16	1.09	-3.31	0.00	3.02	0.00
		340	5.16	1.09	-2.98	0.00	-2.19	0.00
	39	339	-11.06	-15.79	-3.08	0.00	2.46	0.00
		340	11.06	-15.79	-3.21	0.00	-2.77	0.00
	40	339	4.85	6.71	-1.74	0.00	-0.88	0.00
		340	-4.85	6.71	-4.55	0.00	-6.15	0.00
	41	339	14.80	6.71	-4.37	0.00	5.68	0.00
		340	-14.80	6.71	-1.92	0.00	0.46	0.00
601	23	341	47.53	-1.41	0.01	0.00	0.06	-2.63
		338	-56.21	1.41	-0.01	0.00	-0.09	-2.31
	24	341	51.57	-1.30	0.01	0.00	0.09	-2.52
		338	-59.28	1.30	-0.01	0.00	-0.13	-2.03
	25	341	64.93	-1.40	0.01	0.00	0.13	-2.71
		338	-72.64	1.40	-0.01	0.00	-0.15	-2.19
	26	341	163.59	-2.23	0.11	-0.03	1.25	-1.36
		338	-171.30	2.23	-0.11	0.03	-1.64	-6.44
	27	341	-69.93	-2.56	-0.10	-0.02	-1.27	-7.17
		338	62.22	2.56	0.10	0.02	1.62	-1.80
	28	341	-67.44	1.40	-0.18	-0.07	1.15	10.16
		338	59.73	-1.40	0.18	0.07	-0.50	-5.27
	29	341	170.14	-3.31	0.11	0.11	-1.16	-13.49
		338	-177.86	3.31	-0.11	-0.11	0.76	1.91
	30	341	155.71	-1.82	0.13	-0.03	1.34	-0.66
		338	-163.42	1.82	-0.13	0.03	-1.81	-5.71
	31	341	-77.81	-2.15	-0.08	-0.03	-1.18	-6.47
		338	70.10	2.15	0.08	0.03	1.45	-1.07
	32	341	-75.31	1.81	-0.16	-0.07	1.24	10.87
		338	67.60	-1.81	0.16	0.07	-0.67	-4.54
	33	341	162.27	-2.90	0.13	0.11	-1.06	-12.78
		338	-169.98	2.90	-0.13	-0.11	0.59	2.64
	34	341	171.46	-2.64	0.09	-0.03	1.15	-2.07
		338	-179.17	2.64	-0.09	0.03	-1.47	-7.17
	35	341	-62.06	-2.97	-0.12	-0.02	-1.37	-7.88
		338	54.35	2.97	0.12	0.02	1.80	-2.53
	36	341	-59.56	0.99	-0.21	-0.07	1.05	9.46
		338	51.85	-0.99	0.21	0.07	-0.33	-6.00
	37	341	178.02	-3.72	0.09	0.11	-1.26	-14.19
		338	-185.73	3.72	-0.09	-0.11	0.94	1.18
	38	341	137.69	-1.47	0.13	-0.03	1.30	0.07
		338	-143.48	1.47	-0.13	0.03	-1.76	-5.22
	39	341	-95.83	-1.81	-0.08	-0.03	-1.22	-5.74
		338	90.04	1.81	0.08	0.03	1.51	-0.58



MEMBER END FORCES STRUCTURE TYPE = SPACE

ALL UNITS ARE -- KN METE (LOCAL)

MEMBER	LOAD	JT	AXIAL	SHEAR-Y	SHEAR-Z	TORSION	MOM-Y	MOM-Z
	40	341	-93.33	2.16	-0.17	-0.07	1.20	11.59
		338	87.55	-2.16	0.17	0.07	-0.62	-4.05
	41	341	144.25	-2.55	0.13	0.11	-1.10	-12.06
		338	-150.03	2.55	-0.13	-0.11	0.65	3.13
602	23	338	-0.22	0.55	0.00	0.00	0.00	0.00
		342	0.99	0.55	0.00	0.00	0.00	0.00
	24	338	-0.60	0.49	0.00	0.00	0.00	0.00
		342	1.28	0.49	0.00	0.00	0.00	0.00
	25	338	-0.53	0.49	0.00	0.00	0.00	0.00
		342	1.21	0.49	0.00	0.00	0.00	0.00
	26	338	8.14	0.49	0.00	0.00	0.00	0.00
		342	-7.46	0.49	0.00	0.00	0.00	0.00
	27	338	16.55	0.49	0.00	0.00	0.00	0.00
		342	-15.86	0.49	0.00	0.00	0.00	0.00
	28	338	-158.18	0.49	0.00	0.00	0.00	0.00
		342	158.86	0.49	0.00	0.00	0.00	0.00
	29	338	149.80	0.49	0.00	0.00	0.00	0.00
		342	-149.12	0.49	0.00	0.00	0.00	0.00
	30	338	1.67	0.49	0.00	0.00	0.00	0.00
		342	-0.99	0.49	0.00	0.00	0.00	0.00
	31	338	10.08	0.49	0.00	0.00	0.00	0.00
		342	-9.39	0.49	0.00	0.00	0.00	0.00
	32	338	-164.65	0.49	0.00	0.00	0.00	0.00
		342	165.33	0.49	0.00	0.00	0.00	0.00
	33	338	143.33	0.49	0.00	0.00	0.00	0.00
		342	-142.65	0.49	0.00	0.00	0.00	0.00
	34	338	14.61	0.49	0.00	0.00	0.00	0.00
		342	-13.93	0.49	0.00	0.00	0.00	0.00
	35	338	23.02	0.49	0.00	0.00	0.00	0.00
		342	-22.34	0.49	0.00	0.00	0.00	0.00
	36	338	-151.71	0.49	0.00	0.00	0.00	0.00
		342	152.39	0.49	0.00	0.00	0.00	0.00
	37	338	156.27	0.49	0.00	0.00	0.00	0.00
		342	-155.59	0.49	0.00	0.00	0.00	0.00
	38	338	2.04	0.37	0.00	0.00	0.00	0.00
		342	-1.53	0.37	0.00	0.00	0.00	0.00
	39	338	10.45	0.37	0.00	0.00	0.00	0.00
		342	-9.94	0.37	0.00	0.00	0.00	0.00
	40	338	-164.28	0.37	0.00	0.00	0.00	0.00
		342	164.79	0.37	0.00	0.00	0.00	0.00
	41	338	143.70	0.37	0.00	0.00	0.00	0.00
		342	-143.19	0.37	0.00	0.00	0.00	0.00
603	23	342	61.26	0.04	0.04	0.00	-0.03	0.55
		339	-69.94	-0.04	-0.04	0.00	-0.11	-0.40
	24	342	73.95	0.05	0.04	0.00	-0.03	0.58
		339	-81.66	-0.05	-0.04	0.00	-0.12	-0.40

the scale towards document
Image Engineering Scan Reference Chart TE263 Serial No. 380

MEMBER END FORCES STRUCTURE TYPE = SPACE

ALL UNITS ARE -- KN METE (LOCAL)

MEMBER	LOAD	JT	AXIAL	SHEAR-Y	SHEAR-Z	TORSION	MOM-Y	MOM-Z
	25	342	96.48	0.06	0.07	0.00	-0.04	0.68
		339	-104.19	-0.06	-0.07	0.00	-0.20	-0.48
	26	342	42.10	-5.87	-0.09	0.06	0.11	92.28
		339	-49.81	5.87	0.09	-0.06	0.20	-112.83
	27	342	39.89	12.33	0.15	-0.09	0.25	-185.43
		339	-47.61	-12.33	-0.15	0.09	-0.78	228.58
	28	342	258.23	-11.75	1.75	0.14	-4.08	183.96
		339	-265.94	11.75	-1.75	-0.14	-2.03	-225.10
	29	342	-133.86	-12.21	-1.67	0.13	3.85	186.29
		339	126.15	12.21	1.67	-0.13	1.99	-229.04
	30	342	57.26	-1.10	-0.07	0.00	0.01	18.35
		339	-64.97	1.10	0.07	0.00	0.23	-22.19
	31	342	55.05	17.10	0.17	-0.15	0.15	-259.36
		339	-62.76	-17.10	-0.17	0.15	-0.75	319.22
	32	342	273.39	-6.98	1.77	0.08	-4.18	110.03
		339	-281.10	6.98	-1.77	-0.08	-2.00	-134.46
	33	342	-118.70	-7.44	-1.65	0.07	3.75	112.36
		339	110.99	7.44	1.65	-0.07	2.02	-138.40
	34	342	26.95	-10.64	-0.11	0.12	0.22	166.21
		339	-34.66	10.64	0.11	-0.12	0.17	-203.47
	35	342	24.74	7.55	0.13	-0.03	0.35	-111.50
		339	-32.45	-7.55	-0.13	0.03	-0.81	137.94
	36	342	243.08	-16.53	1.73	0.20	-3.98	257.89
		339	-250.79	16.53	-1.73	-0.20	-2.06	-315.74
	37	342	-149.01	-16.99	-1.69	0.19	3.96	260.22
		339	141.30	16.99	1.69	-0.19	1.96	-319.68
	38	342	28.05	-1.12	-0.08	0.00	0.02	18.16
		339	-33.83	1.12	0.08	0.00	0.28	-22.07
	39	342	25.84	17.08	0.16	-0.15	0.16	-259.55
		339	-31.63	-17.08	-0.16	0.15	-0.70	319.35
	40	342	244.18	-7.00	1.75	0.08	-4.18	109.84
		339	-249.96	7.00	-1.75	-0.08	-1.95	-134.33
	41	342	-147.91	-7.46	-1.67	0.07	3.76	112.17
		339	142.13	7.46	1.67	-0.07	2.07	-138.27
604	23	343	62.26	1.44	-1.18	0.00	2.61	2.21
		340	-70.93	-1.44	1.18	0.00	1.53	2.83
	24	343	66.92	1.30	-1.07	0.00	2.36	1.83
		340	-74.64	-1.30	1.07	0.00	1.39	2.71
	25	343	81.02	1.40	-1.09	0.00	2.40	1.68
		340	-88.73	-1.40	1.09	0.00	1.42	3.23
	26	343	134.72	2.65	-1.96	-0.04	3.94	3.68
		340	-142.43	-2.65	1.96	0.04	2.90	5.58
	27	343	-25.20	2.23	0.85	-0.11	0.18	0.17
		340	17.48	-2.23	-0.85	0.11	-3.15	7.64
	28	343	81.75	2.79	-0.84	0.00	2.20	9.25
		340	-89.46	-2.79	0.84	0.00	0.74	0.50

the scale towards document
Image Engineering Scan Reference Chart TE263 Serial No. 380

MEMBER END FORCES STRUCTURE TYPE = SPACE

ALL UNITS ARE -- KN METE (LOCAL)

MEMBER	LOAD	JT	AXIAL	SHEAR-Y	SHEAR-Z	TORSION	MOM-Y	MOM-Z
	29	343	45.17	-0.80	-1.72	0.11	2.95	-5.40
		340	-52.89	0.80	1.72	-0.11	3.08	2.60
	30	343	135.51	2.27	-2.11	-0.05	3.99	3.48
		340	-143.22	-2.27	2.11	0.05	3.40	4.45
	31	343	-24.40	1.85	0.69	-0.12	0.23	-0.03
		340	16.69	-1.85	-0.69	0.12	-2.66	6.51
	32	343	82.54	2.41	-1.00	-0.01	2.25	9.06
		340	-90.26	-2.41	1.00	0.01	1.23	-0.62
	33	343	45.97	-1.18	-1.88	0.10	2.99	-5.59
		340	-53.68	1.18	1.88	-0.10	3.57	1.47
	34	343	133.93	3.02	-1.80	-0.03	3.89	3.87
		340	-141.64	-3.02	1.80	0.03	2.41	6.71
	35	343	-25.99	2.61	1.00	-0.10	0.14	0.36
		340	18.28	-2.61	-1.00	0.10	-3.65	8.77
	36	343	80.96	3.17	-0.68	0.01	2.15	9.45
		340	-88.67	-3.17	0.68	-0.01	0.24	1.63
	37	343	44.38	-0.42	-1.57	0.12	2.90	-5.21
		340	-52.09	0.42	1.57	-0.12	2.58	3.73
	38	343	112.41	1.93	-1.83	-0.05	3.38	3.10
		340	-118.19	-1.93	1.83	0.05	3.04	3.67
	39	343	-47.50	1.52	0.97	-0.12	-0.38	-0.41
		340	41.72	-1.52	-0.97	0.12	-3.02	5.73
	40	343	59.44	2.08	-0.72	-0.01	1.64	8.68
		340	-65.23	-2.08	0.72	0.01	0.87	-1.41
	41	343	22.87	-1.51	-1.60	0.09	2.38	-5.98
		340	-28.65	1.51	1.60	-0.09	3.21	0.69
605	23	341	1.37	0.00	-5.21	0.00	4.31	0.00
		342	-1.37	0.00	-5.24	0.00	-4.39	0.00
	24	341	1.55	0.00	-4.63	0.00	3.82	0.00
		342	-1.55	0.00	-4.66	0.00	-3.91	0.00
	25	341	1.59	0.00	-4.62	0.00	3.82	0.00
		342	-1.59	0.00	-4.66	0.00	-3.92	0.00
	26	341	-10.29	6.68	-4.68	0.00	3.95	0.00
		342	10.29	6.68	-4.61	0.00	-3.79	0.00
	27	341	-25.18	-13.35	-4.73	0.01	4.08	0.00
		342	25.18	-13.35	-4.56	-0.01	-3.65	0.00
	28	341	127.82	13.35	-3.85	-0.01	1.88	0.00
		342	-127.82	13.35	-5.43	0.01	-5.83	0.00
	29	341	-112.63	13.35	-5.36	-0.01	5.66	0.00
		342	112.63	13.35	-3.93	0.01	-2.10	0.00
	30	341	-0.34	1.50	-4.64	0.00	3.85	0.00
		342	0.34	1.50	-4.65	0.00	-3.89	0.00
	31	341	-15.22	-18.53	-4.69	0.01	3.99	0.00
		342	15.22	-18.53	-4.59	-0.01	-3.74	0.00
	32	341	137.77	8.18	-3.82	-0.01	1.78	0.00
		342	-137.77	8.18	-5.47	0.01	-5.92	0.00

the scale towards document
Image Engineering Scan Reference Chart TE263 Serial No. 380

MEMBER END FORCES STRUCTURE TYPE = SPACE

ALL UNITS ARE -- KN METE (LOCAL)

MEMBER	LOAD	JT	AXIAL	SHEAR-Y	SHEAR-Z	TORSION	MOM-Y	MOM-Z
	33	341	-102.67	8.18	-5.32	-0.01	5.56	0.00
		342	102.67	8.18	-3.97	0.01	-2.19	0.00
	34	341	-20.25	11.85	-4.71	-0.01	4.05	0.00
		342	20.25	11.85	-4.57	0.01	-3.70	0.00
	35	341	-35.13	-8.18	-4.77	0.00	4.18	0.00
		342	35.13	-8.18	-4.52	0.00	-3.55	0.00
	36	341	117.86	18.53	-3.89	-0.01	1.98	0.00
		342	-117.86	18.53	-5.40	0.01	-5.73	0.00
	37	341	-122.58	18.53	-5.40	-0.01	5.76	0.00
		342	122.58	18.53	-3.89	0.01	-2.00	0.00
	38	341	-0.91	1.50	-3.48	0.00	2.90	0.00
		342	0.91	1.50	-3.48	0.00	-2.90	0.00
	39	341	-15.79	-18.53	-3.54	0.01	3.04	0.00
		342	15.79	-18.53	-3.43	-0.01	-2.76	0.00
	40	341	137.20	8.18	-2.66	-0.01	0.83	0.00
		342	-137.20	8.18	-4.30	0.01	-4.94	0.00
	41	341	-103.24	8.18	-4.16	-0.01	4.62	0.00
		342	103.24	8.18	-2.80	0.01	-1.21	0.00
606	23	342	0.82	0.00	-5.22	0.00	4.34	0.00
		343	-0.82	0.00	-5.23	0.00	-4.36	0.00
	24	342	0.73	0.00	-4.63	0.00	3.84	0.00
		343	-0.73	0.00	-4.65	0.00	-3.89	0.00
	25	342	0.81	0.00	-4.63	0.00	3.82	0.00
		343	-0.81	0.00	-4.66	0.00	-3.91	0.00
	26	342	-3.98	6.68	-4.87	0.00	4.43	0.00
		343	3.98	6.68	-4.42	0.00	-3.29	0.00
	27	342	-12.02	-13.35	-4.57	-0.01	3.68	0.00
		343	12.02	-13.35	-4.72	0.01	-4.05	0.00
	28	342	-3.60	13.35	-3.36	0.01	0.71	0.00
		343	3.60	13.35	-5.92	-0.01	-7.10	0.00
	29	342	11.26	13.35	-5.86	0.01	6.88	0.00
		343	-11.26	13.35	-3.42	-0.01	-0.78	0.00
	30	342	0.69	1.50	-4.82	0.00	4.31	0.00
		343	-0.69	1.50	-4.47	0.00	-3.42	0.00
	31	342	-7.34	-18.53	-4.52	-0.01	3.55	0.00
		343	7.34	-18.53	-4.77	0.01	-4.18	0.00
	32	342	1.08	8.18	-3.31	0.01	0.58	0.00
		343	-1.08	8.18	-5.98	-0.01	-7.23	0.00
	33	342	15.94	8.18	-5.81	0.01	6.76	0.00
		343	-15.94	8.18	-3.48	-0.01	-0.91	0.00
	34	342	-8.66	11.85	-4.92	0.01	4.56	0.00
		343	8.66	11.85	-4.36	-0.01	-3.16	0.00
	35	342	-16.70	-8.18	-4.62	0.00	3.80	0.00
		343	16.70	-8.18	-4.67	0.00	-3.92	0.00
	36	342	-8.28	18.53	-3.42	0.01	0.83	0.00
		343	8.28	18.53	-5.87	-0.01	-6.97	0.00



MEMBER END FORCES STRUCTURE TYPE = SPACE

ALL UNITS ARE -- KN METE (LOCAL)

MEMBER	LOAD	JT	AXIAL	SHEAR-Y	SHEAR-Z	TORSION	MOM-Y	MOM-Z
	37	342	6.58	18.53	-5.92	0.01	7.01	0.00
		343	-6.58	18.53	-3.37	-0.01	-0.65	0.00
	38	342	0.51	1.50	-3.67	0.00	3.35	0.00
		343	-0.51	1.50	-3.30	0.00	-2.44	0.00
	39	342	-7.52	-18.53	-3.36	-0.01	2.60	0.00
		343	7.52	-18.53	-3.60	0.01	-3.20	0.00
	40	342	0.90	8.18	-2.16	0.01	-0.37	0.00
		343	-0.90	8.18	-4.81	-0.01	-6.25	0.00
	41	342	15.75	8.18	-4.66	0.01	5.81	0.00
		343	-15.75	8.18	-2.31	-0.01	0.07	0.00
607	23	344	22.78	-0.54	0.02	0.00	-0.02	-0.94
		341	-34.94	0.54	-0.02	0.00	-0.06	-1.69
	24	344	29.53	-0.43	0.03	0.00	-0.04	-0.78
		341	-40.33	0.43	-0.03	0.00	-0.09	-1.33
	25	344	41.92	-0.38	0.03	0.00	-0.02	-0.73
		341	-52.73	0.38	-0.03	0.00	-0.13	-1.13
	26	344	87.31	-1.25	0.86	-0.26	-2.97	-3.10
		341	-98.11	1.25	-0.86	0.26	-1.24	-3.04
	27	344	-49.94	0.69	-1.01	0.07	3.71	0.39
		341	39.13	-0.69	1.01	-0.07	1.27	2.98
	28	344	12.78	-3.75	0.61	-0.20	-1.85	-5.45
		341	-23.59	3.75	-0.61	0.20	-1.14	-12.93
	29	344	44.90	1.99	-0.44	-0.11	0.97	1.12
		341	-55.71	-1.99	0.44	0.11	1.17	8.67
	30	344	85.55	-1.17	0.88	-0.15	-2.98	-2.19
		341	-96.36	1.17	-0.88	0.15	-1.34	-3.54
	31	344	-51.69	0.77	-0.99	0.18	3.70	1.31
		341	40.89	-0.77	0.99	-0.18	1.16	2.48
	32	344	11.02	-3.66	0.63	-0.08	-1.85	-4.53
		341	-21.83	3.66	-0.63	0.08	-1.24	-13.43
	33	344	43.14	2.08	-0.41	0.00	0.97	2.03
		341	-53.95	-2.08	0.41	0.00	1.07	8.17
	34	344	89.06	-1.34	0.84	-0.38	-2.97	-4.02
		341	-99.87	1.34	-0.84	0.38	-1.14	-2.54
	35	344	-48.18	0.60	-1.04	-0.05	3.71	-0.53
		341	37.38	-0.60	1.04	0.05	1.37	3.49
	36	344	14.53	-3.83	0.59	-0.31	-1.84	-6.36
		341	-25.34	3.83	-0.59	0.31	-1.04	-12.43
	37	344	46.66	1.91	-0.46	-0.23	0.98	0.20
		341	-57.46	-1.91	0.46	0.23	1.27	9.17
	38	344	73.07	-1.09	0.87	-0.15	-2.96	-2.02
		341	-81.17	1.09	-0.87	0.15	-1.30	-3.31
	39	344	-64.18	0.86	-1.00	0.18	3.72	1.48
		341	56.08	-0.86	1.00	-0.18	1.21	2.72
	40	344	-1.46	-3.58	0.62	-0.08	-1.83	-4.36
		341	-6.64	3.58	-0.62	0.08	-1.20	-13.19

MEMBER END FORCES STRUCTURE TYPE = SPACE

ALL UNITS ARE -- KN METE (LOCAL)

MEMBER	LOAD	JT	AXIAL	SHEAR-Y	SHEAR-Z	TORSION	MOM-Y	MOM-Z
	41	344	30.66	2.16	-0.43	0.00	0.99	2.20
		341	-38.76	-2.16	0.43	0.00	1.11	8.40
609	23	345	37.63	0.04	-0.01	0.00	0.06	0.77
		342	-49.78	-0.04	0.01	0.00	-0.02	-0.55
	24	345	52.71	0.05	0.00	0.00	0.06	0.82
		342	-63.52	-0.05	0.00	0.00	-0.04	-0.58
	25	345	75.29	0.06	0.00	0.00	0.07	0.96
		342	-86.10	-0.06	0.00	0.00	-0.06	-0.68
	26	345	25.69	-19.22	-0.17	0.06	0.30	-1.99
		342	-36.50	19.22	0.17	-0.06	0.53	-92.29
	27	345	28.66	39.03	0.03	-0.09	0.07	5.98
		342	-39.47	-39.03	-0.03	0.09	-0.22	185.45
	28	345	147.13	-38.45	0.20	0.14	0.07	-4.64
		342	-157.93	38.45	-0.20	-0.14	-1.04	-183.98
	29	345	-69.35	-38.91	-0.23	0.13	0.18	-4.56
		342	58.54	38.91	0.23	-0.13	0.93	-186.31
	30	345	37.15	-4.10	-0.13	0.00	0.21	-1.74
		342	-47.95	4.10	0.13	0.00	0.41	-18.35
	31	345	40.12	54.15	0.07	-0.15	-0.03	6.23
		342	-50.92	-54.15	-0.07	0.15	-0.34	259.39
	32	345	158.58	-23.33	0.24	0.08	-0.02	-4.39
		342	-169.39	23.33	-0.24	-0.08	-1.16	-110.04
	33	345	-57.89	-23.79	-0.18	0.07	0.08	-4.32
		342	47.08	23.79	0.18	-0.07	0.82	-112.37
	34	345	14.23	-34.34	-0.21	0.12	0.40	-2.23
		342	-25.04	34.34	0.21	-0.12	0.64	-166.23
	35	345	17.20	23.90	-0.01	-0.03	0.16	5.74
		342	-28.01	-23.90	0.01	0.03	-0.10	111.51
	36	345	135.67	-53.58	0.15	0.20	0.17	-4.88
		342	-146.47	53.58	-0.15	-0.20	-0.92	-257.92
	37	345	-80.81	-54.04	-0.27	0.19	0.27	-4.81
		342	70.00	54.04	0.27	-0.19	1.05	-260.25
	38	345	13.37	-4.12	-0.13	0.00	0.19	-2.02
		342	-21.48	4.12	0.13	0.00	0.43	-18.16
	39	345	16.34	54.13	0.07	-0.15	-0.05	5.94
		342	-24.45	-54.13	-0.07	0.15	-0.31	259.58
	40	345	134.81	-23.35	0.24	0.08	-0.04	-4.68
		342	-142.92	23.35	-0.24	-0.08	-1.13	-109.85
	41	345	-81.66	-23.81	-0.18	0.07	0.06	-4.60
		342	73.56	23.81	0.18	-0.07	0.84	-112.18
610	23	348	38.12	0.62	-0.46	0.00	0.61	0.88
		343	-50.28	-0.62	0.46	0.00	1.67	2.15
	24	348	44.62	0.57	-0.40	0.00	0.48	0.72
		343	-55.43	-0.57	0.40	0.00	1.47	2.06
	25	348	57.66	0.59	-0.38	0.00	0.41	0.68
		343	-68.47	-0.59	0.38	0.00	1.47	2.23



MEMBER END FORCES STRUCTURE TYPE = SPACE

ALL UNITS ARE -- KN METE (LOCAL)

MEMBER	LOAD	JT	AXIAL	SHEAR-Y	SHEAR-Z	TORSION	MOM-Y	MOM-Z
	26	348	77.60	-0.05	0.16	-0.04	-1.36	0.16
		343	-88.40	0.05	-0.16	0.04	0.59	-0.38
	27	348	-9.42	0.90	-1.14	-0.11	2.76	0.54
		343	-1.39	-0.90	1.14	0.11	2.81	3.88
	28	348	50.03	-0.29	-0.58	0.00	1.10	0.74
		343	-60.84	0.29	0.58	0.00	1.77	-2.15
	29	348	26.98	1.29	-0.02	0.11	-0.68	0.15
		343	-37.79	-1.29	0.02	-0.11	0.78	6.18
	30	348	79.77	0.07	0.17	-0.05	-1.39	0.42
		343	-90.57	-0.07	-0.17	0.05	0.54	-0.06
	31	348	-7.25	1.02	-1.12	-0.12	2.74	0.81
		343	-3.56	-1.02	1.12	0.12	2.76	4.21
	32	348	52.20	-0.17	-0.57	-0.01	1.07	1.01
		343	-63.01	0.17	0.57	0.01	1.72	-1.83
	33	348	29.15	1.41	0.00	0.10	-0.71	0.42
		343	-39.96	-1.41	0.00	-0.10	0.73	6.50
	34	348	75.42	-0.17	0.14	-0.03	-1.34	-0.11
		343	-86.23	0.17	-0.14	0.03	0.65	-0.71
	35	348	-11.59	0.78	-1.15	-0.10	2.79	0.28
		343	0.78	-0.78	1.15	0.10	2.87	3.56
	36	348	47.86	-0.41	-0.60	0.01	1.12	0.47
		343	-58.67	0.41	0.60	-0.01	1.83	-2.47
	37	348	24.81	1.17	-0.04	0.12	-0.65	-0.11
		343	-35.62	-1.17	0.04	-0.12	0.84	5.86
	38	348	62.70	-0.08	0.26	-0.05	-1.48	0.27
		343	-70.81	0.08	-0.26	0.05	0.18	-0.66
	39	348	-24.31	0.87	-1.03	-0.12	2.65	0.66
		343	16.20	-0.87	1.03	0.12	2.40	3.61
	40	348	35.14	-0.32	-0.48	-0.01	0.98	0.86
		343	-43.24	0.32	0.48	0.01	1.36	-2.43
	41	348	12.09	1.26	0.09	0.09	-0.79	0.27
		343	-20.19	-1.26	-0.09	-0.09	0.37	5.90
611	23	344	0.65	8.94	-0.01	0.00	0.02	0.00
		345	-0.65	8.94	0.01	0.00	0.03	0.00
	24	344	1.01	17.32	-0.02	0.00	0.04	0.00
		345	-1.01	17.32	0.02	0.00	0.04	0.00
	25	344	1.25	29.62	-0.02	0.00	0.04	0.00
		345	-1.25	28.57	0.02	0.00	0.05	0.00
	26	344	-7.27	7.87	4.77	-0.02	-3.24	0.00
		345	7.27	7.87	4.98	0.02	3.75	0.00
	27	344	-12.93	11.13	-8.58	0.05	3.01	0.00
		345	12.93	11.13	-10.92	-0.05	-8.87	0.00
	28	344	57.64	6.82	8.63	-0.05	-3.53	0.00
		345	-57.64	6.82	10.87	0.05	9.14	0.00
	29	344	-46.07	11.13	8.91	-0.05	-3.87	0.00
		345	46.07	11.13	10.59	0.05	8.07	0.00

MEMBER END FORCES STRUCTURE TYPE = SPACE

ALL UNITS ARE -- KN METE (LOCAL)

MEMBER	LOAD	JT	AXIAL	SHEAR-Y	SHEAR-Z	TORSION	MOM-Y	MOM-Z
	30	344	-3.26	11.13	2.27	0.00	-1.66	0.00
		345	3.26	11.13	2.30	0.00	1.73	0.00
	31	344	-8.91	14.40	-11.08	0.07	4.58	0.00
		345	8.91	14.40	-13.60	-0.07	-10.89	0.00
	32	344	61.66	10.08	6.13	-0.03	-1.96	0.00
		345	-61.66	10.08	8.20	0.03	7.12	0.00
	33	344	-42.05	14.40	6.41	-0.03	-2.29	0.00
		345	42.05	14.40	7.91	0.03	6.05	0.00
	34	344	-11.29	4.61	7.27	-0.04	-4.81	0.00
		345	11.29	4.61	7.66	0.04	5.77	0.00
	35	344	-16.95	7.87	-6.08	0.03	1.43	0.00
		345	16.95	7.87	-8.25	-0.03	-6.85	0.00
	36	344	53.63	3.56	11.13	-0.07	-5.11	0.00
		345	-53.63	3.56	13.55	0.07	11.16	0.00
	37	344	-50.09	7.87	11.41	-0.07	-5.44	0.00
		345	50.09	7.87	13.27	0.07	10.09	0.00
	38	344	-3.74	1.65	2.28	0.00	-1.68	0.00
		345	3.74	1.65	2.29	0.00	1.71	0.00
	39	344	-9.40	4.91	-11.07	0.07	4.56	0.00
		345	9.40	4.91	-13.61	-0.07	-10.91	0.00
	40	344	61.17	0.60	6.14	-0.03	-1.98	0.00
		345	-61.17	0.60	8.19	0.03	7.10	0.00
	41	344	-42.54	4.91	6.42	-0.03	-2.31	0.00
		345	42.54	4.91	7.91	0.03	6.02	0.00
612	23	345	0.89	17.13	0.05	-0.15	-0.04	0.00
		346	-0.89	-10.40	-0.05	0.15	-0.05	25.88
	24	345	1.32	24.78	0.09	-0.16	-0.07	0.00
		346	-1.32	-11.75	-0.09	0.16	-0.11	34.34
	25	345	1.87	36.21	0.13	-0.18	-0.09	0.00
		346	-1.87	-14.73	-0.13	0.18	-0.16	47.88
	26	345	-4.11	15.77	3.52	-0.09	-2.80	0.00
		346	4.11	-9.85	0.14	0.09	-0.38	24.07
	27	345	-8.63	17.93	-6.90	-0.22	6.22	0.00
		346	8.63	-9.56	-0.44	0.22	-0.15	25.84
	28	345	-13.17	17.24	8.11	-0.03	-6.54	0.00
		346	13.17	-8.86	-0.78	0.03	-1.81	24.54
	29	345	21.24	15.19	5.14	-0.04	-5.44	0.00
		346	-21.24	-10.06	2.20	0.04	2.67	23.73
	30	345	-1.67	19.10	1.86	-0.14	-1.39	0.00
		346	1.67	-10.73	-0.14	0.14	-0.50	28.04
	31	345	-6.19	21.27	-8.55	-0.27	7.63	0.00
		346	6.19	-10.44	-0.72	0.27	-0.27	29.81
	32	345	-10.73	20.58	6.45	-0.08	-5.14	0.00
		346	10.73	-9.75	-1.06	0.08	-1.93	28.51
	33	345	23.69	18.52	3.48	-0.09	-4.03	0.00
		346	-23.69	-10.94	1.91	0.09	2.55	27.70

MEMBER END FORCES STRUCTURE TYPE = SPACE

ALL UNITS ARE -- KN METE (LOCAL)

MEMBER	LOAD	JT	AXIAL	SHEAR-Y	SHEAR-Z	TORSION	MOM-Y	MOM-Z
	34	345	-6.55	12.43	5.18	-0.05	-4.20	0.00
		346	6.55	-8.96	0.43	0.05	-0.26	20.10
	35	345	-11.08	14.59	-5.24	-0.18	4.82	0.00
		346	11.08	-8.67	-0.15	0.18	-0.03	21.87
	36	345	-15.61	13.90	9.77	0.01	-7.95	0.00
		346	15.61	-7.98	-0.49	-0.01	-1.69	20.57
	37	345	18.80	11.85	6.79	0.01	-6.84	0.00
		346	-18.80	-9.17	2.48	-0.01	2.79	19.76
	38	345	-2.29	7.65	1.81	-0.09	-1.36	0.00
		346	2.29	-6.41	-0.09	0.09	-0.43	13.22
	39	345	-6.81	9.82	-8.60	-0.22	7.66	0.00
		346	6.81	-6.13	-0.67	0.22	-0.20	14.99
	40	345	-11.35	9.12	6.40	-0.03	-5.10	0.00
		346	11.35	-5.43	-1.01	0.03	-1.87	13.68
	41	345	23.07	7.07	3.43	-0.03	-4.00	0.00
		346	-23.07	-6.62	1.96	0.03	2.62	12.87
613	23	346	0.32	-1.73	0.04	0.09	0.01	-25.77
		347	-0.32	11.92	-0.04	-0.09	-0.13	6.33
	24	346	0.47	0.67	0.01	0.09	0.05	-34.22
		347	-0.47	19.08	-0.01	-0.09	-0.09	7.97
	25	346	0.67	3.33	-0.01	0.11	0.09	-47.73
		347	-0.67	29.24	0.01	-0.11	-0.07	10.80
	26	346	-5.67	-1.83	2.18	0.09	-0.04	-23.98
		347	5.67	10.80	3.38	-0.09	1.76	5.98
	27	346	-5.18	-0.57	-6.01	0.06	1.31	-25.73
		347	5.18	13.26	-5.11	-0.06	-0.03	6.03
	28	346	-11.35	0.12	3.83	0.10	0.86	-24.47
		347	11.35	12.57	7.28	-0.10	4.06	6.73
	29	346	12.62	-2.62	7.13	0.10	-3.44	-23.61
		347	-12.62	10.40	3.98	-0.10	-1.05	5.06
	30	346	-2.86	-1.07	0.97	0.09	0.20	-27.94
		347	2.86	13.76	1.64	-0.09	0.75	6.80
	31	346	-2.37	0.19	-7.21	0.06	1.55	-29.68
		347	2.37	16.22	-6.85	-0.06	-1.04	6.84
	32	346	-8.53	0.88	2.63	0.10	1.09	-28.43
		347	8.53	15.53	5.54	-0.10	3.05	7.54
	33	346	15.44	-1.86	5.93	0.10	-3.20	-27.57
		347	-15.44	13.36	2.24	-0.10	-2.05	5.88
	34	346	-8.49	-2.59	3.38	0.09	-0.28	-20.03
		347	8.49	7.84	5.13	-0.09	2.77	5.17
	35	346	-8.00	-1.32	-4.80	0.06	1.08	-21.77
		347	8.00	10.30	-3.36	-0.06	0.98	5.21
	36	346	-14.17	-0.64	5.04	0.10	0.62	-20.52
		347	14.17	9.61	9.03	-0.10	5.07	5.91
	37	346	9.80	-3.38	8.34	0.11	-3.68	-19.66
		347	-9.80	7.44	5.73	-0.11	-0.04	4.25

the scale towards document
Image Engineering Scan Reference Chart TE263 Serial No. 380
Patch Reference numbers on UTT

MEMBER END FORCES STRUCTURE TYPE = SPACE

ALL UNITS ARE -- KN METE (LOCAL)

MEMBER	LOAD	JT	AXIAL	SHEAR-Y	SHEAR-Z	TORSION	MOM-Y	MOM-Z
	38	346	-3.08	-2.45	0.98	0.06	0.16	-13.16
		347	3.08	4.33	1.63	-0.06	0.76	3.51
	39	346	-2.59	-1.18	-7.20	0.03	1.52	-14.91
		347	2.59	6.78	-6.86	-0.03	-1.03	3.56
	40	346	-8.75	-0.50	2.64	0.07	1.06	-13.65
		347	8.75	6.10	5.53	-0.07	3.06	4.26
	41	346	15.22	-3.24	5.94	0.07	-3.24	-12.79
		347	-15.22	3.92	2.23	-0.07	-2.05	2.59
614	23	347	0.33	-22.93	-1.05	0.09	0.16	-6.32
		348	-0.33	23.90	1.05	-0.09	0.13	0.00
	24	347	0.46	-28.57	-0.91	0.09	0.10	-7.97
		348	-0.46	30.44	0.91	-0.09	0.15	0.00
	25	347	0.64	-38.43	-0.90	0.11	0.07	-10.79
		348	-0.64	41.52	0.90	-0.11	0.18	0.00
	26	347	-5.75	-21.72	-8.43	0.09	-1.75	-5.98
		348	5.75	22.57	8.96	-0.09	4.10	0.00
	27	347	-5.84	-21.70	-8.33	0.06	-0.78	-6.02
		348	5.84	22.90	7.28	-0.06	2.88	0.00
	28	347	-11.57	-24.38	-9.02	0.10	-4.03	-6.75
		348	11.57	25.59	10.07	-0.10	6.60	0.00
	29	347	13.55	-18.29	15.50	0.10	1.90	-5.04
		348	-13.55	19.03	-14.45	-0.10	-5.94	0.00
	30	347	-2.91	-24.56	-5.35	0.09	-0.73	-6.79
		348	2.91	25.77	5.60	-0.09	2.21	0.00
	31	347	-3.00	-24.54	-5.25	0.06	0.25	-6.84
		348	3.00	26.09	3.92	-0.06	0.99	0.00
	32	347	-8.73	-27.22	-5.94	0.10	-3.00	-7.56
		348	8.73	28.78	6.71	-0.10	4.71	0.00
	33	347	16.39	-21.13	18.58	0.10	2.92	-5.85
		348	-16.39	22.22	-17.81	-0.10	-7.83	0.00
	34	347	-8.59	-18.88	-11.51	0.09	-2.77	-5.17
		348	8.59	19.38	12.31	-0.09	5.99	0.00
	35	347	-8.68	-18.86	-11.41	0.06	-1.80	-5.21
		348	8.68	19.71	10.64	-0.06	4.78	0.00
	36	347	-14.41	-21.54	-12.10	0.10	-5.05	-5.93
		348	14.41	22.39	13.43	-0.10	8.50	0.00
	37	347	10.71	-15.45	12.42	0.11	0.87	-4.22
		348	-10.71	15.83	-11.09	-0.11	-4.05	0.00
	38	347	-3.12	-12.92	-5.14	0.06	-0.73	-3.51
		348	3.12	13.10	5.38	-0.06	2.15	0.00
	39	347	-3.21	-12.89	-5.04	0.03	0.25	-3.55
		348	3.21	13.42	3.71	-0.03	0.94	0.00
	40	347	-8.94	-15.58	-5.73	0.07	-3.00	-4.28
		348	8.94	16.11	6.50	-0.07	4.66	0.00
	41	347	16.19	-9.48	18.79	0.07	2.92	-2.57
		348	-16.19	9.55	-18.02	-0.07	-7.89	0.00

MEMBER END FORCES STRUCTURE TYPE = SPACE

ALL UNITS ARE -- KN METE (LOCAL)

MEMBER	LOAD	JT	AXIAL	SHEAR-Y	SHEAR-Z	TORSION	MOM-Y	MOM-Z
615	23	344	6.71	0.46	-0.02	0.00	0.02	-0.94
		349	-3.65	-0.46	0.02	0.00	0.00	1.51
	24	344	5.96	0.45	-0.03	0.00	0.04	-0.77
		349	-3.24	-0.45	0.03	0.00	0.00	1.34
	25	344	5.96	0.49	-0.01	0.00	0.02	-0.72
		349	-3.24	-0.49	0.01	0.00	0.00	1.33
	26	344	5.98	0.70	-2.43	0.00	3.00	-0.52
		349	-3.26	-0.70	2.43	0.00	0.00	1.38
	27	344	6.00	0.62	3.04	0.00	-3.75	-0.67
		349	-3.28	-0.62	-3.04	0.00	-0.01	1.43
	28	344	5.65	-2.08	-1.54	0.00	1.90	-3.14
		349	-2.93	2.08	1.54	0.00	0.01	0.57
	29	344	6.25	3.91	0.74	0.00	-0.92	2.79
		349	-3.53	-3.91	-0.74	0.00	0.01	2.04
	30	344	5.97	0.46	-2.41	0.00	2.98	-0.78
		349	-3.25	-0.46	2.41	0.00	0.00	1.35
	31	344	5.99	0.38	3.06	0.00	-3.77	-0.93
		349	-3.27	-0.38	-3.06	0.00	-0.01	1.40
	32	344	5.64	-2.31	-1.53	0.00	1.88	-3.40
		349	-2.92	2.31	1.53	0.00	0.00	0.54
	33	344	6.24	3.67	0.76	0.00	-0.94	2.52
		349	-3.52	-3.67	-0.76	0.00	0.00	2.01
	34	344	5.99	0.93	-2.44	0.00	3.01	-0.25
		349	-3.27	-0.93	2.44	0.00	0.01	1.40
	35	344	6.01	0.85	3.03	0.00	-3.74	-0.40
		349	-3.29	-0.85	-3.03	0.00	0.00	1.46
	36	344	5.66	-1.84	-1.56	0.00	1.91	-2.87
		349	-2.94	1.84	1.56	0.00	0.01	0.60
	37	344	6.26	4.14	0.73	0.00	-0.91	3.05
		349	-3.54	-4.14	-0.73	0.00	0.01	2.07
	38	344	4.48	0.32	-2.40	0.00	2.96	-0.62
		349	-2.44	-0.32	2.40	0.00	0.00	1.02
	39	344	4.50	0.24	3.07	0.00	-3.79	-0.77
		349	-2.46	-0.24	-3.07	0.00	-0.01	1.07
	40	344	4.15	-2.45	-1.51	0.00	1.86	-3.24
		349	-2.11	2.45	1.51	0.00	0.00	0.21
	41	344	4.75	3.53	0.77	0.00	-0.96	2.69
		349	-2.71	-3.53	-0.77	0.00	0.00	1.68
616	23	345	6.72	0.00	0.12	0.00	-0.17	0.00
		350	-3.65	0.00	-0.12	0.00	0.02	0.00
	24	345	5.97	0.00	0.12	0.00	-0.19	0.00
		350	-3.25	0.00	-0.12	0.00	0.04	0.00
	25	345	5.96	0.00	0.14	0.00	-0.22	0.00
		350	-3.24	0.00	-0.14	0.00	0.05	0.00
	26	345	6.06	2.03	0.12	0.00	0.13	2.51
		350	-3.34	-2.03	-0.12	0.00	-0.28	-0.01



MEMBER END FORCES STRUCTURE TYPE = SPACE

ALL UNITS ARE -- KN METE (LOCAL)

MEMBER	LOAD	JT	AXIAL	SHEAR-Y	SHEAR-Z	TORSION	MOM-Y	MOM-Z
	27	345	5.89	-3.90	0.19	0.00	-0.26	-4.83
		350	-3.17	3.90	-0.19	0.00	0.03	0.01
	28	345	5.74	3.90	-1.77	0.00	0.00	4.83
		350	-3.02	-3.90	1.77	0.00	2.18	-0.02
	29	345	6.20	3.90	1.57	0.00	0.06	4.83
		350	-3.48	-3.90	-1.57	0.00	-2.00	-0.02
	30	345	6.05	2.03	0.18	0.00	-0.02	2.50
		350	-3.33	-2.03	-0.18	0.00	-0.20	0.00
	31	345	5.88	-3.90	0.25	0.00	-0.42	-4.84
		350	-3.16	3.90	-0.25	0.00	0.11	0.02
	32	345	5.73	3.90	-1.71	0.00	-0.16	4.83
		350	-3.01	-3.90	1.71	0.00	2.26	-0.01
	33	345	6.19	3.90	1.63	0.00	-0.10	4.83
		350	-3.47	-3.90	-1.63	0.00	-1.91	-0.01
	34	345	6.07	2.03	0.06	0.00	0.29	2.51
		350	-3.35	-2.03	-0.06	0.00	-0.36	-0.01
	35	345	5.90	-3.90	0.13	0.00	-0.10	-4.83
		350	-3.18	3.90	-0.13	0.00	-0.06	0.01
	36	345	5.75	3.90	-1.83	0.00	0.16	4.84
		350	-3.03	-3.90	1.83	0.00	2.10	-0.02
	37	345	6.21	3.90	1.51	0.00	0.22	4.84
		350	-3.49	-3.90	-1.51	0.00	-2.08	-0.02
	38	345	4.56	2.03	0.14	0.00	0.04	2.50
		350	-2.52	-2.03	-0.14	0.00	-0.22	0.00
	39	345	4.39	-3.90	0.21	0.00	-0.35	-4.84
		350	-2.35	3.90	-0.21	0.00	0.09	0.02
	40	345	4.24	3.90	-1.75	0.00	-0.09	4.83
		350	-2.20	-3.90	1.75	0.00	2.25	-0.01
	41	345	4.70	3.90	1.59	0.00	-0.03	4.83
		350	-2.66	-3.90	-1.59	0.00	-1.93	-0.01
617	23	348	6.72	-0.58	-0.85	0.00	-0.47	0.81
		351	-3.66	0.58	0.85	0.00	1.53	-1.53
	24	348	5.99	-0.58	-0.84	0.00	-0.34	0.66
		351	-3.27	0.58	0.84	0.00	1.38	-1.37
	25	348	6.00	-0.63	-0.94	0.00	-0.25	0.61
		351	-3.28	0.63	0.94	0.00	1.41	-1.38
	26	348	6.03	-0.82	-2.65	0.00	1.50	0.08
		351	-3.31	0.82	2.65	0.00	1.77	-1.09
	27	348	5.86	-0.81	1.40	0.00	-2.66	0.47
		351	-3.14	0.81	-1.40	0.00	0.93	-1.46
	28	348	6.53	-1.67	-0.36	0.00	-0.94	0.66
		351	-3.81	1.67	0.36	0.00	1.39	-2.73
	29	348	5.47	0.04	-1.79	0.00	0.82	0.12
		351	-2.75	-0.04	1.79	0.00	1.39	-0.07
	30	348	6.05	-0.64	-2.66	0.00	1.52	0.35
		351	-3.33	0.64	2.66	0.00	1.77	-1.15

MEMBER END FORCES STRUCTURE TYPE = SPACE

ALL UNITS ARE -- KN METE (LOCAL)

MEMBER	LOAD	JT	AXIAL	SHEAR-Y	SHEAR-Z	TORSION	MOM-Y	MOM-Z
	31	348	5.88	-0.63	1.38	0.00	-2.64	0.74
		351	-3.16	0.63	-1.38	0.00	0.93	-1.52
	32	348	6.55	-1.50	-0.38	0.00	-0.92	0.93
		351	-3.83	1.50	0.38	0.00	1.39	-2.78
	33	348	5.49	0.22	-1.81	0.00	0.85	0.39
		351	-2.77	-0.22	1.81	0.00	1.39	-0.12
	34	348	6.01	-0.99	-2.63	0.00	1.47	-0.19
		351	-3.28	0.99	2.63	0.00	1.78	-1.04
	35	348	5.84	-0.98	1.42	0.00	-2.69	0.20
		351	-3.12	0.98	-1.42	0.00	0.94	-1.41
	36	348	6.51	-1.85	-0.35	0.00	-0.97	0.39
		351	-3.79	1.85	0.35	0.00	1.40	-2.67
	37	348	5.45	-0.13	-1.77	0.00	0.79	-0.15
		351	-2.73	0.13	1.77	0.00	1.40	-0.01
	38	348	4.54	-0.46	-2.41	0.00	1.56	0.22
		351	-2.50	0.46	2.41	0.00	1.41	-0.80
	39	348	4.37	-0.46	1.64	0.00	-2.60	0.61
		351	-2.33	0.46	-1.64	0.00	0.57	-1.17
	40	348	5.05	-1.32	-0.13	0.00	-0.88	0.80
		351	-3.01	1.32	0.13	0.00	1.03	-2.43
	41	348	3.98	0.40	-1.55	0.00	0.89	0.26
		351	-1.94	-0.40	1.55	0.00	1.03	0.23
618	23	349	0.46	0.00	-1.82	0.00	1.51	0.00
		350	-0.46	0.00	-1.83	0.00	-1.53	0.00
	24	349	0.45	0.00	-1.62	0.00	1.34	0.00
		350	-0.45	0.00	-1.63	0.00	-1.37	0.00
	25	349	0.49	0.00	-1.62	0.00	1.33	0.00
		350	-0.49	0.00	-1.63	0.00	-1.37	0.00
	26	349	-0.32	1.01	-1.63	0.00	1.37	0.00
		350	0.32	1.01	-1.61	0.00	-1.33	0.00
	27	349	-1.33	-1.95	-1.66	0.01	1.43	0.00
		350	1.33	-1.95	-1.59	-0.01	-1.27	0.00
	28	349	2.47	1.95	-1.31	-0.01	0.57	0.00
		350	-2.47	1.95	-1.94	0.01	-2.16	0.00
	29	349	0.34	1.95	-1.90	-0.01	2.04	0.00
		350	-0.34	1.95	-1.34	0.01	-0.64	0.00
	30	349	-0.55	1.01	-1.62	0.00	1.35	0.00
		350	0.55	1.01	-1.63	0.00	-1.36	0.00
	31	349	-1.57	-1.95	-1.64	0.01	1.40	0.00
		350	1.57	-1.95	-1.60	-0.01	-1.30	0.00
	32	349	2.23	1.95	-1.29	0.00	0.54	0.00
		350	-2.23	1.95	-1.95	0.00	-2.19	0.00
	33	349	0.10	1.95	-1.89	0.00	2.01	0.00
		350	-0.10	1.95	-1.35	0.00	-0.67	0.00
	34	349	-0.08	1.01	-1.64	-0.01	1.40	0.00
		350	0.08	1.01	-1.60	0.01	-1.30	0.00

the scale towards document
Image Engineering Scan Reference Chart TE263 Serial No. 380
Patch Reference numbers on UTT

MEMBER END FORCES STRUCTURE TYPE = SPACE

ALL UNITS ARE -- KN METE (LOCAL)

MEMBER	LOAD	JT	AXIAL	SHEAR-Y	SHEAR-Z	TORSION	MOM-Y	MOM-Z
	35	349	-1.10	-1.95	-1.67	0.00	1.46	0.00
		350	1.10	-1.95	-1.58	0.00	-1.24	0.00
	36	349	2.70	1.95	-1.32	-0.01	0.60	0.00
		350	-2.70	1.95	-1.93	0.01	-2.13	0.00
	37	349	0.57	1.95	-1.92	-0.01	2.07	0.00
		350	-0.57	1.95	-1.33	0.01	-0.61	0.00
	38	349	-0.69	1.01	-1.22	0.00	1.02	0.00
		350	0.69	1.01	-1.22	0.00	-1.01	0.00
	39	349	-1.71	-1.95	-1.24	0.01	1.07	0.00
		350	1.71	-1.95	-1.19	-0.01	-0.95	0.00
	40	349	2.09	1.95	-0.89	0.00	0.21	0.00
		350	-2.09	1.95	-1.55	0.00	-1.85	0.00
	41	349	-0.04	1.95	-1.49	0.00	1.68	0.00
		350	0.04	1.95	-0.95	0.00	-0.32	0.00
619	23	350	0.58	0.00	-1.82	0.00	1.51	0.00
		351	-0.58	0.00	-1.83	0.00	-1.53	0.00
	24	350	0.58	0.00	-1.62	0.00	1.33	0.00
		351	-0.58	0.00	-1.63	0.00	-1.37	0.00
	25	350	0.63	0.00	-1.61	0.00	1.32	0.00
		351	-0.63	0.00	-1.64	0.00	-1.38	0.00
	26	350	-0.20	1.01	-1.73	0.00	1.61	0.00
		351	0.20	1.01	-1.52	0.00	-1.09	0.00
	27	350	-1.14	-1.95	-1.58	-0.01	1.24	0.00
		351	1.14	-1.95	-1.67	0.01	-1.46	0.00
	28	350	0.70	1.95	-1.07	0.01	-0.02	0.00
		351	-0.70	1.95	-2.17	-0.01	-2.72	0.00
	29	350	1.91	1.95	-2.14	0.01	2.63	0.00
		351	-1.91	1.95	-1.11	-0.01	-0.07	0.00
	30	350	-0.37	1.01	-1.71	0.00	1.56	0.00
		351	0.37	1.01	-1.54	0.00	-1.15	0.00
	31	350	-1.32	-1.95	-1.56	-0.01	1.19	0.00
		351	1.32	-1.95	-1.69	0.01	-1.52	0.00
	32	350	0.52	1.95	-1.05	0.00	-0.07	0.00
		351	-0.52	1.95	-2.19	0.00	-2.78	0.00
	33	350	1.73	1.95	-2.12	0.00	2.58	0.00
		351	-1.73	1.95	-1.13	0.00	-0.12	0.00
	34	350	-0.02	1.01	-1.75	0.01	1.66	0.00
		351	0.02	1.01	-1.50	-0.01	-1.03	0.00
	35	350	-0.97	-1.95	-1.60	0.00	1.29	0.00
		351	0.97	-1.95	-1.65	0.00	-1.41	0.00
	36	350	0.87	1.95	-1.10	0.01	0.03	0.00
		351	-0.87	1.95	-2.15	-0.01	-2.67	0.00
	37	350	2.08	1.95	-2.16	0.01	2.69	0.00
		351	-2.08	1.95	-1.09	-0.01	-0.01	0.00
	38	350	-0.55	1.01	-1.30	0.00	1.23	0.00
		351	0.55	1.01	-1.13	0.00	-0.80	0.00

MEMBER END FORCES STRUCTURE TYPE = SPACE

ALL UNITS ARE -- KN METE (LOCAL)

MEMBER	LOAD	JT	AXIAL	SHEAR-Y	SHEAR-Z	TORSION	MOM-Y	MOM-Z
	39	350	-1.49	-1.95	-1.16	-0.01	0.86	0.00
		351	1.49	-1.95	-1.28	0.01	-1.17	0.00
	40	350	0.35	1.95	-0.65	0.00	-0.40	0.00
		351	-0.35	1.95	-1.78	0.00	-2.43	0.00
	41	350	1.55	1.95	-1.71	0.00	2.25	0.00
		351	-1.55	1.95	-0.72	0.00	0.22	0.00
621	23	353	0.19	-2.44	0.34	0.02	-1.09	-18.27
		28	-0.19	8.84	-0.34	-0.02	0.00	0.00
	24	353	0.38	-6.13	0.58	0.04	-1.86	-29.09
		28	-0.38	11.82	-0.58	-0.04	0.00	0.00
	25	353	0.34	-5.34	0.53	0.04	-1.70	-26.52
		28	-0.34	11.03	-0.53	-0.04	0.00	0.00
	26	353	7.92	-5.34	7.25	0.04	-0.13	-26.52
		28	-7.92	11.03	7.18	-0.04	0.02	0.00
	27	353	-3.03	-5.34	8.77	0.04	-4.80	-26.52
		28	3.03	11.03	5.81	-0.04	0.00	0.00
	28	353	-10.38	-5.34	5.27	0.05	-5.25	-26.53
		28	10.38	11.03	2.02	-0.05	-0.01	0.00
	29	353	-10.33	-5.34	-8.04	0.03	2.45	-26.52
		28	10.33	11.03	-6.54	-0.03	-0.01	0.00
	30	353	12.56	-5.34	4.22	0.04	0.17	-26.52
		28	-12.56	11.03	4.33	-0.04	0.01	0.00
	31	353	1.61	-5.34	5.74	0.04	-4.50	-26.52
		28	-1.61	11.03	2.96	-0.04	-0.01	0.00
	32	353	-5.74	-5.34	2.24	0.05	-4.95	-26.53
		28	5.74	11.03	-0.83	-0.05	-0.01	0.00
	33	353	-5.69	-5.34	-11.07	0.03	2.75	-26.52
		28	5.69	11.03	-9.39	-0.03	-0.02	0.00
	34	353	3.28	-5.34	10.28	0.04	-0.43	-26.52
		28	-3.28	11.03	10.03	-0.04	0.02	0.00
	35	353	-7.67	-5.34	11.80	0.04	-5.10	-26.52
		28	7.67	11.03	8.66	-0.04	0.00	0.00
	36	353	-15.03	-5.34	8.30	0.05	-5.55	-26.53
		28	15.03	11.03	4.87	-0.05	0.00	0.00
	37	353	-14.97	-5.34	-5.01	0.03	2.15	-26.52
		28	14.97	11.03	-3.69	-0.03	-0.01	0.00
	38	353	12.36	-1.62	3.93	0.01	1.12	-12.18
		28	-12.36	5.89	4.63	-0.01	0.01	0.00
	39	353	1.41	-1.62	5.45	0.01	-3.55	-12.18
		28	-1.41	5.89	3.25	-0.01	-0.01	0.00
	40	353	-5.95	-1.63	1.94	0.02	-4.00	-12.19
		28	5.95	5.89	-0.53	-0.02	-0.01	0.00
	41	353	-5.89	-1.62	-11.37	0.00	3.71	-12.18
		28	5.89	5.89	-9.09	0.00	-0.02	0.00
623	23	354	87.77	0.41	-0.12	0.00	0.27	-0.53
		355	-91.93	-0.41	0.12	0.00	-0.07	1.21

the scale towards document

MEMBER END FORCES STRUCTURE TYPE = SPACE

ALL UNITS ARE -- KN METE (LOCAL)

MEMBER	LOAD	JT	AXIAL	SHEAR-Y	SHEAR-Z	TORSION	MOM-Y	MOM-Z
	24	354	85.05	0.42	0.26	0.00	-0.05	-0.73
		355	-88.74	-0.42	-0.26	0.00	-0.39	1.44
	25	354	98.05	0.34	0.62	0.00	-0.33	-0.64
		355	-101.74	-0.34	-0.62	0.00	-0.71	1.20
	26	354	381.44	2.98	20.85	0.15	-18.47	5.88
		355	-385.14	-2.98	-20.85	-0.15	-16.47	-0.90
	27	354	-203.94	-0.05	25.83	-0.01	-22.25	-6.31
		355	200.25	0.05	-25.83	0.01	-21.03	6.22
	28	354	-258.94	0.34	71.56	0.05	-57.25	-0.42
		355	255.25	-0.34	-71.56	-0.05	-62.68	0.98
	29	354	379.34	-1.94	-84.35	0.05	68.63	-3.87
		355	-383.03	1.94	84.35	-0.05	72.74	0.63
	30	354	375.85	2.94	12.27	0.08	-10.77	6.29
		355	-379.55	-2.94	-12.27	-0.08	-9.79	-1.36
	31	354	-209.53	-0.09	17.25	-0.08	-14.56	-5.90
		355	205.84	0.09	-17.25	0.08	-14.35	5.75
	32	354	-264.53	0.30	62.98	-0.02	-49.56	-0.01
		355	260.84	-0.30	-62.98	0.02	-56.00	0.52
	33	354	373.75	-1.97	-92.93	-0.02	76.32	-3.46
		355	-377.44	1.97	92.93	0.02	79.42	0.16
	34	354	387.03	3.01	29.42	0.22	-26.16	5.47
		355	-390.73	-3.01	-29.42	-0.22	-23.15	-0.43
	35	354	-198.35	-0.02	34.40	0.06	-29.95	-6.72
		355	194.66	0.02	-34.40	-0.06	-27.71	6.68
	36	354	-253.35	0.37	80.13	0.12	-64.94	-0.83
		355	249.66	-0.37	-80.13	-0.12	-69.36	1.45
	37	354	384.93	-1.90	-75.77	0.12	60.94	-4.28
		355	-388.63	1.90	75.77	-0.12	66.06	1.09
	38	354	350.73	2.80	12.01	0.08	-10.60	6.62
		355	-353.49	-2.80	-12.01	-0.08	-9.52	-1.92
	39	354	-234.66	-0.23	16.99	-0.08	-14.39	-5.57
		355	231.89	0.23	-16.99	0.08	-14.08	5.19
	40	354	-289.66	0.16	62.72	-0.02	-49.39	0.31
		355	286.89	-0.16	-62.72	0.02	-55.72	-0.04
	41	354	348.62	-2.11	-93.19	-0.02	76.49	-3.14
		355	-351.39	2.11	93.19	0.02	79.70	-0.40
624	23	355	92.14	0.41	-0.25	0.00	0.13	-1.21
		328	-94.11	-0.41	0.25	0.00	0.06	1.54
	24	355	88.93	0.42	-0.66	0.00	0.44	-1.44
		328	-90.67	-0.42	0.66	0.00	0.08	1.78
	25	355	101.92	0.34	-0.92	0.00	0.76	-1.20
		328	-103.67	-0.34	0.92	0.00	-0.02	1.47
	26	355	385.13	2.98	-17.82	0.15	16.30	0.89
		328	-386.88	-2.98	17.82	-0.15	-2.15	1.47
	27	355	-200.27	-0.05	-17.26	-0.01	20.84	-6.21
		328	198.52	0.05	17.26	0.01	-7.13	6.17



MEMBER END FORCES STRUCTURE TYPE = SPACE

ALL UNITS ARE -- KN METE (LOCAL)

MEMBER	LOAD	JT	AXIAL	SHEAR-Y	SHEAR-Z	TORSION	MOM-Y	MOM-Z
	28	355	-255.71	0.34	-65.85	0.05	61.96	-0.99
		328	253.97	-0.34	65.85	-0.05	-9.68	1.26
	29	355	383.98	-1.94	70.55	0.05	-71.80	-0.63
		328	-385.73	1.94	-70.55	-0.05	15.78	-0.90
	30	355	379.61	2.94	-10.70	0.08	9.71	1.36
		328	-381.36	-2.94	10.70	-0.08	-1.22	0.97
	31	355	-205.79	-0.09	-10.13	-0.08	14.24	-5.74
		328	204.04	0.09	10.13	0.08	-6.20	5.67
	32	355	-261.23	0.30	-58.73	-0.02	55.37	-0.52
		328	259.48	-0.30	58.73	0.02	-8.74	0.76
	33	355	378.47	-1.97	77.67	-0.02	-78.39	-0.16
		328	-380.22	1.97	-77.67	0.02	16.71	-1.40
	34	355	390.64	3.01	-24.95	0.22	22.89	0.42
		328	-392.39	-3.01	24.95	-0.22	-3.09	1.96
	35	355	-194.76	-0.02	-24.38	0.06	27.43	-6.68
		328	193.01	0.02	24.38	-0.06	-8.07	6.66
	36	355	-250.20	0.37	-72.98	0.12	68.56	-1.46
		328	248.45	-0.37	72.98	-0.12	-10.61	1.75
	37	355	389.50	-1.90	63.42	0.12	-65.20	-1.10
		328	-391.25	1.90	-63.42	-0.12	14.84	-0.41
	38	355	353.52	2.80	-10.29	0.08	9.42	1.92
		328	-354.83	-2.80	10.29	-0.08	-1.25	0.30
	39	355	-231.88	-0.23	-9.73	-0.08	13.96	-5.18
		328	230.57	0.23	9.73	0.08	-6.24	5.00
	40	355	-287.32	0.16	-58.32	-0.02	55.09	0.04
		328	286.01	-0.16	58.32	0.02	-8.78	0.09
	41	355	352.37	-2.11	78.08	-0.02	-78.67	0.39
		328	-353.68	2.11	-78.08	0.02	16.68	-2.07
625	23	356	105.45	0.71	0.11	0.00	-0.81	1.57
		357	-109.61	-0.71	-0.11	0.00	0.62	-0.38
	24	356	97.00	0.51	0.53	0.00	-1.66	1.12
		357	-100.70	-0.51	-0.53	0.00	0.77	-0.27
	25	356	110.14	0.60	0.54	0.00	-1.68	1.34
		357	-113.84	-0.60	-0.54	0.00	0.78	-0.33
	26	356	510.92	1.69	16.23	0.00	-36.09	3.75
		357	-514.62	-1.69	-16.23	0.00	8.83	-0.91
	27	356	-363.17	-1.78	16.84	0.00	-37.29	-3.95
		357	359.46	1.78	-16.84	0.00	9.00	0.97
	28	356	-357.09	0.70	52.81	0.00	-116.27	1.57
		357	353.39	-0.70	-52.81	0.00	27.54	-0.39
	29	356	478.93	0.90	-62.62	0.00	136.59	2.00
		357	-482.63	-0.90	62.62	0.00	-31.39	-0.49
	30	356	522.76	1.88	10.81	0.00	-24.20	4.17
		357	-526.46	-1.88	-10.81	0.00	6.04	-1.01
	31	356	-351.33	-1.59	11.42	0.00	-25.39	-3.53
		357	347.63	1.59	-11.42	0.00	6.21	0.87

the scale towards document
Image Engineering Scan Reference Chart TE263 Serial No. 380

MEMBER END FORCES STRUCTURE TYPE = SPACE

ALL UNITS ARE -- KN METE (LOCAL)

MEMBER	LOAD	JT	AXIAL	SHEAR-Y	SHEAR-Z	TORSION	MOM-Y	MOM-Z
	32	356	-345.25	0.89	47.39	0.00	-104.38	1.99
		357	341.55	-0.89	-47.39	0.00	24.75	-0.49
	33	356	490.76	1.09	-68.03	0.00	148.48	2.42
		357	-494.46	-1.09	68.03	0.00	-34.18	-0.59
	34	356	499.09	1.50	21.65	0.00	-47.98	3.32
		357	-502.79	-1.50	-21.65	0.00	11.62	-0.81
	35	356	-375.00	-1.97	22.25	0.00	-49.18	-4.37
		357	371.30	1.97	-22.25	0.00	11.79	1.07
	36	356	-368.93	0.51	58.23	0.00	-128.16	1.14
		357	365.23	-0.51	-58.23	0.00	30.34	-0.29
	37	356	467.09	0.71	-57.20	0.00	124.69	1.58
		357	-470.79	-0.71	57.20	0.00	-28.60	-0.39
	38	356	496.71	1.82	10.44	0.00	-23.27	4.03
		357	-499.49	-1.82	-10.44	0.00	5.72	-0.98
	39	356	-377.38	-1.65	11.05	0.00	-24.46	-3.66
		357	374.60	1.65	-11.05	0.00	5.90	0.90
	40	356	-371.30	0.83	47.03	0.00	-103.45	1.85
		357	368.52	-0.83	-47.03	0.00	24.44	-0.45
	41	356	464.72	1.03	-68.40	0.00	149.41	2.29
		357	-467.49	-1.03	68.40	0.00	-34.50	-0.56
626	23	357	110.23	0.71	0.22	0.00	-0.12	0.38
		324	-111.56	-0.71	-0.22	0.00	0.00	0.00
	24	357	101.24	0.51	0.63	0.00	-0.34	0.27
		324	-102.43	-0.51	-0.63	0.00	0.00	0.00
	25	357	114.38	0.60	0.65	0.00	-0.35	0.33
		324	-115.57	-0.60	-0.65	0.00	0.00	0.00
	26	357	514.98	1.69	16.38	0.00	-8.85	0.91
		324	-516.17	-1.69	-16.38	0.00	0.00	0.00
	27	357	-359.12	-1.78	16.77	0.00	-9.06	-0.96
		324	357.93	1.78	-16.77	0.00	0.00	0.00
	28	357	-353.47	0.70	53.09	0.00	-28.67	0.38
		324	352.28	-0.70	-53.09	0.00	0.00	0.00
	29	357	483.92	0.90	-62.40	0.00	33.70	0.48
		324	-485.11	-0.90	62.40	0.00	0.00	0.00
	30	357	526.88	1.88	10.92	0.00	-5.90	1.01
		324	-528.07	-1.88	-10.92	0.00	0.00	0.00
	31	357	-347.22	-1.59	11.31	0.00	-6.11	-0.86
		324	346.03	1.59	-11.31	0.00	0.00	0.00
	32	357	-341.57	0.89	47.62	0.00	-25.72	0.48
		324	340.38	-0.89	-47.62	0.00	0.00	0.00
	33	357	495.82	1.09	-67.86	0.00	36.65	0.59
		324	-497.01	-1.09	67.86	0.00	0.00	0.00
	34	357	503.08	1.50	21.85	0.00	-11.80	0.81
		324	-504.27	-1.50	-21.85	0.00	0.00	0.00
	35	357	-371.02	-1.97	22.23	0.00	-12.01	-1.06
		324	369.83	1.97	-22.23	0.00	0.00	0.00

MEMBER END FORCES STRUCTURE TYPE = SPACE

ALL UNITS ARE -- KN METE (LOCAL)

MEMBER	LOAD	JT	AXIAL	SHEAR-Y	SHEAR-Z	TORSION	MOM-Y	MOM-Z
	36	357	-365.37	0.51	58.55	0.00	-31.62	0.28
		324	364.18	-0.51	-58.55	0.00	0.00	0.00
	37	357	472.02	0.71	-56.94	0.00	30.74	0.38
		324	-473.21	-0.71	56.94	0.00	0.00	0.00
	38	357	499.78	1.82	10.53	0.00	-5.68	0.98
		324	-500.67	-1.82	-10.53	0.00	0.00	0.00
	39	357	-374.32	-1.65	10.91	0.00	-5.89	-0.89
		324	373.43	1.65	-10.91	0.00	0.00	0.00
	40	357	-368.67	0.83	47.23	0.00	-25.50	0.45
		324	367.78	-0.83	-47.23	0.00	0.00	0.00
	41	357	468.71	1.03	-68.26	0.00	36.86	0.56
		324	-469.61	-1.03	68.26	0.00	0.00	0.00
627	23	358	104.62	0.04	1.14	0.00	-1.04	0.20
		359	-108.78	-0.04	-1.14	0.00	-0.88	-0.13
	24	358	113.16	0.04	1.31	0.01	-1.12	0.18
		359	-116.86	-0.04	-1.31	-0.01	-1.08	-0.12
	25	358	136.71	0.05	1.14	0.01	-0.72	0.23
		359	-140.41	-0.05	-1.14	-0.01	-1.19	-0.15
	26	358	92.56	9.11	22.70	-0.11	-19.81	84.24
		359	-96.25	-9.11	-22.70	0.11	-18.23	-68.98
	27	358	82.34	-18.73	28.56	0.22	-24.55	-173.04
		359	-86.04	18.73	-28.56	-0.22	-23.32	141.64
	28	358	454.17	18.17	79.36	0.01	-67.61	167.82
		359	-457.86	-18.17	-79.36	-0.01	-65.40	-137.37
	29	358	-254.11	18.64	-89.95	-0.20	76.79	173.09
		359	250.41	-18.64	89.95	0.20	73.96	-141.85
	30	358	106.20	1.83	13.36	-0.08	-11.67	16.55
		359	-109.89	-1.83	-13.36	0.08	-10.73	-13.49
	31	358	95.98	-26.01	19.22	0.24	-16.40	-240.74
		359	-99.67	26.01	-19.22	-0.24	-15.82	197.13
	32	358	467.81	10.89	70.02	0.04	-59.47	100.13
		359	-471.50	-10.89	-70.02	-0.04	-57.89	-81.88
	33	358	-240.47	11.36	-99.29	-0.17	84.94	105.40
		359	236.78	-11.36	99.29	0.17	81.46	-86.36
	34	358	78.92	16.39	32.04	-0.13	-27.96	151.94
		359	-82.62	-16.39	-32.04	0.13	-25.74	-124.47
	35	358	68.71	-11.45	37.90	0.20	-32.69	-105.35
		359	-72.40	11.45	-37.90	-0.20	-30.82	86.15
	36	358	440.53	25.45	88.70	-0.01	-75.76	235.52
		359	-444.23	-25.45	-88.70	0.01	-72.90	-192.86
	37	358	-267.74	25.92	-80.61	-0.22	68.65	240.78
		359	264.05	-25.92	80.61	0.22	66.46	-197.34
	38	358	66.82	1.82	12.88	-0.09	-11.28	16.50
		359	-69.59	-1.82	-12.88	0.09	-10.30	-13.45
	39	358	56.60	-26.03	18.73	0.24	-16.02	-240.79
		359	-59.37	26.03	-18.73	-0.24	-15.38	197.17



MEMBER END FORCES STRUCTURE TYPE = SPACE

ALL UNITS ARE -- KN METE (LOCAL)

MEMBER	LOAD	JT	AXIAL	SHEAR-Y	SHEAR-Z	TORSION	MOM-Y	MOM-Z
	40	358	428.43	10.87	69.53	0.03	-59.08	100.08
		359	-431.20	-10.87	-69.53	-0.03	-57.46	-81.85
	41	358	-279.85	11.34	-99.77	-0.18	85.33	105.35
		359	277.08	-11.34	99.77	0.18	81.90	-86.33
628	23	359	109.00	0.04	-0.88	0.00	0.80	0.14
		329	-110.97	-0.04	0.88	0.00	-0.11	-0.11
	24	359	117.06	0.04	-1.14	0.01	1.01	0.12
		329	-118.80	-0.04	1.14	-0.01	-0.10	-0.09
	25	359	140.61	0.05	-1.29	0.01	1.12	0.15
		329	-142.35	-0.05	1.29	-0.01	-0.10	-0.11
	26	359	96.64	9.11	-19.37	-0.11	17.95	68.98
		329	-98.39	-9.11	19.37	0.11	-2.57	-61.74
	27	359	86.46	-18.73	-23.89	0.22	22.98	-141.65
		329	-88.21	18.73	23.89	-0.22	-4.01	126.78
	28	359	458.72	18.17	-68.31	0.01	64.55	137.38
		329	-460.47	-18.17	68.31	-0.01	-10.32	-122.95
	29	359	-250.98	18.64	77.63	-0.20	-73.13	141.86
		329	249.23	-18.64	-77.63	0.20	11.48	-127.06
	30	359	110.20	1.83	-11.73	-0.08	10.54	13.49
		329	-111.95	-1.83	11.73	0.08	-1.23	-12.03
	31	359	100.02	-26.01	-16.25	0.24	15.57	-197.14
		329	-101.77	26.01	16.25	-0.24	-2.67	176.49
	32	359	472.28	10.89	-60.66	0.04	57.14	81.89
		329	-474.03	-10.89	60.66	-0.04	-8.98	-73.24
	33	359	-237.42	11.36	85.28	-0.17	-80.54	86.37
		329	235.67	-11.36	-85.28	0.17	12.82	-77.35
	34	359	83.08	16.39	-27.02	-0.13	25.36	124.47
		329	-84.83	-16.39	27.02	0.13	-3.91	-111.45
	35	359	72.90	-11.45	-31.54	0.20	30.39	-86.16
		329	-74.65	11.45	31.54	-0.20	-5.35	77.07
	36	359	445.16	25.45	-75.95	-0.01	71.96	192.87
		329	-446.91	-25.45	75.95	0.01	-11.66	-172.67
	37	359	-264.54	25.92	69.99	-0.22	-65.71	197.35
		329	262.79	-25.92	-69.99	0.22	10.14	-176.77
	38	359	69.84	1.82	-11.24	-0.09	10.12	13.45
		329	-71.15	-1.82	11.24	0.09	-1.20	-12.01
	39	359	59.66	-26.03	-15.76	0.24	15.16	-197.17
		329	-60.98	26.03	15.76	-0.24	-2.64	176.51
	40	359	431.92	10.87	-60.18	0.03	56.73	81.86
		329	-433.23	-10.87	60.18	-0.03	-8.95	-73.22
	41	359	-277.78	11.34	85.77	-0.18	-80.95	86.34
		329	276.47	-11.34	-85.77	0.18	12.85	-77.33
629	23	360	121.71	0.03	0.98	0.00	-1.59	0.07
		361	-125.88	-0.03	-0.98	0.00	-0.06	-0.02
	24	360	129.15	0.03	1.31	0.00	-2.35	0.06
		361	-132.85	-0.03	-1.31	0.00	0.16	-0.01

the scale towards document
Image Engineering Scan Reference Chart TE263 Serial No. 380

MEMBER END FORCES STRUCTURE TYPE = SPACE

ALL UNITS ARE -- KN METE (LOCAL)

MEMBER	LOAD	JT	AXIAL	SHEAR-Y	SHEAR-Z	TORSION	MOM-Y	MOM-Z
	25	360	152.83	0.04	1.32	0.00	-2.39	0.08
		361	-156.53	-0.04	-1.32	0.00	0.17	-0.02
	26	360	142.36	19.00	16.96	0.00	-36.61	42.18
		361	-146.06	-19.00	-16.96	0.00	8.13	-10.26
	27	360	135.16	-39.02	17.29	0.00	-37.45	-86.61
		361	-138.86	39.02	-17.29	0.00	8.40	21.06
	28	360	587.40	37.84	53.28	0.00	-116.09	84.00
		361	-591.10	-37.84	-53.28	0.00	26.58	-20.43
	29	360	-376.00	39.10	-61.26	0.00	134.73	86.80
		361	372.30	-39.10	61.26	0.00	-31.82	-21.11
	30	360	143.07	3.70	11.57	0.00	-24.84	8.22
		361	-146.77	-3.70	-11.57	0.00	5.40	-2.00
	31	360	135.87	-54.31	11.91	0.00	-25.68	-120.57
		361	-139.57	54.31	-11.91	0.00	5.67	29.32
	32	360	588.11	22.54	47.89	0.00	-104.31	50.04
		361	-591.81	-22.54	-47.89	0.00	23.85	-12.17
	33	360	-375.29	23.81	-66.65	0.00	146.51	52.84
		361	371.59	-23.81	66.65	0.00	-34.54	-12.85
	34	360	141.65	34.30	22.34	0.00	-48.39	76.14
		361	-145.35	-34.30	-22.34	0.00	10.85	-18.52
	35	360	134.45	-23.72	22.68	0.00	-49.23	-52.65
		361	-138.16	23.72	-22.68	0.00	11.12	12.80
	36	360	586.69	53.14	58.67	0.00	-127.86	117.96
		361	-590.39	-53.14	-58.67	0.00	29.30	-28.69
	37	360	-376.71	54.40	-55.87	0.00	122.96	120.76
		361	373.01	-54.40	55.87	0.00	-29.09	-29.37
	38	360	99.25	3.70	11.00	0.00	-23.73	8.21
		361	-102.03	-3.70	-11.00	0.00	5.24	-2.00
	39	360	92.06	-54.32	11.34	0.00	-24.57	-120.58
		361	-94.83	54.32	-11.34	0.00	5.51	29.32
	40	360	544.29	22.53	47.33	0.00	-103.21	50.02
		361	-547.07	-22.53	-47.33	0.00	23.69	-12.16
	41	360	-419.11	23.80	-67.21	0.00	147.62	52.83
		361	416.33	-23.80	67.21	0.00	-34.70	-12.85
630	23	361	126.50	0.03	0.87	0.00	-0.47	0.02
		325	-127.84	-0.03	-0.87	0.00	0.00	0.00
	24	361	133.41	0.03	1.20	0.00	-0.65	0.01
		325	-134.60	-0.03	-1.20	0.00	0.00	0.00
	25	361	157.09	0.04	1.21	0.00	-0.65	0.02
		325	-158.28	-0.04	-1.21	0.00	0.00	0.00
	26	361	146.80	19.00	16.80	0.00	-9.07	10.26
		325	-147.99	-19.00	-16.80	0.00	0.00	0.00
	27	361	139.62	-39.02	17.36	0.00	-9.37	-21.07
		325	-140.81	39.02	-17.36	0.00	0.00	0.00
	28	361	592.29	37.84	53.01	0.00	-28.62	20.43
		325	-593.48	-37.84	-53.01	0.00	0.00	0.00

the scale towards document
Image Engineering Scan Reference Chart TE263 Serial No. 380

MEMBER END FORCES STRUCTURE TYPE = SPACE

ALL UNITS ARE -- KN METE (LOCAL)

MEMBER	LOAD	JT	AXIAL	SHEAR-Y	SHEAR-Z	TORSION	MOM-Y	MOM-Z
	29	361	-372.48	39.10	-61.48	0.00	33.20	21.12
		325	371.29	-39.10	61.48	0.00	0.00	0.00
	30	361	147.45	3.70	11.46	0.00	-6.19	2.00
		325	-148.64	-3.70	-11.46	0.00	0.00	0.00
	31	361	140.27	-54.31	12.02	0.00	-6.49	-29.33
		325	-141.46	54.31	-12.02	0.00	0.00	0.00
	32	361	592.93	22.54	47.66	0.00	-25.74	12.17
		325	-594.12	-22.54	-47.66	0.00	0.00	0.00
	33	361	-371.84	23.81	-66.82	0.00	36.08	12.85
		325	370.65	-23.81	66.82	0.00	0.00	0.00
	34	361	146.16	34.30	22.14	0.00	-11.96	18.52
		325	-147.35	-34.30	-22.14	0.00	0.00	0.00
	35	361	138.98	-23.72	22.70	0.00	-12.26	-12.81
		325	-140.17	23.72	-22.70	0.00	0.00	0.00
	36	361	591.64	53.14	58.35	0.00	-31.51	28.69
		325	-592.83	-53.14	-58.35	0.00	0.00	0.00
	37	361	-373.13	54.40	-56.14	0.00	30.31	29.38
		325	371.94	-54.40	56.14	0.00	0.00	0.00
	38	361	102.57	3.70	10.92	0.00	-5.90	2.00
		325	-103.46	-3.70	-10.92	0.00	0.00	0.00
	39	361	95.38	-54.32	11.48	0.00	-6.20	-29.33
		325	-96.28	54.32	-11.48	0.00	0.00	0.00
	40	361	548.05	22.53	47.13	0.00	-25.45	12.17
		325	-548.94	-22.53	-47.13	0.00	0.00	0.00
	41	361	-416.72	23.80	-67.36	0.00	36.37	12.85
		325	415.83	-23.80	67.36	0.00	0.00	0.00
631	23	362	113.30	-0.79	-1.31	0.00	0.52	-1.15
		363	-117.46	0.79	1.31	0.00	1.68	-0.19
	24	362	122.39	-1.79	-2.40	0.00	0.79	-1.88
		363	-126.09	1.79	2.40	0.00	3.23	-1.13
	25	362	156.73	-1.52	-2.70	0.00	1.91	-1.80
		363	-160.43	1.52	2.70	0.00	2.63	-0.75
	26	362	229.48	-1.39	10.28	0.36	-8.83	49.24
		363	-233.18	1.39	-10.28	-0.36	-8.43	-51.57
	27	362	-30.77	-10.29	7.28	-0.80	-4.98	-68.71
		363	27.07	10.29	-7.28	0.80	-7.25	51.42
	28	362	109.99	-12.94	52.85	0.56	-43.99	-38.46
		363	-113.69	12.94	-52.85	-0.56	-44.80	16.73
	29	362	125.02	3.05	-62.87	0.73	49.47	11.57
		363	-128.72	-3.05	62.87	-0.73	56.14	-6.44
	30	362	233.07	2.04	7.43	0.16	-7.09	57.40
		363	-236.77	-2.04	-7.43	-0.16	-5.39	-53.97
	31	362	-27.18	-6.86	4.43	-1.00	-3.24	-60.55
		363	23.48	6.86	-4.43	1.00	-4.20	49.02
	32	362	113.58	-9.51	50.00	0.36	-42.25	-30.30
		363	-117.28	9.51	-50.00	-0.36	-41.75	14.33

the scale towards document
C1 B1 A1 C2 B2 A2 B5 A5 20 18 17 16 11 10 09 03 02 01 C7 B7 A7 C8 B8 A8 C9 B9
Patch Reference numbers on UTT
380

MEMBER END FORCES STRUCTURE TYPE = SPACE

ALL UNITS ARE -- KN METE (LOCAL)

MEMBER	LOAD	JT	AXIAL	SHEAR-Y	SHEAR-Z	TORSION	MOM-Y	MOM-Z
	33	362	128.61	6.49	-65.72	0.53	51.21	19.74
		363	-132.31	-6.49	65.72	-0.53	59.19	-8.84
	34	362	225.89	-4.82	13.13	0.56	-10.57	41.08
		363	-229.59	4.82	-13.13	-0.56	-11.48	-49.17
	35	362	-34.36	-13.72	10.13	-0.60	-6.72	-76.87
		363	30.66	13.72	-10.13	0.60	-10.29	53.82
	36	362	106.40	-16.37	55.70	0.76	-45.73	-46.62
		363	-110.10	16.37	-55.70	-0.76	-47.84	19.13
	37	362	121.43	-0.38	-60.02	0.93	47.73	3.41
		363	-125.13	0.38	60.02	-0.93	53.10	-4.04
	38	362	190.55	3.09	8.70	0.16	-7.47	58.34
		363	-193.32	-3.09	-8.70	-0.16	-7.15	-53.16
	39	362	-69.70	-5.82	5.70	-1.00	-3.62	-59.61
		363	66.92	5.82	-5.70	1.00	-5.96	49.84
	40	362	71.06	-8.46	51.27	0.36	-42.63	-29.36
		363	-73.84	8.46	-51.27	-0.36	-43.51	15.14
	41	362	86.09	7.53	-64.44	0.53	50.83	20.68
		363	-88.87	-7.53	64.44	-0.53	57.43	-8.03
632	23	363	117.75	-0.79	1.87	0.00	-1.54	0.19
		330	-119.71	0.79	-1.87	0.00	0.07	-0.81
	24	363	126.42	-1.79	3.63	0.00	-3.02	1.13
		330	-128.16	1.79	-3.63	0.00	0.15	-2.55
	25	363	160.74	-1.52	2.91	0.00	-2.44	0.75
		330	-162.48	1.52	-2.91	0.00	0.13	-1.95
	26	363	233.40	-1.39	-9.89	0.36	8.51	51.57
		330	-235.14	1.39	9.89	-0.36	-0.69	-52.67
	27	363	-26.83	-10.29	-10.07	-0.80	7.35	-51.42
		330	25.09	10.29	10.07	0.80	0.61	43.29
	28	363	113.61	-12.94	-49.45	0.56	44.50	-16.73
		330	-115.35	12.94	49.45	-0.56	-5.44	6.51
	29	363	129.48	3.05	63.26	0.73	-55.41	6.44
		330	-131.22	-3.05	-63.26	-0.73	5.44	-4.03
	30	363	237.01	2.04	-5.81	0.16	5.49	53.97
		330	-238.75	-2.04	5.81	-0.16	-0.90	-52.36
	31	363	-23.21	-6.86	-5.99	-1.00	4.33	-49.02
		330	21.47	6.86	5.99	1.00	0.40	43.60
	32	363	117.22	-9.51	-45.36	0.36	41.49	-14.33
		330	-118.96	9.51	45.36	-0.36	-5.65	6.82
	33	363	133.10	6.49	67.34	0.53	-58.43	8.84
		330	-134.84	-6.49	-67.34	-0.53	5.23	-3.72
	34	363	229.78	-4.82	-13.97	0.56	11.53	49.18
		330	-231.52	4.82	13.97	-0.56	-0.49	-52.98
	35	363	-30.44	-13.72	-14.15	-0.60	10.37	-53.82
		330	28.70	13.72	14.15	0.60	0.81	42.98
	36	363	109.99	-16.37	-53.53	0.76	47.52	-19.13
		330	-111.73	16.37	53.53	-0.76	-5.24	6.19

the scale towards document
Image Engineering Scan Reference Chart TE263 Serial No. 380

MEMBER END FORCES STRUCTURE TYPE = SPACE

ALL UNITS ARE -- KN METE (LOCAL)

MEMBER	LOAD	JT	AXIAL	SHEAR-Y	SHEAR-Z	TORSION	MOM-Y	MOM-Z
	37	363	125.87	-0.38	59.18	0.93	-52.39	4.04
		330	-127.61	0.38	-59.18	-0.93	5.65	-4.34
	38	363	193.44	3.09	-7.80	0.16	7.15	53.16
		330	-194.74	-3.09	7.80	-0.16	-0.99	-50.72
	39	363	-66.78	-5.82	-7.98	-1.00	5.99	-49.84
		330	65.48	5.82	7.98	1.00	0.31	45.24
	40	363	73.65	-8.46	-47.36	0.36	43.15	-15.14
		330	-74.96	8.46	47.36	-0.36	-5.74	8.46
	41	363	89.53	7.53	65.35	0.53	-56.77	8.03
		330	-90.83	-7.53	-65.35	-0.53	5.14	-2.08
633	23	364	17.80	0.51	0.37	0.00	-0.28	-0.31
		365	-18.56	-0.51	-0.37	0.00	-0.34	1.17
	24	364	24.79	0.50	0.54	0.00	-0.37	-0.31
		365	-25.46	-0.50	-0.54	0.00	-0.53	1.15
	25	364	46.01	0.49	0.78	0.00	-0.65	-0.32
		365	-46.68	-0.49	-0.78	0.00	-0.66	1.14
	26	364	29.85	-2.01	1.95	0.01	-1.59	0.66
		365	-30.52	2.01	-1.95	-0.01	-1.69	-4.05
	27	364	31.97	3.10	1.90	-0.02	-1.53	-1.11
		365	-32.64	-3.10	-1.90	0.02	-1.66	6.33
	28	364	50.58	0.62	6.60	0.00	-5.66	-0.03
		365	-51.24	-0.62	-6.60	0.00	-5.47	1.08
	29	364	-8.92	0.34	-6.36	0.01	5.60	-0.17
		365	8.25	-0.34	6.36	-0.01	5.12	0.74
	30	364	27.18	-2.03	1.53	0.01	-1.24	0.62
		365	-27.85	2.03	-1.53	-0.01	-1.33	-4.04
	31	364	29.30	3.07	1.48	-0.02	-1.18	-1.15
		365	-29.97	-3.07	-1.48	0.02	-1.31	6.33
	32	364	47.91	0.60	6.18	0.00	-5.31	-0.08
		365	-48.58	-0.60	-6.18	0.00	-5.11	1.09
	33	364	-11.59	0.32	-6.78	0.01	5.96	-0.22
		365	10.92	-0.32	6.78	-0.01	5.47	0.75
	34	364	32.52	-1.99	2.37	0.00	-1.94	0.71
		365	-33.19	1.99	-2.37	0.00	-2.05	-4.06
	35	364	34.64	3.12	2.32	-0.02	-1.89	-1.06
		365	-35.31	-3.12	-2.32	0.02	-2.02	6.32
	36	364	53.24	0.64	7.02	0.00	-6.01	0.01
		365	-53.91	-0.64	-7.02	0.00	-5.82	1.07
	37	364	-6.25	0.36	-5.94	0.01	5.25	-0.13
		365	5.59	-0.36	5.94	-0.01	4.76	0.74
	38	364	16.05	-2.18	1.28	0.01	-1.08	0.72
		365	-16.56	2.18	-1.28	-0.01	-1.08	-4.39
	39	364	18.18	2.92	1.23	-0.02	-1.02	-1.06
		365	-18.68	-2.92	-1.23	0.02	-1.05	5.98
	40	364	36.78	0.45	5.94	0.00	-5.15	0.02
		365	-37.28	-0.45	-5.94	0.00	-4.85	0.74



MEMBER END FORCES STRUCTURE TYPE = SPACE

ALL UNITS ARE -- KN METE (LOCAL)

MEMBER	LOAD	JT	AXIAL	SHEAR-Y	SHEAR-Z	TORSION	MOM-Y	MOM-Z
	41	364	-22.72	0.17	-7.03	0.01	6.11	-0.12
		365	22.22	-0.17	7.03	-0.01	5.73	0.40
634	23	365	18.84	0.51	-0.26	0.00	0.20	-1.17
		331	-19.19	-0.51	0.26	0.00	0.01	1.57
	24	365	25.78	0.50	-0.43	0.00	0.32	-1.15
		331	-26.10	-0.50	0.43	0.00	0.02	1.54
	25	365	46.99	0.49	-0.65	0.00	0.46	-1.14
		331	-47.31	-0.49	0.65	0.00	0.05	1.53
	26	365	30.95	-2.01	-1.34	0.01	1.36	4.04
		331	-31.26	2.01	1.34	-0.01	-0.30	-5.63
	27	365	33.07	3.10	-1.18	-0.02	1.33	-6.32
		331	-33.38	-3.10	1.18	0.02	-0.40	8.77
	28	365	52.04	0.62	-4.63	0.00	4.70	-1.08
		331	-52.36	-0.62	4.63	0.00	-1.04	1.57
	29	365	-8.49	0.34	4.22	0.01	-4.65	-0.74
		331	8.18	-0.34	-4.22	-0.01	1.31	1.01
	30	365	28.25	-2.03	-1.12	0.01	1.04	4.03
		331	-28.56	2.03	1.12	-0.01	-0.16	-5.64
	31	365	30.37	3.07	-0.95	-0.02	1.02	-6.33
		331	-30.68	-3.07	0.95	0.02	-0.26	8.76
	32	365	49.34	0.60	-4.41	0.00	4.38	-1.09
		331	-49.65	-0.60	4.41	0.00	-0.90	1.57
	33	365	-11.20	0.32	4.44	0.01	-4.96	-0.75
		331	10.88	-0.32	-4.44	-0.01	1.45	1.01
	34	365	33.65	-1.99	-1.56	0.00	1.67	4.05
		331	-33.97	1.99	1.56	0.00	-0.43	-5.62
	35	365	35.77	3.12	-1.40	-0.02	1.64	-6.31
		331	-36.09	-3.12	1.40	0.02	-0.53	8.78
	36	365	54.75	0.64	-4.85	0.00	5.01	-1.07
		331	-55.06	-0.64	4.85	0.00	-1.17	1.58
	37	365	-5.79	0.36	4.00	0.01	-4.33	-0.74
		331	5.48	-0.36	-4.00	-0.01	1.18	1.02
	38	365	16.83	-2.18	-0.90	0.01	0.88	4.39
		331	-17.07	2.18	0.90	-0.01	-0.17	-6.11
	39	365	18.95	2.92	-0.73	-0.02	0.85	-5.98
		331	-19.19	-2.92	0.73	0.02	-0.27	8.29
	40	365	37.92	0.45	-4.19	0.00	4.22	-0.74
		331	-38.16	-0.45	4.19	0.00	-0.91	1.10
	41	365	-22.61	0.17	4.66	0.01	-5.12	-0.40
		331	22.38	-0.17	-4.66	-0.01	1.44	0.54
635	23	366	176.03	0.25	-1.31	0.00	2.27	0.56
		367	-180.19	-0.25	1.31	0.00	-0.07	-0.14
	24	366	226.09	0.78	-2.34	0.00	4.28	1.74
		367	-229.79	-0.78	2.34	0.00	-0.35	-0.42
	25	366	250.96	0.60	-2.33	0.00	4.34	1.33
		367	-254.66	-0.60	2.33	0.00	-0.42	-0.32

the scale towards document
Image Engineering Scan Reference Chart TE263 Serial No. 380

MEMBER END FORCES STRUCTURE TYPE = SPACE

ALL UNITS ARE -- KN METE (LOCAL)

MEMBER	LOAD	JT	AXIAL	SHEAR-Y	SHEAR-Z	TORSION	MOM-Y	MOM-Z
	26	366	307.02	16.20	14.83	0.00	-33.87	35.98
		367	-310.72	-16.20	-14.83	0.00	8.96	-8.76
	27	366	44.60	-13.32	18.97	0.00	-43.07	-29.57
		367	-48.30	13.32	-18.97	0.00	11.20	7.20
	28	366	142.16	-2.00	57.41	0.00	-128.69	-4.44
		367	-145.86	2.00	-57.41	0.00	32.24	1.08
	29	366	291.76	1.24	-73.63	0.00	163.08	2.75
		367	-295.46	-1.24	73.63	0.00	-39.38	-0.67
	30	366	316.64	16.11	7.93	0.00	-18.51	35.77
		367	-320.34	-16.11	-7.93	0.00	5.19	-8.70
	31	366	54.23	-13.41	12.07	0.00	-27.71	-29.78
		367	-57.93	13.41	-12.07	0.00	7.43	7.25
	32	366	151.78	-2.10	50.51	0.00	-113.32	-4.66
		367	-155.49	2.10	-50.51	0.00	28.47	1.13
	33	366	301.38	1.14	-80.53	0.00	178.45	2.54
		367	-305.08	-1.14	80.53	0.00	-43.15	-0.62
	34	366	297.39	16.30	21.73	0.00	-49.23	36.19
		367	-301.09	-16.30	-21.73	0.00	12.72	-8.81
	35	366	34.97	-13.22	25.88	0.00	-58.43	-29.36
		367	-38.68	13.22	-25.88	0.00	14.96	7.15
	36	366	132.53	-1.91	64.31	0.00	-144.05	-4.23
		367	-136.23	1.91	-64.31	0.00	36.00	1.03
	37	366	282.13	1.34	-66.72	0.00	147.72	2.97
		367	-285.83	-1.34	66.72	0.00	-35.62	-0.72
	38	366	221.83	15.60	9.15	0.00	-20.82	34.65
		367	-224.61	-15.60	-9.15	0.00	5.44	-8.43
	39	366	-40.59	-13.92	13.30	0.00	-30.02	-30.90
		367	37.81	13.92	-13.30	0.00	7.68	7.52
	40	366	56.97	-2.60	51.74	0.00	-115.64	-5.78
		367	-59.75	2.60	-51.74	0.00	28.72	1.41
	41	366	206.57	0.64	-79.30	0.00	176.13	1.42
		367	-209.35	-0.64	79.30	0.00	-42.90	-0.35
636	23	367	180.82	0.25	-1.10	0.00	0.59	0.13
		326	-182.16	-0.25	1.10	0.00	0.00	0.00
	24	367	230.34	0.78	-1.53	0.00	0.83	0.42
		326	-231.53	-0.78	1.53	0.00	0.00	0.00
	25	367	255.22	0.60	-1.67	0.00	0.90	0.32
		326	-256.41	-0.60	1.67	0.00	0.00	0.00
	26	367	311.07	16.20	16.64	0.00	-8.99	8.75
		326	-312.26	-16.20	-16.64	0.00	0.00	0.00
	27	367	48.60	-13.32	21.03	0.00	-11.36	-7.19
		326	-49.79	13.32	-21.03	0.00	0.00	0.00
	28	367	145.70	-2.00	62.13	0.00	-33.55	-1.08
		326	-146.89	2.00	-62.13	0.00	0.00	0.00
	29	367	296.88	1.24	-77.77	0.00	42.00	0.67
		326	-298.07	-1.24	77.77	0.00	0.00	0.00

the scale towards document
Image Engineering Scan Reference Chart TE263 Serial No. 380

MEMBER END FORCES STRUCTURE TYPE = SPACE

ALL UNITS ARE -- KN METE (LOCAL)

MEMBER	LOAD	JT	AXIAL	SHEAR-Y	SHEAR-Z	TORSION	MOM-Y	MOM-Z
	30	367	320.78	16.11	9.29	0.00	-5.02	8.70
		326	-321.97	-16.11	-9.29	0.00	0.00	0.00
	31	367	58.31	-13.41	13.68	0.00	-7.38	-7.24
		326	-59.50	13.41	-13.68	0.00	0.00	0.00
	32	367	155.41	-2.10	54.77	0.00	-29.58	-1.13
		326	-156.60	2.10	-54.77	0.00	0.00	0.00
	33	367	306.59	1.14	-85.13	0.00	45.97	0.62
		326	-307.78	-1.14	85.13	0.00	0.00	0.00
	34	367	301.36	16.30	24.00	0.00	-12.96	8.80
		326	-302.55	-16.30	-24.00	0.00	0.00	0.00
	35	367	38.90	-13.22	28.38	0.00	-15.33	-7.14
		326	-40.09	13.22	-28.38	0.00	0.00	0.00
	36	367	135.99	-1.91	69.48	0.00	-37.52	-1.03
		326	-137.18	1.91	-69.48	0.00	0.00	0.00
	37	367	287.17	1.34	-70.42	0.00	38.03	0.72
		326	-288.36	-1.34	70.42	0.00	0.00	0.00
	38	367	224.90	15.60	9.98	0.00	-5.39	8.43
		326	-225.80	-15.60	-9.98	0.00	0.00	0.00
	39	367	-37.56	-13.92	14.36	0.00	-7.76	-7.52
		326	36.67	13.92	-14.36	0.00	0.00	0.00
	40	367	59.53	-2.60	55.46	0.00	-29.95	-1.41
		326	-60.42	2.60	-55.46	0.00	0.00	0.00
	41	367	210.71	0.64	-84.44	0.00	45.60	0.35
		326	-211.60	-0.64	84.44	0.00	0.00	0.00
637	23	368	74.09	0.45	0.43	0.00	-0.32	0.99
		369	-74.84	-0.45	-0.43	0.00	-0.39	-0.24
	24	368	120.66	0.37	0.62	0.00	-0.50	0.82
		369	-121.33	-0.37	-0.62	0.00	-0.55	-0.20
	25	368	132.61	0.38	0.55	0.00	-0.42	0.84
		369	-133.27	-0.38	-0.55	0.00	-0.51	-0.20
	26	368	133.87	3.36	2.22	0.00	-2.99	7.46
		369	-134.54	-3.36	-2.22	0.00	-0.74	-1.81
	27	368	136.52	-2.80	2.61	0.00	-3.60	-6.20
		369	-137.19	2.80	-2.61	0.00	-0.79	1.51
	28	368	198.72	-0.13	6.40	0.00	-9.40	-0.29
		369	-199.39	0.13	-6.40	0.00	-1.34	0.07
	29	368	5.42	0.78	-6.41	0.00	10.29	1.73
		369	-6.09	-0.78	6.41	0.00	0.48	-0.42
	30	368	125.25	3.44	1.55	0.00	-1.96	7.64
		369	-125.91	-3.44	-1.55	0.00	-0.65	-1.86
	31	368	127.90	-2.72	1.95	0.00	-2.57	-6.03
		369	-128.56	2.72	-1.95	0.00	-0.70	1.47
	32	368	190.10	-0.05	5.73	0.00	-8.37	-0.11
		369	-190.76	0.05	-5.73	0.00	-1.25	0.03
	33	368	-3.21	0.86	-7.08	0.00	11.32	1.91
		369	2.54	-0.86	7.08	0.00	0.57	-0.46

the scale towards document
Image Engineering Scan Reference Chart TE263 Serial No. 380
Patch Reference numbers on UTT

MEMBER END FORCES STRUCTURE TYPE = SPACE

ALL UNITS ARE -- KN METE (LOCAL)

MEMBER	LOAD	JT	AXIAL	SHEAR-Y	SHEAR-Z	TORSION	MOM-Y	MOM-Z
	34	368	142.50	3.28	2.89	0.00	-4.02	7.28
		369	-143.17	-3.28	-2.89	0.00	-0.83	-1.77
	35	368	145.15	-2.88	3.28	0.00	-4.63	-6.38
		369	-145.81	2.88	-3.28	0.00	-0.88	1.55
	36	368	207.35	-0.21	7.06	0.00	-10.43	-0.47
		369	-208.01	0.21	-7.06	0.00	-1.43	0.11
	37	368	14.05	0.70	-5.75	0.00	9.26	1.56
		369	-14.71	-0.70	5.75	0.00	0.39	-0.38
	38	368	64.94	3.37	1.26	0.00	-1.72	7.47
		369	-65.44	-3.37	-1.26	0.00	-0.40	-1.82
	39	368	67.59	-2.79	1.66	0.00	-2.33	-6.20
		369	-68.09	2.79	-1.66	0.00	-0.45	1.51
	40	368	129.79	-0.13	5.44	0.00	-8.13	-0.28
		369	-130.29	0.13	-5.44	0.00	-1.00	0.07
	41	368	-63.51	0.78	-7.37	0.00	11.56	1.74
		369	63.01	-0.78	7.37	0.00	0.82	-0.42
638	23	369	75.46	0.45	0.22	0.00	-0.12	0.24
		327	-75.70	-0.45	-0.22	0.00	0.00	0.00
	24	369	121.88	0.37	-0.18	0.00	0.10	0.20
		327	-122.09	-0.37	0.18	0.00	0.00	0.00
	25	369	133.82	0.38	-0.11	0.00	0.06	0.20
		327	-134.03	-0.38	0.11	0.00	0.00	0.00
	26	369	135.29	3.36	0.41	0.00	-0.22	1.82
		327	-135.51	-3.36	-0.41	0.00	0.00	0.00
	27	369	137.99	-2.80	0.56	0.00	-0.30	-1.51
		327	-138.21	2.80	-0.56	0.00	0.00	0.00
	28	369	200.65	-0.13	1.68	0.00	-0.91	-0.07
		327	-200.87	0.13	-1.68	0.00	0.00	0.00
	29	369	5.77	0.78	-2.27	0.00	1.23	0.42
		327	-5.99	-0.78	2.27	0.00	0.00	0.00
	30	369	126.58	3.44	0.19	0.00	-0.10	1.86
		327	-126.80	-3.44	-0.19	0.00	0.00	0.00
	31	369	129.28	-2.72	0.34	0.00	-0.18	-1.47
		327	-129.50	2.72	-0.34	0.00	0.00	0.00
	32	369	191.94	-0.05	1.46	0.00	-0.79	-0.03
		327	-192.16	0.05	-1.46	0.00	0.00	0.00
	33	369	-2.94	0.86	-2.49	0.00	1.35	0.47
		327	2.72	-0.86	2.49	0.00	0.00	0.00
	34	369	144.00	3.28	0.62	0.00	-0.34	1.78
		327	-144.22	-3.28	-0.62	0.00	0.00	0.00
	35	369	146.70	-2.88	0.77	0.00	-0.42	-1.56
		327	-146.91	2.88	-0.77	0.00	0.00	0.00
	36	369	209.36	-0.21	1.90	0.00	-1.03	-0.11
		327	-209.58	0.21	-1.90	0.00	0.00	0.00
	37	369	14.48	0.70	-2.05	0.00	1.11	0.38
		327	-14.70	-0.70	2.05	0.00	0.00	0.00

the scale towards document
Image Engineering Scan Reference Chart TE263 Serial No. 380

MEMBER END FORCES STRUCTURE TYPE = SPACE

ALL UNITS ARE -- KN METE (LOCAL)

MEMBER	LOAD	JT	AXIAL	SHEAR-Y	SHEAR-Z	TORSION	MOM-Y	MOM-Z
	38	369	65.97	3.37	0.44	0.00	-0.24	1.82
		327	-66.13	-3.37	-0.44	0.00	0.00	0.00
	39	369	68.67	-2.79	0.59	0.00	-0.32	-1.51
		327	-68.83	2.79	-0.59	0.00	0.00	0.00
	40	369	131.33	-0.13	1.72	0.00	-0.93	-0.07
		327	-131.50	0.13	-1.72	0.00	0.00	0.00
	41	369	-63.55	0.78	-2.23	0.00	1.21	0.42
		327	63.38	-0.78	2.23	0.00	0.00	0.00
651	23	372	2.33	2.82	0.00	0.00	0.00	1.16
		333	-2.33	1.89	0.00	0.00	-0.01	0.00
	24	372	1.63	2.51	0.01	0.00	0.00	1.04
		333	-1.63	1.68	-0.01	0.00	-0.01	0.00
	25	372	0.11	2.52	0.01	0.00	0.00	1.06
		333	-0.11	1.67	-0.01	0.00	-0.01	0.00
	26	372	-26.94	2.57	1.51	0.00	0.76	1.17
		333	26.94	1.63	1.30	0.00	-1.03	0.00
	27	372	-38.67	2.59	-2.05	-0.01	-3.79	1.24
		333	38.67	1.60	-3.58	0.01	1.88	0.00
	28	372	30.80	2.21	2.88	0.01	2.35	0.28
		333	-30.80	1.99	2.75	-0.01	-2.51	0.00
	29	372	-9.50	2.78	2.14	0.01	3.91	1.71
		333	9.50	1.41	3.48	-0.01	-2.24	0.00
	30	372	-11.99	2.54	0.31	0.00	-0.12	1.10
		333	11.99	1.66	0.22	0.00	0.00	0.00
	31	372	-23.73	2.56	-3.25	-0.01	-4.67	1.16
		333	23.73	1.63	-4.66	0.01	2.91	0.00
	32	372	45.75	2.18	1.67	0.00	1.47	0.20
		333	-45.75	2.02	1.67	0.00	-1.48	0.00
	33	372	5.45	2.75	0.94	0.00	3.03	1.63
		333	-5.45	1.45	2.40	0.00	-1.21	0.00
	34	372	-41.88	2.60	2.72	0.00	1.63	1.25
		333	41.88	1.60	2.38	0.00	-2.06	0.00
	35	372	-53.62	2.62	-0.84	0.00	-2.92	1.32
		333	53.62	1.57	-2.50	0.00	0.85	0.00
	36	372	15.85	2.24	4.08	0.01	3.22	0.35
		333	-15.85	1.96	3.83	-0.01	-3.54	0.00
	37	372	-24.45	2.81	3.35	0.01	4.78	1.78
		333	24.45	1.38	4.56	-0.01	-3.27	0.00
	38	372	-12.15	1.91	0.31	0.00	-0.11	0.84
		333	12.15	1.24	0.22	0.00	0.01	0.00
	39	372	-23.89	1.93	-3.26	-0.01	-4.67	0.90
		333	23.89	1.21	-4.66	0.01	2.92	0.00
	40	372	45.59	1.55	1.67	0.00	1.48	-0.06
		333	-45.59	1.60	1.67	0.00	-1.47	0.00
	41	372	5.29	2.12	0.93	0.00	3.04	1.37
		333	-5.29	1.03	2.40	0.00	-1.20	0.00

the scale towards document
Image Engineering Scan Reference Chart TE263 Serial No. 380
Patch Reference numbers on UTT

MEMBER END FORCES STRUCTURE TYPE = SPACE

ALL UNITS ARE -- KN METE (LOCAL)

MEMBER	LOAD	JT	AXIAL	SHEAR-Y	SHEAR-Z	TORSION	MOM-Y	MOM-Z
658	23	375	-0.04	2.86	0.01	0.00	-0.01	1.25
		329	0.04	1.86	-0.01	0.00	0.00	0.00
	24	375	-0.19	2.54	0.01	0.00	-0.02	1.11
		329	0.19	1.65	-0.01	0.00	-0.01	0.00
	25	375	-0.13	2.54	0.01	0.00	-0.02	1.11
		329	0.13	1.65	-0.01	0.00	-0.01	0.00
	26	375	-7.54	2.54	1.36	0.00	3.53	1.11
		329	7.54	1.65	4.27	0.00	0.11	0.00
	27	375	-8.35	2.55	-2.22	-0.01	-8.30	1.14
		329	8.35	1.64	-9.03	0.01	-0.22	0.00
	28	375	-25.14	2.55	2.83	0.01	7.01	1.13
		329	25.14	1.65	8.42	-0.01	-0.01	0.00
	29	375	29.62	2.53	2.03	0.01	8.78	1.07
		329	-29.62	1.67	9.22	-0.01	0.20	0.00
	30	375	-4.77	2.54	0.29	0.00	0.54	1.11
		329	4.77	1.65	0.79	0.00	0.08	0.00
	31	375	-5.58	2.55	-3.28	-0.02	-11.28	1.14
		329	5.58	1.64	-12.50	0.02	-0.24	0.00
	32	375	-22.37	2.55	1.76	0.01	4.02	1.13
		329	22.37	1.65	4.95	-0.01	-0.04	0.00
	33	375	32.39	2.53	0.97	0.01	5.79	1.07
		329	-32.39	1.67	5.74	-0.01	0.17	0.00
	34	375	-10.31	2.54	2.42	0.01	6.51	1.12
		329	10.31	1.65	7.74	-0.01	0.13	0.00
	35	375	-11.12	2.55	-1.15	-0.01	-5.31	1.14
		329	11.12	1.64	-5.56	0.01	-0.20	0.00
	36	375	-27.91	2.55	3.89	0.02	9.99	1.13
		329	27.91	1.65	11.90	-0.02	0.01	0.00
	37	375	26.85	2.53	3.10	0.02	11.77	1.07
		329	-26.85	1.67	12.69	-0.02	0.22	0.00
	38	375	-4.64	1.91	0.29	0.00	0.55	0.84
		329	4.64	1.24	0.80	0.00	0.09	0.00
	39	375	-5.45	1.92	-3.29	-0.02	-11.27	0.86
		329	5.45	1.23	-12.50	0.02	-0.24	0.00
	40	375	-22.24	1.91	1.76	0.01	4.03	0.85
		329	22.24	1.23	4.96	-0.01	-0.03	0.00
	41	375	32.52	1.89	0.96	0.01	5.81	0.79
		329	-32.52	1.25	5.75	-0.01	0.18	0.00
671	23	380	3.67	2.72	0.00	0.00	0.00	0.63
		335	-3.67	2.22	0.00	0.00	0.00	0.00
	24	380	2.59	2.45	0.00	0.00	0.01	0.63
		335	-2.59	1.94	0.00	0.00	0.00	0.00
	25	380	19.70	15.87	-0.01	0.00	0.01	3.85
		335	-19.70	13.83	0.01	0.00	0.01	0.00
	26	380	9.04	2.14	-0.45	-0.01	1.56	-0.13
		335	-9.04	2.25	3.26	0.01	3.07	0.00



MEMBER END FORCES STRUCTURE TYPE = SPACE

ALL UNITS ARE -- KN METE (LOCAL)

MEMBER	LOAD	JT	AXIAL	SHEAR-Y	SHEAR-Z	TORSION	MOM-Y	MOM-Z
	27	380	10.23	2.06	-1.15	0.01	-3.27	-0.33
		335	-10.23	2.32	-4.48	-0.01	-0.89	0.00
	28	380	27.49	1.35	-0.37	0.00	3.06	-2.11
		335	-27.49	3.04	5.99	0.00	4.89	0.00
	29	380	-26.61	3.71	1.19	0.00	3.21	3.79
		335	26.61	0.68	4.44	0.00	0.85	0.00
	30	380	7.61	2.25	-0.10	-0.01	0.32	0.14
		335	-7.61	2.14	0.63	0.01	0.60	0.00
	31	380	8.80	2.17	-0.80	0.01	-4.52	-0.05
		335	-8.80	2.22	-7.11	-0.01	-3.37	0.00
	32	380	26.06	1.46	-0.02	0.00	1.82	-1.84
		335	-26.06	2.93	3.36	0.00	2.41	0.00
	33	380	-28.04	3.82	1.53	0.00	1.97	4.06
		335	28.04	0.57	1.81	0.00	-1.63	0.00
	34	380	10.47	2.04	-0.79	-0.01	2.81	-0.40
		335	-10.47	2.35	5.89	0.01	5.55	0.00
	35	380	11.66	1.96	-1.49	0.01	-2.03	-0.60
		335	-11.66	2.43	-1.85	-0.01	1.58	0.00
	36	380	28.91	1.24	-0.71	0.00	4.31	-2.38
		335	-28.91	3.15	8.62	0.00	7.36	0.00
	37	380	-25.19	3.60	0.84	0.00	4.46	3.52
		335	25.19	0.79	7.07	0.00	3.32	0.00
	38	380	7.33	1.63	-0.10	-0.01	0.31	-0.05
		335	-7.33	1.67	0.63	0.01	0.60	0.00
	39	380	8.52	1.55	-0.80	0.01	-4.53	-0.25
		335	-8.52	1.75	-7.11	-0.01	-3.37	0.00
	40	380	25.78	0.83	-0.02	0.00	1.81	-2.03
		335	-25.78	2.46	3.36	0.00	2.41	0.00
	41	380	-28.32	3.19	1.53	0.00	1.96	3.86
		335	28.32	0.10	1.80	0.00	-1.62	0.00
678	23	383	2.36	28.09	-0.02	0.00	0.06	9.62
		331	-2.36	20.39	0.02	0.00	0.00	0.00
	24	383	4.31	52.21	-0.06	0.00	0.14	18.07
		331	-4.31	37.76	0.06	0.00	0.00	0.00
	25	383	3.83	46.77	-0.06	0.00	0.14	16.18
		331	-3.83	33.83	0.06	0.00	0.00	0.00
	26	383	3.69	46.48	0.77	0.00	5.11	15.45
		331	-3.69	34.12	4.85	0.00	-0.01	0.00
	27	383	1.05	46.44	-1.12	0.00	-11.27	15.37
		331	-1.05	34.15	-10.13	0.00	0.02	0.00
	28	383	13.01	45.69	0.88	0.00	11.86	13.48
		331	-13.01	34.91	10.37	0.00	0.00	0.00
	29	383	-4.29	48.02	0.10	0.00	13.81	19.31
		331	4.29	32.57	11.15	0.00	-0.01	0.00
	30	383	5.25	46.58	0.57	0.00	-0.05	15.71
		331	-5.25	34.01	0.52	0.00	-0.01	0.00

the scale towards document
Image Engineering Scan Reference Chart TE263 Serial No. 380

MEMBER END FORCES STRUCTURE TYPE = SPACE

ALL UNITS ARE -- KN METE (LOCAL)

MEMBER	LOAD	JT	AXIAL	SHEAR-Y	SHEAR-Z	TORSION	MOM-Y	MOM-Z
	31	383	2.62	46.55	-1.33	0.00	-16.43	15.62
		331	-2.62	34.05	-14.46	0.00	0.02	0.00
	32	383	14.57	45.79	0.68	0.00	6.70	13.73
		331	-14.57	34.80	6.04	0.00	0.00	0.00
	33	383	-2.73	48.12	-0.10	0.00	8.65	19.57
		331	2.73	32.47	6.81	0.00	-0.01	0.00
	34	383	2.12	46.37	0.97	0.00	10.27	15.19
		331	-2.12	34.22	9.19	0.00	0.00	0.00
	35	383	-0.52	46.34	-0.92	0.00	-6.11	15.11
		331	0.52	34.25	-5.79	0.00	0.02	0.00
	36	383	11.44	45.58	1.08	0.00	17.02	13.22
		331	-11.44	35.01	14.70	0.00	0.00	0.00
	37	383	-5.86	47.92	0.31	0.00	18.97	19.05
		331	5.86	32.67	15.48	0.00	-0.01	0.00
	38	383	2.96	18.54	0.60	0.00	-0.13	5.96
		331	-2.96	13.78	0.49	0.00	-0.01	0.00
	39	383	0.32	18.51	-1.29	0.00	-16.52	5.87
		331	-0.32	13.81	-14.49	0.00	0.02	0.00
	40	383	12.28	17.75	0.71	0.00	6.62	3.98
		331	-12.28	14.57	6.00	0.00	0.00	0.00
	41	383	-5.02	20.09	-0.06	0.00	8.57	9.82
		331	5.02	12.23	6.78	0.00	-0.01	0.00
688	23	386	17.93	0.02	0.43	0.00	-0.29	0.03
		387	-18.68	-0.02	-0.43	0.00	-0.44	0.01
	24	386	25.34	0.02	0.77	0.00	-0.58	0.00
		387	-26.01	-0.02	-0.77	0.00	-0.70	0.03
	25	386	47.73	0.01	0.70	0.00	-0.50	0.00
		387	-48.39	-0.01	-0.70	0.00	-0.66	0.02
	26	386	22.88	0.33	3.45	0.00	-2.83	1.09
		387	-23.54	-0.33	-3.45	0.00	-2.92	-0.54
	27	386	23.78	-0.08	2.74	0.00	-2.29	-0.70
		387	-24.44	0.08	-2.74	0.00	-2.28	0.56
	28	386	23.32	0.08	11.31	0.00	-9.37	0.12
		387	-23.98	-0.08	-11.31	0.00	-9.52	0.02
	29	386	23.60	-0.34	-11.22	0.00	9.28	-0.78
		387	-24.26	0.34	11.22	0.00	9.46	0.22
	30	386	22.91	0.35	2.55	0.00	-2.02	1.17
		387	-23.57	-0.35	-2.55	0.00	-2.24	-0.58
	31	386	23.80	-0.07	1.84	0.00	-1.49	-0.63
		387	-24.46	0.07	-1.84	0.00	-1.59	0.52
	32	386	23.35	0.10	10.42	0.00	-8.56	0.19
		387	-24.01	-0.10	-10.42	0.00	-8.84	-0.02
	33	386	23.63	-0.32	-12.12	0.00	10.09	-0.71
		387	-24.29	0.32	12.12	0.00	10.14	0.18
	34	386	22.85	0.31	4.34	0.00	-3.64	1.02
		387	-23.51	-0.31	-4.34	0.00	-3.61	-0.50

MEMBER END FORCES STRUCTURE TYPE = SPACE

ALL UNITS ARE -- KN METE (LOCAL)

MEMBER	LOAD	JT	AXIAL	SHEAR-Y	SHEAR-Z	TORSION	MOM-Y	MOM-Z
	35	386	23.75	-0.10	3.63	0.00	-3.10	-0.78
		387	-24.41	0.10	-3.63	0.00	-2.96	0.61
	36	386	23.29	0.07	12.20	0.00	-10.18	0.04
		387	-23.96	-0.07	-12.20	0.00	-10.20	0.07
	37	386	23.57	-0.35	-10.33	0.00	8.47	-0.86
		387	-24.24	0.35	10.33	0.00	8.78	0.27
	38	386	11.40	0.34	2.15	0.00	-1.70	1.17
		387	-11.89	-0.34	-2.15	0.00	-1.89	-0.60
	39	386	12.29	-0.07	1.44	0.00	-1.16	-0.62
		387	-12.79	0.07	-1.44	0.00	-1.25	0.50
	40	386	11.84	0.10	10.01	0.00	-8.23	0.20
		387	-12.34	-0.10	-10.01	0.00	-8.49	-0.04
	41	386	12.12	-0.32	-12.52	0.00	10.41	-0.70
		387	-12.62	0.32	12.52	0.00	10.49	0.16
689	23	387	19.21	0.02	-3.59	0.00	0.88	-0.01
		5	-19.56	-0.02	3.59	0.00	1.97	0.02
	24	387	26.48	0.02	-3.75	0.00	1.09	-0.03
		5	-26.79	-0.02	3.75	0.00	1.89	0.04
	25	387	48.86	0.01	-3.75	0.00	1.06	-0.02
		5	-49.17	-0.01	3.75	0.00	1.92	0.03
	26	387	23.97	0.33	-6.42	0.00	3.20	0.54
		5	-24.28	-0.33	6.42	0.00	1.91	-0.28
	27	387	24.88	-0.08	-5.68	0.00	2.59	-0.56
		5	-25.19	0.08	5.68	0.00	1.93	0.50
	28	387	24.30	0.08	-16.29	0.00	9.52	-0.02
		5	-24.61	-0.08	16.29	0.00	3.43	0.09
	29	387	24.91	-0.34	10.59	0.00	-8.62	-0.22
		5	-25.22	0.34	-10.59	0.00	0.20	-0.05
	30	387	24.01	0.35	-5.66	0.00	2.55	0.59
		5	-24.32	-0.35	5.66	0.00	1.95	-0.31
	31	387	24.92	-0.07	-4.92	0.00	1.94	-0.52
		5	-25.23	0.07	4.92	0.00	1.97	0.47
	32	387	24.34	0.10	-15.52	0.00	8.87	0.02
		5	-24.65	-0.10	15.52	0.00	3.47	0.06
	33	387	24.95	-0.32	11.35	0.00	-9.27	-0.18
		5	-25.26	0.32	-11.35	0.00	0.24	-0.08
	34	387	23.93	0.31	-7.19	0.00	3.84	0.50
		5	-24.24	-0.31	7.19	0.00	1.87	-0.25
	35	387	24.83	-0.10	-6.44	0.00	3.23	-0.61
		5	-25.15	0.10	6.44	0.00	1.89	0.53
	36	387	24.26	0.07	-17.05	0.00	10.16	-0.07
		5	-24.57	-0.07	17.05	0.00	3.39	0.12
	37	387	24.87	-0.35	9.83	0.00	-7.97	-0.27
		5	-25.18	0.35	-9.83	0.00	0.16	-0.02
	38	387	12.22	0.34	-4.42	0.00	2.11	0.60
		5	-12.45	-0.34	4.42	0.00	1.40	-0.33

the scale towards document
Image Engineering Scan Reference Chart TE263 Serial No. 280
Patch Reference numbers on UTT

MEMBER END FORCES STRUCTURE TYPE = SPACE

ALL UNITS ARE -- KN METE (LOCAL)

MEMBER	LOAD	JT	AXIAL	SHEAR-Y	SHEAR-Z	TORSION	MOM-Y	MOM-Z
	39	387	13.13	-0.07	-3.67	0.00	1.50	-0.50
		5	-13.36	0.07	3.67	0.00	1.42	0.45
	40	387	12.55	0.10	-14.28	0.00	8.43	0.04
		5	-12.79	-0.10	14.28	0.00	2.92	0.04
	41	387	13.16	-0.32	12.60	0.00	-9.71	-0.16
		5	-13.39	0.32	-12.60	0.00	-0.30	-0.10
690	23	388	21.94	0.00	0.76	0.00	-0.69	0.00
		389	-22.68	0.00	-0.76	0.00	-0.58	0.00
	24	388	33.94	0.01	1.14	0.00	-1.00	0.00
		389	-34.60	-0.01	-1.14	0.00	-0.91	0.01
	25	388	79.25	0.01	1.06	0.00	-0.92	0.00
		389	-79.92	-0.01	-1.06	0.00	-0.86	0.01
	26	388	33.94	-3.68	4.43	0.00	-3.63	-5.97
		389	-34.60	3.68	-4.43	0.00	-3.78	-0.17
	27	388	33.05	2.01	3.55	0.00	-3.01	3.15
		389	-33.71	-2.01	-3.55	0.00	-2.93	0.21
	28	388	41.07	3.70	13.72	0.00	-11.25	6.44
		389	-41.73	-3.70	-13.72	0.00	-11.67	-0.26
	29	388	19.40	3.53	-13.22	0.00	10.53	5.96
		389	-20.06	-3.53	13.22	0.00	11.56	-0.07
	30	388	33.10	-3.67	3.34	0.00	-2.70	-5.90
		389	-33.77	3.67	-3.34	0.00	-2.88	-0.24
	31	388	32.21	2.02	2.46	0.00	-2.08	3.22
		389	-32.87	-2.02	-2.46	0.00	-2.04	0.15
	32	388	40.23	3.71	12.63	0.00	-10.32	6.52
		389	-40.89	-3.71	-12.63	0.00	-10.77	-0.33
	33	388	18.57	3.54	-14.31	0.00	11.45	6.04
		389	-19.23	-3.54	14.31	0.00	12.46	-0.13
	34	388	34.77	-3.69	5.52	0.00	-4.56	-6.05
		389	-35.43	3.69	-5.52	0.00	-4.67	-0.10
	35	388	33.88	2.00	4.64	0.00	-3.93	3.07
		389	-34.54	-2.00	-4.64	0.00	-3.83	0.28
	36	388	41.90	3.69	14.81	0.00	-12.18	6.36
		389	-42.56	-3.69	-14.81	0.00	-12.56	-0.20
	37	388	20.24	3.52	-12.14	0.00	9.60	5.89
		389	-20.90	-3.52	12.14	0.00	10.67	0.00
	38	388	16.68	-3.67	2.80	0.00	-2.24	-5.90
		389	-17.17	3.67	-2.80	0.00	-2.44	-0.24
	39	388	15.78	2.01	1.92	0.00	-1.62	3.22
		389	-16.28	-2.01	-1.92	0.00	-1.59	0.14
	40	388	23.80	3.70	12.09	0.00	-9.87	6.52
		389	-24.30	-3.70	-12.09	0.00	-10.33	-0.33
	41	388	2.14	3.53	-14.86	0.00	11.91	6.04
		389	-2.64	-3.53	14.86	0.00	12.90	-0.14
691	23	389	23.56	0.00	0.20	0.00	0.32	0.00
		6	-23.92	0.00	-0.20	0.00	-0.48	0.01

the scale towards document
Image Engineering Scan Reference Chart TE263 Serial No. 380
Patch Reference numbers on UTT

MEMBER END FORCES STRUCTURE TYPE = SPACE

ALL UNITS ARE -- KN METE (LOCAL)

MEMBER	LOAD	JT	AXIAL	SHEAR-Y	SHEAR-Z	TORSION	MOM-Y	MOM-Z
	24	389	35.40	0.01	-0.79	0.00	0.70	-0.01
		6	-35.71	-0.01	0.79	0.00	-0.07	0.02
	25	389	80.71	0.01	-0.77	0.00	0.66	-0.01
		6	-81.02	-0.01	0.77	0.00	-0.05	0.02
	26	389	35.46	-3.67	-6.00	0.00	3.45	0.17
		6	-35.77	3.67	6.00	0.00	1.32	-3.09
	27	389	34.54	2.01	-4.38	0.00	2.63	-0.21
		6	-34.86	-2.01	4.38	0.00	0.85	1.81
	28	389	42.74	3.70	-20.68	0.00	11.06	0.26
		6	-43.06	-3.70	20.68	0.00	5.38	2.68
	29	389	20.59	3.53	22.51	0.00	-11.35	0.07
		6	-20.91	-3.53	-22.51	0.00	-6.55	2.74
	30	389	34.60	-3.66	-4.44	0.00	2.60	0.23
		6	-34.92	3.66	4.44	0.00	0.93	-3.15
	31	389	33.69	2.02	-2.82	0.00	1.78	-0.14
		6	-34.01	-2.02	2.82	0.00	0.47	1.75
	32	389	41.89	3.70	-19.11	0.00	10.21	0.33
		6	-42.20	-3.70	19.11	0.00	4.99	2.62
	33	389	19.74	3.54	24.07	0.00	-12.20	0.13
		6	-20.05	-3.54	-24.07	0.00	-6.94	2.68
	34	389	36.31	-3.68	-7.56	0.00	4.31	0.10
		6	-36.63	3.68	7.56	0.00	1.71	-3.03
	35	389	35.40	2.00	-5.95	0.00	3.49	-0.28
		6	-35.71	-2.00	5.95	0.00	1.24	1.86
	36	389	43.59	3.69	-22.24	0.00	11.92	0.20
		6	-43.91	-3.69	22.24	0.00	5.76	2.73
	37	389	21.45	3.52	20.95	0.00	-10.49	0.00
		6	-21.76	-3.52	-20.95	0.00	-6.16	2.79
	38	389	17.81	-3.67	-3.71	0.00	2.20	0.24
		6	-18.04	3.67	3.71	0.00	0.75	-3.16
	39	389	16.89	2.01	-2.09	0.00	1.38	-0.14
		6	-17.13	-2.01	2.09	0.00	0.29	1.74
	40	389	25.09	3.70	-18.38	0.00	9.81	0.33
		6	-25.33	-3.70	18.38	0.00	4.81	2.61
	41	389	2.94	3.53	24.80	0.00	-12.60	0.14
		6	-3.18	-3.53	-24.80	0.00	-7.12	2.67
692	23	390	24.77	-0.01	1.89	0.00	-1.50	0.00
		391	-25.90	0.01	-1.89	0.00	-1.66	-0.01
	24	390	37.19	-0.02	3.04	0.00	-2.42	0.00
		391	-38.20	0.02	-3.04	0.00	-2.65	-0.03
	25	390	77.88	-0.01	2.77	0.00	-2.15	0.00
		391	-78.89	0.01	-2.77	0.00	-2.48	-0.02
	26	390	57.18	-4.83	11.85	0.00	-9.77	-6.72
		391	-58.18	4.83	-11.85	0.00	-10.02	-1.34
	27	390	50.79	2.31	9.01	0.00	-7.40	2.12
		391	-51.80	-2.31	-9.01	0.00	-7.65	1.75

MEMBER END FORCES STRUCTURE TYPE = SPACE

ALL UNITS ARE -- KN METE (LOCAL)

MEMBER	LOAD	JT	AXIAL	SHEAR-Y	SHEAR-Z	TORSION	MOM-Y	MOM-Z
	28	390	113.20	3.86	34.56	0.00	-28.72	6.30
		391	-114.20	-3.86	-34.56	0.00	-28.99	0.15
	29	390	-57.23	4.23	-34.15	0.00	28.61	7.59
		391	56.22	-4.23	34.15	0.00	28.42	-0.53
	30	390	50.56	-4.91	9.20	0.00	-7.59	-6.67
		391	-51.56	4.91	-9.20	0.00	-7.78	-1.53
	31	390	44.17	2.23	6.36	0.00	-5.21	2.17
		391	-45.18	-2.23	-6.36	0.00	-5.41	1.56
	32	390	106.58	3.78	31.91	0.00	-26.54	6.35
		391	-107.59	-3.78	-31.91	0.00	-26.75	-0.03
	33	390	-63.84	4.15	-36.80	0.00	30.79	7.64
		391	62.84	-4.15	36.80	0.00	30.66	-0.71
	34	390	63.79	-4.74	14.50	0.00	-11.95	-6.76
		391	-64.80	4.74	-14.50	0.00	-12.26	-1.16
	35	390	57.41	2.40	11.65	0.00	-9.58	2.07
		391	-58.41	-2.40	-11.65	0.00	-9.89	1.93
	36	390	119.81	3.95	37.21	0.00	-30.90	6.26
		391	-120.82	-3.95	-37.21	0.00	-31.23	0.33
	37	390	-50.61	4.31	-31.50	0.00	26.43	7.54
		391	49.60	-4.31	31.50	0.00	26.18	-0.34
	38	390	32.91	-4.90	7.70	0.00	-6.38	-6.67
		391	-33.67	4.90	-7.70	0.00	-6.47	-1.50
	39	390	26.53	2.24	4.85	0.00	-4.01	2.16
		391	-27.28	-2.24	-4.85	0.00	-4.09	1.58
	40	390	88.93	3.79	30.41	0.00	-25.34	6.34
		391	-89.69	-3.79	-30.41	0.00	-25.44	-0.01
	41	390	-81.49	4.16	-38.30	0.00	32.00	7.63
		391	80.73	-4.16	38.30	0.00	31.97	-0.69
693	23	391	31.54	-0.01	-2.66	0.00	1.87	0.01
		7	-32.08	0.01	2.66	0.00	0.24	-0.01
	24	391	46.00	-0.02	-4.11	0.00	2.75	0.03
		7	-46.47	0.02	4.11	0.00	0.51	-0.04
	25	391	86.25	-0.01	-3.84	0.00	2.62	0.02
		7	-86.73	0.01	3.84	0.00	0.43	-0.03
	26	391	82.38	-4.83	-13.06	0.00	9.31	1.34
		7	-82.86	4.83	13.06	0.00	1.08	-5.18
	27	391	70.90	2.32	-10.06	0.00	7.18	-1.75
		7	-71.38	-2.32	10.06	0.00	0.81	3.59
	28	391	182.36	3.87	-34.97	0.00	26.07	-0.15
		7	-182.84	-3.87	34.97	0.00	1.74	3.23
	29	391	-119.25	4.23	32.70	0.00	-24.80	0.52
		7	118.77	-4.23	-32.70	0.00	-1.20	2.84
	30	391	70.73	-4.91	-10.30	0.00	7.31	1.53
		7	-71.21	4.91	10.30	0.00	0.88	-5.43
	31	391	59.26	2.23	-7.29	0.00	5.18	-1.56
		7	-59.73	-2.23	7.29	0.00	0.61	3.34



MEMBER END FORCES STRUCTURE TYPE = SPACE

ALL UNITS ARE -- KN METE (LOCAL)

MEMBER	LOAD	JT	AXIAL	SHEAR-Y	SHEAR-Z	TORSION	MOM-Y	MOM-Z
	32	391	170.72	3.78	-32.21	0.00	24.07	0.03
		7	-171.19	-3.78	32.21	0.00	1.53	2.98
	33	391	-130.90	4.15	35.47	0.00	-26.79	0.71
		7	130.42	-4.15	-35.47	0.00	-1.41	2.59
	34	391	94.03	-4.75	-15.83	0.00	11.30	1.16
		7	-94.50	4.75	15.83	0.00	1.28	-4.93
	35	391	82.55	2.40	-12.82	0.00	9.18	-1.93
		7	-83.03	-2.40	12.82	0.00	1.02	3.84
	36	391	194.01	3.95	-37.74	0.00	28.06	-0.33
		7	-194.49	-3.95	37.74	0.00	1.94	3.48
	37	391	-107.60	4.32	29.94	0.00	-22.80	0.34
		7	107.12	-4.32	-29.94	0.00	-1.00	3.09
	38	391	49.35	-4.90	-8.31	0.00	6.02	1.51
		7	-49.71	4.90	8.31	0.00	0.58	-5.40
	39	391	37.88	2.24	-5.30	0.00	3.90	-1.59
		7	-38.24	-2.24	5.30	0.00	0.32	3.37
	40	391	149.34	3.80	-30.22	0.00	22.79	0.01
		7	-149.70	-3.80	30.22	0.00	1.24	3.01
	41	391	-152.28	4.16	37.46	0.00	-28.08	0.69
		7	151.92	-4.16	-37.46	0.00	-1.70	2.62
694	23	392	19.26	-0.72	1.05	0.00	-0.86	0.20
		393	-20.01	0.72	-1.05	0.00	-0.88	-1.40
	24	392	26.50	-0.60	1.41	0.00	-1.15	0.18
		393	-27.16	0.60	-1.41	0.00	-1.20	-1.18
	25	392	48.91	-0.61	1.33	0.00	-1.07	0.18
		393	-49.57	0.61	-1.33	0.00	-1.15	-1.21
	26	392	25.02	-3.94	4.40	0.00	-3.60	-0.09
		393	-25.68	3.94	-4.40	0.00	-3.76	-6.49
	27	392	24.46	1.97	3.54	0.00	-2.95	-0.42
		393	-25.12	-1.97	-3.54	0.00	-2.96	3.71
	28	392	24.97	-0.87	12.17	0.00	-10.06	-0.11
		393	-25.63	0.87	-12.17	0.00	-10.27	-1.34
	29	392	24.51	0.01	-11.34	0.00	9.41	1.22
		393	-25.18	-0.01	11.34	0.00	9.53	-1.20
	30	392	25.06	-3.80	3.50	0.00	-2.87	0.09
		393	-25.72	3.80	-3.50	0.00	-2.97	-6.44
	31	392	24.50	2.10	2.63	0.00	-2.23	-0.24
		393	-25.17	-2.10	-2.63	0.00	-2.17	3.76
	32	392	25.01	-0.73	11.26	0.00	-9.33	0.07
		393	-25.68	0.73	-11.26	0.00	-9.48	-1.29
	33	392	24.55	0.14	-12.25	0.00	10.13	1.40
		393	-25.22	-0.14	12.25	0.00	10.32	-1.15
	34	392	24.98	-4.08	5.31	0.00	-4.33	-0.27
		393	-25.64	4.08	-5.31	0.00	-4.54	-6.54
	35	392	24.42	1.83	4.45	0.00	-3.68	-0.60
		393	-25.08	-1.83	-4.45	0.00	-3.75	3.66

MEMBER END FORCES STRUCTURE TYPE = SPACE

ALL UNITS ARE -- KN METE (LOCAL)

MEMBER	LOAD	JT	AXIAL	SHEAR-Y	SHEAR-Z	TORSION	MOM-Y	MOM-Z
	36	392	24.93	-1.01	13.08	0.00	-10.78	-0.29
		393	-25.59	1.01	-13.08	0.00	-11.05	-1.39
	37	392	24.47	-0.13	-10.44	0.00	8.68	1.04
		393	-25.13	0.13	10.44	0.00	8.75	-1.25
	38	392	13.28	-3.67	2.88	0.00	-2.37	0.04
		393	-13.78	3.67	-2.88	0.00	-2.44	-6.18
	39	392	12.72	2.23	2.02	0.00	-1.72	-0.29
		393	-13.22	-2.23	-2.02	0.00	-1.65	4.02
	40	392	13.23	-0.61	10.65	0.00	-8.83	0.02
		393	-13.73	0.61	-10.65	0.00	-8.95	-1.03
	41	392	12.77	0.27	-12.86	0.00	10.63	1.35
		393	-13.27	-0.27	12.86	0.00	10.85	-0.90
695	23	393	20.54	-0.72	-0.89	0.00	0.44	1.40
		8	-20.89	0.72	0.89	0.00	0.27	-1.97
	24	393	27.63	-0.60	-1.49	0.00	0.80	1.18
		8	-27.95	0.60	1.49	0.00	0.39	-1.66
	25	393	50.05	-0.61	-1.44	0.00	0.75	1.21
		8	-50.36	0.61	1.44	0.00	0.39	-1.69
	26	393	26.20	-3.94	-4.96	0.00	3.24	6.49
		8	-26.52	3.94	4.96	0.00	0.70	-9.62
	27	393	25.63	1.97	-3.81	0.00	2.48	-3.71
		8	-25.95	-1.97	3.81	0.00	0.55	5.27
	28	393	26.29	-0.87	-12.99	0.00	9.42	1.34
		8	-26.60	0.87	12.99	0.00	0.91	-2.03
	29	393	25.44	0.01	12.34	0.00	-9.42	1.20
		8	-25.76	-0.01	-12.34	0.00	-0.40	-1.20
	30	393	26.23	-3.80	-3.86	0.00	2.49	6.44
		8	-26.54	3.80	3.86	0.00	0.58	-9.46
	31	393	25.66	2.10	-2.71	0.00	1.73	-3.76
		8	-25.97	-2.10	2.71	0.00	0.43	5.43
	32	393	26.31	-0.73	-11.90	0.00	8.67	1.29
		8	-26.63	0.73	11.90	0.00	0.80	-1.88
	33	393	25.47	0.14	13.44	0.00	-10.17	1.15
		8	-25.79	-0.14	-13.44	0.00	-0.51	-1.04
	34	393	26.17	-4.08	-6.05	0.00	3.99	6.54
		8	-26.49	4.08	6.05	0.00	0.81	-9.78
	35	393	25.60	1.83	-4.90	0.00	3.23	-3.66
		8	-25.92	-1.83	4.90	0.00	0.66	5.11
	36	393	26.26	-1.01	-14.09	0.00	10.17	1.39
		8	-26.57	1.01	14.09	0.00	1.03	-2.19
	37	393	25.42	-0.13	11.25	0.00	-8.66	1.25
		8	-25.73	0.13	-11.25	0.00	-0.28	-1.36
	38	393	14.16	-3.67	-3.10	0.00	2.07	6.18
		8	-14.40	3.67	3.10	0.00	0.40	-9.10
	39	393	13.59	2.23	-1.96	0.00	1.30	-4.02
		8	-13.83	-2.23	1.96	0.00	0.25	5.79

MEMBER END FORCES STRUCTURE TYPE = SPACE

ALL UNITS ARE -- KN METE (LOCAL)

MEMBER	LOAD	JT	AXIAL	SHEAR-Y	SHEAR-Z	TORSION	MOM-Y	MOM-Z
	40	393	14.25	-0.61	-11.14	0.00	8.24	1.03
		8	-14.49	0.61	11.14	0.00	0.62	-1.51
	41	393	13.41	0.27	14.19	0.00	-10.59	0.90
		8	-13.64	-0.27	-14.19	0.00	-0.69	-0.68
697	23	394	73.88	-0.01	0.07	0.00	-0.16	-0.01
		1	-74.87	0.01	-0.07	0.00	0.00	0.00
	24	394	122.01	-0.01	0.10	0.00	-0.23	-0.03
		1	-122.89	0.01	-0.10	0.00	0.00	0.00
	25	394	135.04	-0.01	0.11	0.00	-0.24	-0.02
		1	-135.91	0.01	-0.11	0.00	0.00	0.00
	26	394	109.95	0.09	0.23	0.00	-0.50	0.19
		1	-110.83	-0.09	-0.23	0.00	0.00	0.00
	27	394	110.90	-0.15	0.18	0.00	-0.39	-0.34
		1	-111.78	0.15	-0.18	0.00	0.00	0.00
	28	394	109.82	-0.03	0.38	0.00	-0.83	-0.06
		1	-110.70	0.03	-0.38	0.00	0.00	0.00
	29	394	111.76	0.01	-0.26	0.00	0.57	0.03
		1	-112.64	-0.01	0.26	0.00	0.00	0.00
	30	394	110.05	0.10	0.18	0.00	-0.41	0.21
		1	-110.92	-0.10	-0.18	0.00	0.00	0.00
	31	394	111.00	-0.14	0.13	0.00	-0.30	-0.32
		1	-111.87	0.14	-0.13	0.00	0.00	0.00
	32	394	109.92	-0.02	0.34	0.00	-0.74	-0.04
		1	-110.79	0.02	-0.34	0.00	0.00	0.00
	33	394	111.86	0.02	-0.30	0.00	0.66	0.05
		1	-112.74	-0.02	0.30	0.00	0.00	0.00
	34	394	109.86	0.08	0.27	0.00	-0.59	0.17
		1	-110.74	-0.08	-0.27	0.00	0.00	0.00
	35	394	110.81	-0.16	0.22	0.00	-0.48	-0.36
		1	-111.69	0.16	-0.22	0.00	0.00	0.00
	36	394	109.73	-0.04	0.42	0.00	-0.93	-0.08
		1	-110.61	0.04	-0.42	0.00	0.00	0.00
	37	394	111.67	0.00	-0.22	0.00	0.48	0.01
		1	-112.55	0.00	0.22	0.00	0.00	0.00
	38	394	48.55	0.10	0.13	0.00	-0.30	0.23
		1	-49.21	-0.10	-0.13	0.00	0.00	0.00
	39	394	49.50	-0.14	0.08	0.00	-0.19	-0.30
		1	-50.16	0.14	-0.08	0.00	0.00	0.00
	40	394	48.42	-0.01	0.29	0.00	-0.63	-0.03
		1	-49.08	0.01	-0.29	0.00	0.00	0.00
	41	394	50.37	0.03	-0.35	0.00	0.77	0.06
		1	-51.03	-0.03	0.35	0.00	0.00	0.00
698	23	396	129.39	0.00	-0.15	0.00	0.07	-0.01
		397	-130.13	0.00	0.15	0.00	0.18	0.00
	24	396	227.96	-0.01	-0.05	0.00	-0.07	-0.01
		397	-228.62	0.01	0.05	0.00	0.16	0.00



MEMBER END FORCES STRUCTURE TYPE = SPACE

ALL UNITS ARE -- KN METE (LOCAL)

MEMBER	LOAD	JT	AXIAL	SHEAR-Y	SHEAR-Z	TORSION	MOM-Y	MOM-Z
	25	396	253.86	-0.01	-0.05	0.00	-0.08	-0.01
		397	-254.52	0.01	0.05	0.00	0.16	0.00
	26	396	166.08	0.95	0.05	0.00	-0.30	2.10
		397	-166.74	-0.95	-0.05	0.00	0.21	-0.52
	27	396	177.42	-0.55	0.00	0.00	-0.20	-1.23
		397	-178.08	0.55	0.00	0.00	0.20	0.30
	28	396	68.34	-0.82	0.23	0.00	-0.81	-1.82
		397	-69.01	0.82	-0.23	0.00	0.43	0.45
	29	396	363.96	-0.84	-0.45	0.00	0.89	-1.86
		397	-364.62	0.84	0.45	0.00	-0.14	0.46
	30	396	177.42	0.97	0.01	0.00	-0.22	2.14
		397	-178.08	-0.97	-0.01	0.00	0.20	-0.53
	31	396	188.76	-0.54	-0.04	0.00	-0.13	-1.19
		397	-189.42	0.54	0.04	0.00	0.19	0.29
	32	396	79.69	-0.80	0.20	0.00	-0.74	-1.78
		397	-80.35	0.80	-0.20	0.00	0.41	0.44
	33	396	375.30	-0.82	-0.49	0.00	0.96	-1.82
		397	-375.96	0.82	0.49	0.00	-0.15	0.45
	34	396	154.74	0.93	0.09	0.00	-0.37	2.06
		397	-155.40	-0.93	-0.09	0.00	0.22	-0.51
	35	396	166.07	-0.57	0.04	0.00	-0.27	-1.27
		397	-166.74	0.57	-0.04	0.00	0.21	0.31
	36	396	57.00	-0.84	0.27	0.00	-0.89	-1.86
		397	-57.66	0.84	-0.27	0.00	0.44	0.46
	37	396	352.61	-0.86	-0.41	0.00	0.81	-1.90
		397	-353.27	0.86	0.41	0.00	-0.12	0.47
	38	396	58.31	0.97	-0.01	0.00	-0.14	2.15
		397	-58.81	-0.97	0.01	0.00	0.16	-0.53
	39	396	69.64	-0.53	-0.07	0.00	-0.04	-1.18
		397	-70.14	0.53	0.07	0.00	0.15	0.29
	40	396	-39.43	-0.80	0.17	0.00	-0.65	-1.77
		397	38.93	0.80	-0.17	0.00	0.38	0.44
	41	396	256.18	-0.82	-0.52	0.00	1.05	-1.82
		397	-256.68	0.82	0.52	0.00	-0.18	0.45
699	23	397	130.65	0.00	-0.43	0.00	0.24	0.00
		2	-130.90	0.00	0.43	0.00	0.00	0.00
	24	397	229.08	-0.01	-0.37	0.00	0.20	0.00
		2	-229.30	0.01	0.37	0.00	0.00	0.00
	25	397	254.98	-0.01	-0.36	0.00	0.20	0.00
		2	-255.19	0.01	0.36	0.00	0.00	0.00
	26	397	167.17	0.95	-0.13	0.00	0.07	0.52
		2	-167.38	-0.95	0.13	0.00	0.00	0.00
	27	397	178.51	-0.55	-0.19	0.00	0.11	-0.30
		2	-178.73	0.55	0.19	0.00	0.00	0.00
	28	397	69.33	-0.82	0.71	0.00	-0.39	-0.45
		2	-69.55	0.82	-0.71	0.00	0.00	0.00

MEMBER END FORCES STRUCTURE TYPE = SPACE

ALL UNITS ARE -- KN METE (LOCAL)

MEMBER	LOAD	JT	AXIAL	SHEAR-Y	SHEAR-Z	TORSION	MOM-Y	MOM-Z
	29	397	365.23	-0.84	-1.60	0.00	0.87	-0.46
		2	-365.44	0.84	1.60	0.00	0.00	0.00
	30	397	178.52	0.97	-0.19	0.00	0.11	0.53
		2	-178.74	-0.97	0.19	0.00	0.00	0.00
	31	397	189.87	-0.54	-0.26	0.00	0.14	-0.29
		2	-190.08	0.54	0.26	0.00	0.00	0.00
	32	397	80.69	-0.80	0.65	0.00	-0.35	-0.44
		2	-80.90	0.80	-0.65	0.00	0.00	0.00
	33	397	376.58	-0.82	-1.66	0.00	0.91	-0.45
		2	-376.79	0.82	1.66	0.00	0.00	0.00
	34	397	155.82	0.93	-0.06	0.00	0.03	0.51
		2	-156.03	-0.93	0.06	0.00	0.00	0.00
	35	397	167.16	-0.57	-0.13	0.00	0.07	-0.31
		2	-167.38	0.57	0.13	0.00	0.00	0.00
	36	397	57.98	-0.84	0.78	0.00	-0.43	-0.46
		2	-58.20	0.84	-0.78	0.00	0.00	0.00
	37	397	353.87	-0.86	-1.53	0.00	0.84	-0.47
		2	-354.09	0.86	1.53	0.00	0.00	0.00
	38	397	59.13	0.97	-0.11	0.00	0.06	0.53
		2	-59.29	-0.97	0.11	0.00	0.00	0.00
	39	397	70.48	-0.53	-0.18	0.00	0.10	-0.29
		2	-70.64	0.53	0.18	0.00	0.00	0.00
	40	397	-38.70	-0.80	0.73	0.00	-0.40	-0.44
		2	38.54	0.80	-0.73	0.00	0.00	0.00
	41	397	257.19	-0.82	-1.58	0.00	0.86	-0.45
		2	-257.35	0.82	1.58	0.00	0.00	0.00
700	23	398	128.83	0.00	-0.01	0.00	-0.03	0.01
		399	-129.96	0.00	0.01	0.00	0.04	0.00
	24	398	225.56	0.01	0.04	0.00	-0.15	0.03
		399	-226.56	-0.01	-0.04	0.00	0.08	-0.01
	25	398	247.51	0.01	0.06	0.00	-0.17	0.02
		399	-248.51	-0.01	-0.06	0.00	0.08	-0.01
	26	398	278.09	1.59	0.52	0.00	-0.99	3.53
		399	-279.09	-1.59	-0.52	0.00	0.12	-0.87
	27	398	256.52	-1.10	0.38	0.00	-0.74	-2.45
		399	-257.52	1.10	-0.38	0.00	0.11	0.61
	28	398	478.76	-0.99	2.09	0.00	-3.78	-2.20
		399	-479.77	0.99	-2.09	0.00	0.29	0.54
	29	398	-112.78	-0.87	-2.30	0.00	4.04	-1.94
		399	111.78	0.87	2.30	0.00	-0.19	0.48
	30	398	256.28	1.67	0.39	0.00	-0.75	3.70
		399	-257.29	-1.67	-0.39	0.00	0.11	-0.91
	31	398	234.71	-1.03	0.25	0.00	-0.50	-2.28
		399	-235.72	1.03	-0.25	0.00	0.09	0.56
	32	398	456.95	-0.92	1.96	0.00	-3.54	-2.03
		399	-457.96	0.92	-1.96	0.00	0.28	0.50

MEMBER END FORCES STRUCTURE TYPE = SPACE

ALL UNITS ARE -- KN METE (LOCAL)

MEMBER	LOAD	JT	AXIAL	SHEAR-Y	SHEAR-Z	TORSION	MOM-Y	MOM-Z
	33	398	-134.59	-0.80	-2.44	0.00	4.28	-1.77
		399	133.58	0.80	2.44	0.00	-0.20	0.43
	34	398	299.89	1.52	0.66	0.00	-1.23	3.36
		399	-300.90	-1.52	-0.66	0.00	0.14	-0.83
	35	398	278.32	-1.18	0.52	0.00	-0.98	-2.62
		399	-279.33	1.18	-0.52	0.00	0.12	0.65
	36	398	500.57	-1.07	2.23	0.00	-4.02	-2.37
		399	-501.57	1.07	-2.23	0.00	0.30	0.58
	37	398	-90.97	-0.95	-2.17	0.00	3.80	-2.11
		399	89.97	0.95	2.17	0.00	-0.18	0.52
	38	398	138.82	1.66	0.35	0.00	-0.65	3.68
		399	-139.57	-1.66	-0.35	0.00	0.07	-0.91
	39	398	117.25	-1.04	0.21	0.00	-0.40	-2.30
		399	-118.00	1.04	-0.21	0.00	0.05	0.57
	40	398	339.49	-0.93	1.92	0.00	-3.44	-2.05
		399	-340.24	0.93	-1.92	0.00	0.24	0.50
	41	398	-252.05	-0.81	-2.48	0.00	4.38	-1.79
		399	251.30	0.81	2.48	0.00	-0.24	0.44
701	23	399	131.02	0.00	0.13	0.00	-0.07	0.00
		3	-131.39	0.00	-0.13	0.00	0.00	0.00
	24	399	227.51	0.01	0.24	0.00	-0.13	0.01
		3	-227.84	-0.01	-0.24	0.00	0.00	0.00
	25	399	249.45	0.01	0.25	0.00	-0.14	0.01
		3	-249.78	-0.01	-0.25	0.00	0.00	0.00
	26	399	280.03	1.59	0.63	0.00	-0.34	0.87
		3	-280.36	-1.59	-0.63	0.00	0.00	0.00
	27	399	258.47	-1.10	0.50	0.00	-0.27	-0.60
		3	-258.79	1.10	-0.50	0.00	0.00	0.00
	28	399	480.70	-0.99	1.85	0.00	-1.01	-0.54
		3	-481.03	0.99	-1.85	0.00	0.00	0.00
	29	399	-110.83	-0.87	-1.67	0.00	0.91	-0.48
		3	110.50	0.87	1.67	0.00	0.00	0.00
	30	399	258.23	1.67	0.52	0.00	-0.28	0.91
		3	-258.56	-1.67	-0.52	0.00	0.00	0.00
	31	399	236.66	-1.03	0.39	0.00	-0.21	-0.56
		3	-236.99	1.03	-0.39	0.00	0.00	0.00
	32	399	458.90	-0.92	1.73	0.00	-0.95	-0.50
		3	-459.23	0.92	-1.73	0.00	0.00	0.00
	33	399	-132.63	-0.80	-1.78	0.00	0.97	-0.43
		3	132.30	0.80	1.78	0.00	0.00	0.00
	34	399	301.84	1.52	0.74	0.00	-0.41	0.83
		3	-302.17	-1.52	-0.74	0.00	0.00	0.00
	35	399	280.27	-1.18	0.62	0.00	-0.34	-0.64
		3	-280.60	1.18	-0.62	0.00	0.00	0.00
	36	399	502.51	-1.07	1.96	0.00	-1.07	-0.58
		3	-502.84	1.07	-1.96	0.00	0.00	0.00

the scale towards document
Image Engineering Scan Reference Chart TE263 Serial No. 380
Patch Reference numbers on UTT

MEMBER END FORCES STRUCTURE TYPE = SPACE

ALL UNITS ARE -- KN METE (LOCAL)

MEMBER	LOAD	JT	AXIAL	SHEAR-Y	SHEAR-Z	TORSION	MOM-Y	MOM-Z
	37	399	-89.02	-0.95	-1.55	0.00	0.85	-0.52
		3	88.69	0.95	1.55	0.00	0.00	0.00
	38	399	140.28	1.66	0.39	0.00	-0.21	0.91
		3	-140.52	-1.66	-0.39	0.00	0.00	0.00
	39	399	118.71	-1.04	0.26	0.00	-0.14	-0.56
		3	-118.95	1.04	-0.26	0.00	0.00	0.00
	40	399	340.95	-0.93	1.61	0.00	-0.88	-0.50
		3	-341.19	0.93	-1.61	0.00	0.00	0.00
	41	399	-250.58	-0.81	-1.91	0.00	1.04	-0.44
		3	250.34	0.81	1.91	0.00	0.00	0.00
702	23	400	75.62	-0.61	0.30	0.00	-0.30	-1.34
		401	-76.37	0.61	-0.30	0.00	-0.21	0.33
	24	400	123.50	-0.59	0.31	0.00	-0.34	-1.31
		401	-124.16	0.59	-0.31	0.00	-0.18	0.32
	25	400	136.55	-0.59	0.32	0.00	-0.36	-1.31
		401	-137.21	0.59	-0.32	0.00	-0.18	0.32
	26	400	111.85	2.63	0.53	0.00	-0.71	5.83
		401	-112.52	-2.63	-0.53	0.00	-0.17	-1.43
	27	400	113.33	-3.79	0.47	0.00	-0.61	-8.39
		401	-113.99	3.79	-0.47	0.00	-0.18	2.06
	28	400	113.48	-1.04	1.32	0.00	-2.05	-2.31
		401	-114.15	1.04	-1.32	0.00	-0.16	0.57
	29	400	111.45	-0.37	-0.85	0.00	1.62	-0.82
		401	-112.11	0.37	0.85	0.00	-0.20	0.20
	30	400	111.74	2.70	0.47	0.00	-0.61	5.98
		401	-112.41	-2.70	-0.47	0.00	-0.17	-1.47
	31	400	113.22	-3.72	0.41	0.00	-0.51	-8.24
		401	-113.88	3.72	-0.41	0.00	-0.18	2.02
	32	400	113.37	-0.98	1.27	0.00	-1.95	-2.16
		401	-114.03	0.98	-1.27	0.00	-0.17	0.53
	33	400	111.34	-0.31	-0.91	0.00	1.72	-0.68
		401	-112.00	0.31	0.91	0.00	-0.21	0.17
	34	400	111.97	2.57	0.59	0.00	-0.82	5.68
		401	-112.63	-2.57	-0.59	0.00	-0.17	-1.40
	35	400	113.44	-3.85	0.53	0.00	-0.71	-8.53
		401	-114.10	3.85	-0.53	0.00	-0.17	2.10
	36	400	113.59	-1.11	1.38	0.00	-2.15	-2.46
		401	-114.26	1.11	-1.38	0.00	-0.16	0.60
	37	400	111.56	-0.44	-0.79	0.00	1.52	-0.97
		401	-112.22	0.44	0.79	0.00	-0.20	0.24
	38	400	49.91	2.88	0.37	0.00	-0.49	6.37
		401	-50.41	-2.88	-0.37	0.00	-0.13	-1.57
	39	400	51.39	-3.54	0.31	0.00	-0.38	-7.84
		401	-51.88	3.54	-0.31	0.00	-0.14	1.93
	40	400	51.54	-0.80	1.17	0.00	-1.82	-1.77
		401	-52.04	0.80	-1.17	0.00	-0.12	0.44

the scale towards document
Image Engineering Scan Reference Chart TE263 Serial No. 380

MEMBER END FORCES STRUCTURE TYPE = SPACE

ALL UNITS ARE -- KN METE (LOCAL)

MEMBER	LOAD	JT	AXIAL	SHEAR-Y	SHEAR-Z	TORSION	MOM-Y	MOM-Z
	41	400	49.51	-0.13	-1.01	0.00	1.85	-0.28
		401	-50.01	0.13	1.01	0.00	-0.16	0.07
703	23	401	76.90	-0.61	0.45	0.00	-0.24	-0.33
		4	-77.14	0.61	-0.45	0.00	0.00	0.00
	24	401	124.64	-0.59	0.43	0.00	-0.24	-0.32
		4	-124.86	0.59	-0.43	0.00	0.00	0.00
	25	401	137.69	-0.59	0.44	0.00	-0.24	-0.32
		4	-137.91	0.59	-0.44	0.00	0.00	0.00
	26	401	113.03	2.63	0.60	0.00	-0.33	1.44
		4	-113.25	-2.63	-0.60	0.00	0.00	0.00
	27	401	114.49	-3.79	0.55	0.00	-0.30	-2.06
		4	-114.71	3.79	-0.55	0.00	0.00	0.00
	28	401	114.76	-1.04	1.08	0.00	-0.59	-0.57
		4	-114.98	1.04	-1.08	0.00	0.00	0.00
	29	401	112.43	-0.37	-0.34	0.00	0.18	-0.20
		4	-112.65	0.37	0.34	0.00	0.00	0.00
	30	401	112.91	2.70	0.55	0.00	-0.30	1.47
		4	-113.12	-2.70	-0.55	0.00	0.00	0.00
	31	401	114.37	-3.72	0.49	0.00	-0.27	-2.03
		4	-114.59	3.72	-0.49	0.00	0.00	0.00
	32	401	114.64	-0.98	1.03	0.00	-0.56	-0.53
		4	-114.86	0.98	-1.03	0.00	0.00	0.00
	33	401	112.31	-0.31	-0.39	0.00	0.21	-0.17
		4	-112.53	0.31	0.39	0.00	0.00	0.00
	34	401	113.15	2.57	0.65	0.00	-0.36	1.40
		4	-113.37	-2.57	-0.65	0.00	0.00	0.00
	35	401	114.61	-3.85	0.60	0.00	-0.33	-2.10
		4	-114.83	3.85	-0.60	0.00	0.00	0.00
	36	401	114.88	-1.11	1.14	0.00	-0.62	-0.61
		4	-115.10	1.11	-1.14	0.00	0.00	0.00
	37	401	112.55	-0.44	-0.29	0.00	0.16	-0.24
		4	-112.77	0.44	0.29	0.00	0.00	0.00
	38	401	50.79	2.88	0.42	0.00	-0.23	1.57
		4	-50.95	-2.88	-0.42	0.00	0.00	0.00
	39	401	52.25	-3.54	0.37	0.00	-0.20	-1.93
		4	-52.42	3.54	-0.37	0.00	0.00	0.00
	40	401	52.52	-0.80	0.91	0.00	-0.49	-0.44
		4	-52.68	0.80	-0.91	0.00	0.00	0.00
	41	401	50.20	-0.13	-0.52	0.00	0.28	-0.07
		4	-50.36	0.13	0.52	0.00	0.00	0.00
715	23	402	5.52	3.91	0.00	0.00	0.00	0.41
		11	-5.52	3.51	0.00	0.00	0.01	0.00
	24	402	9.03	7.95	-0.01	0.00	-0.01	1.73
		11	-9.03	6.24	0.01	0.00	0.02	0.00
	25	402	8.21	7.42	-0.01	0.00	-0.01	2.20
		11	-8.21	5.25	0.01	0.00	0.02	0.00



MEMBER END FORCES STRUCTURE TYPE = SPACE

ALL UNITS ARE -- KN METE (LOCAL)

MEMBER	LOAD	JT	AXIAL	SHEAR-Y	SHEAR-Z	TORSION	MOM-Y	MOM-Z
	26	402	24.79	2.98	-1.19	-0.01	1.50	-6.79
		11	-24.79	9.69	5.74	0.01	5.51	0.00
	27	402	-11.42	4.31	0.64	0.00	-0.75	-4.09
		11	11.42	8.36	-2.92	0.00	-2.86	0.00
	28	402	-69.32	-7.03	1.18	0.01	-1.80	-27.06
		11	69.32	19.70	-5.74	-0.01	-5.20	0.00
	29	402	14.53	23.55	1.05	0.01	-1.56	34.87
		11	-14.53	-10.89	-5.61	-0.01	-5.18	0.00
	30	402	44.18	4.13	-1.61	-0.01	2.28	-4.47
		11	-44.18	8.54	8.01	0.01	7.46	0.00
	31	402	7.98	5.46	0.23	0.00	0.02	-1.77
		11	-7.98	7.21	-0.65	0.00	-0.91	0.00
	32	402	-49.93	-5.88	0.76	0.01	-1.02	-24.74
		11	49.93	18.55	-3.46	-0.01	-3.26	0.00
	33	402	33.92	24.70	0.63	0.01	-0.79	37.19
		11	-33.92	-12.03	-3.34	-0.01	-3.23	0.00
	34	402	5.40	1.83	-0.77	-0.01	0.73	-9.11
		11	-5.40	10.83	3.47	0.01	3.56	0.00
	35	402	-30.81	3.17	1.06	0.00	-1.53	-6.42
		11	30.81	9.50	-5.19	0.00	-4.81	0.00
	36	402	-88.72	-8.18	1.60	0.01	-2.57	-29.38
		11	88.72	20.84	-8.01	-0.01	-7.15	0.00
	37	402	-4.86	22.41	1.47	0.01	-2.34	32.55
		11	4.86	-9.74	-7.88	-0.01	-7.13	0.00
	38	402	39.66	-0.32	-1.60	-0.01	2.28	-5.65
		11	-39.66	5.26	8.01	0.01	7.45	0.00
	39	402	3.45	1.01	0.23	0.00	0.03	-2.96
		11	-3.45	3.93	-0.65	0.00	-0.92	0.00
	40	402	-54.46	-10.33	0.76	0.01	-1.02	-25.92
		11	54.46	15.27	-3.47	-0.01	-3.26	0.00
	41	402	29.40	20.26	0.64	0.01	-0.78	36.01
		11	-29.40	-15.31	-3.34	-0.01	-3.24	0.00
720	23	407	2.84	0.00	-1.49	0.00	0.09	0.00
		408	-2.84	0.00	-1.58	0.00	-0.16	0.00
	24	407	4.19	0.00	-0.86	0.00	-0.42	0.00
		408	-4.19	0.00	-1.86	0.00	-0.36	0.00
	25	407	3.93	0.00	-0.90	0.00	-0.41	0.00
		408	-3.93	0.00	-1.82	0.00	-0.31	0.00
	26	407	60.83	-2.12	1.19	0.00	-2.39	-13.41
		408	-60.83	9.03	-3.91	0.00	-1.56	4.77
	27	407	46.01	1.07	0.51	0.00	-1.71	6.77
		408	-46.01	-4.56	-3.23	0.00	-1.18	-2.41
	28	407	253.50	2.14	6.64	0.00	-7.52	13.55
		408	-253.50	-9.12	-9.36	0.00	-4.88	-4.82
	29	407	-277.64	2.14	-9.80	0.00	8.13	13.55
		408	277.64	-9.12	7.07	0.00	4.94	-4.82

the scale towards document
Image Engineering Scan Reference Chart TE263 Serial No. 380
Patch Reference numbers on UTT

MEMBER END FORCES STRUCTURE TYPE = SPACE

ALL UNITS ARE -- KN METE (LOCAL)

MEMBER	LOAD	JT	AXIAL	SHEAR-Y	SHEAR-Z	TORSION	MOM-Y	MOM-Z
	30	407	45.28	-2.98	0.58	0.00	-1.81	-18.88
		408	-45.28	12.70	-3.30	0.00	-1.20	6.72
	31	407	30.46	0.21	-0.10	0.00	-1.13	1.31
		408	-30.46	-0.88	-2.62	0.00	-0.82	-0.47
	32	407	237.95	1.28	6.03	0.00	-6.94	8.08
		408	-237.95	-5.44	-8.75	0.00	-4.51	-2.88
	33	407	-293.19	1.28	-10.41	0.00	8.71	8.08
		408	293.19	-5.44	7.68	0.00	5.31	-2.88
	34	407	76.38	-1.26	1.80	0.00	-2.98	-7.95
		408	-76.38	5.35	-4.52	0.00	-1.92	2.83
	35	407	61.56	1.93	1.12	0.00	-2.30	12.24
		408	-61.56	-8.24	-3.84	0.00	-1.55	-4.36
	36	407	269.05	3.01	7.25	0.00	-8.11	19.01
		408	-269.05	-12.79	-9.97	0.00	-5.24	-6.77
	37	407	-262.09	3.01	-9.19	0.00	7.55	19.01
		408	262.09	-12.79	6.46	0.00	4.58	-6.77
	38	407	43.32	-2.98	0.54	0.00	-1.43	-18.88
		408	-43.32	12.70	-2.58	0.00	-0.98	6.72
	39	407	28.50	0.21	-0.14	0.00	-0.75	1.31
		408	-28.50	-0.88	-1.90	0.00	-0.61	-0.47
	40	407	235.99	1.28	5.99	0.00	-6.56	8.08
		408	-235.99	-5.44	-8.03	0.00	-4.30	-2.88
	41	407	-295.15	1.28	-10.45	0.00	9.09	8.08
		408	295.15	-5.44	8.40	0.00	5.52	-2.88
721	23	408	2.84	0.00	1.53	0.00	0.16	0.00
		7	-2.84	0.00	-2.47	0.00	-1.11	0.00
	24	408	4.19	0.00	1.59	0.00	0.36	0.00
		7	-4.19	0.00	-2.42	0.00	-1.32	0.00
	25	408	3.93	0.00	2.02	0.00	0.31	0.00
		7	-3.93	0.00	-2.86	0.00	-1.47	0.00
	26	408	60.83	-9.03	0.92	0.00	1.56	-4.79
		7	-60.83	11.14	-1.76	0.00	-2.20	0.00
	27	408	46.01	4.56	1.09	0.00	1.18	2.42
		7	-46.01	-5.63	-1.92	0.00	-1.90	0.00
	28	408	253.50	9.12	-0.86	0.00	4.88	4.84
		7	-253.50	-11.25	0.02	0.00	-4.67	0.00
	29	408	-277.64	9.12	4.22	0.00	-4.94	4.84
		7	277.64	-11.25	-5.06	0.00	2.74	0.00
	30	408	45.28	-12.70	1.14	0.00	1.20	-6.74
		7	-45.28	15.68	-1.98	0.00	-1.94	0.00
	31	408	30.46	0.88	1.31	0.00	0.82	0.47
		7	-30.46	-1.09	-2.14	0.00	-1.64	0.00
	32	408	237.95	5.44	-0.64	0.00	4.51	2.89
		7	-237.95	-6.72	-0.20	0.00	-4.41	0.00
	33	408	-293.19	5.44	4.44	0.00	-5.31	2.89
		7	293.19	-6.72	-5.28	0.00	3.00	0.00

the scale towards document
Image Engineering Scan Reference Chart TE263 Serial No. 380

MEMBER END FORCES STRUCTURE TYPE = SPACE

ALL UNITS ARE -- KN METE (LOCAL)

MEMBER	LOAD	JT	AXIAL	SHEAR-Y	SHEAR-Z	TORSION	MOM-Y	MOM-Z
	34	408	76.38	-5.35	0.70	0.00	1.92	-2.84
		7	-76.38	6.60	-1.54	0.00	-2.46	0.00
	35	408	61.56	8.24	0.87	0.00	1.55	4.37
		7	-61.56	-10.17	-1.70	0.00	-2.16	0.00
	36	408	269.05	12.79	-1.08	0.00	5.24	6.79
		7	-269.05	-15.79	0.24	0.00	-4.93	0.00
	37	408	-262.09	12.79	4.01	0.00	-4.58	6.79
		7	262.09	-15.79	-4.84	0.00	2.48	0.00
	38	408	43.32	-12.70	0.62	0.00	0.98	-6.74
		7	-43.32	15.68	-1.24	0.00	-1.43	0.00
	39	408	28.50	0.88	0.78	0.00	0.61	0.47
		7	-28.50	-1.09	-1.41	0.00	-1.13	0.00
	40	408	235.99	5.44	-1.16	0.00	4.30	2.89
		7	-235.99	-6.72	0.54	0.00	-3.90	0.00
	41	408	-295.15	5.44	3.92	0.00	-5.52	2.89
		7	295.15	-6.72	-4.54	0.00	3.51	0.00
730	23	409	3.66	2.96	-0.04	0.00	0.05	0.45
		31	-3.66	2.55	0.04	0.00	0.04	0.00
	24	409	7.29	6.95	-0.11	0.00	0.11	1.01
		31	-7.29	6.01	0.11	0.00	0.13	0.00
	25	409	5.69	6.37	-0.10	0.00	0.10	1.50
		31	-5.69	4.98	0.10	0.00	0.11	0.00
	26	409	73.02	8.24	-0.75	-0.01	4.18	5.51
		31	-73.02	3.11	5.59	0.01	2.65	0.00
	27	409	-45.21	3.78	-0.73	-0.01	0.44	-4.08
		31	45.21	7.57	3.15	0.01	3.73	0.00
	28	409	-29.58	5.21	-1.14	-0.01	0.90	-1.01
		31	29.58	6.14	3.56	0.01	4.16	0.00
	29	409	-47.19	6.16	0.49	0.02	-4.17	1.04
		31	47.19	5.19	-5.33	-0.02	-2.09	0.00
	30	409	90.45	8.39	-0.17	-0.01	3.40	5.85
		31	-90.45	2.96	3.04	0.01	0.05	0.00
	31	409	-27.78	3.93	-0.14	0.00	-0.34	-3.74
		31	27.78	7.42	0.59	0.00	1.13	0.00
	32	409	-12.15	5.36	-0.56	-0.01	0.13	-0.67
		31	12.15	5.99	1.01	0.01	1.56	0.00
	33	409	-29.76	6.32	1.08	0.02	-4.94	1.38
		31	29.76	5.03	-7.88	-0.02	-4.68	0.00
	34	409	55.59	8.08	-1.34	-0.01	4.95	5.17
		31	-55.59	3.27	8.14	0.01	5.24	0.00
	35	409	-62.63	3.62	-1.31	-0.01	1.21	-4.42
		31	62.63	7.73	5.70	0.01	6.32	0.00
	36	409	-47.00	5.05	-1.73	-0.01	1.68	-1.34
		31	47.00	6.30	6.12	0.01	6.76	0.00
	37	409	-64.62	6.00	-0.09	0.01	-3.39	0.70
		31	64.62	5.35	-2.78	-0.01	0.51	0.00

MEMBER END FORCES STRUCTURE TYPE = SPACE

ALL UNITS ARE -- KN METE (LOCAL)

MEMBER	LOAD	JT	AXIAL	SHEAR-Y	SHEAR-Z	TORSION	MOM-Y	MOM-Z
	38	409	86.41	4.28	-0.10	-0.01	3.33	5.25
		31	-86.41	-0.61	2.97	0.01	-0.03	0.00
	39	409	-31.82	-0.18	-0.07	0.00	-0.41	-4.34
		31	31.82	3.85	0.52	0.00	1.05	0.00
	40	409	-16.19	1.25	-0.49	-0.01	0.06	-1.26
		31	16.19	2.42	0.94	0.01	1.48	0.00
	41	409	-33.80	2.20	1.15	0.02	-5.01	0.78
		31	33.80	1.47	-7.95	-0.02	-4.77	0.00
731	23	410	3.18	0.57	0.00	0.00	0.01	-0.07
		26	-3.18	0.63	0.00	0.00	0.00	0.00
	24	410	5.64	0.36	-0.02	0.00	0.03	-0.38
		26	-5.64	0.71	0.02	0.00	0.01	0.00
	25	410	5.65	0.35	-0.01	0.00	0.02	-0.39
		26	-5.65	0.71	0.01	0.00	0.00	0.00
	26	410	-33.41	-0.24	-0.30	0.00	0.31	-1.67
		26	33.41	1.31	0.30	0.00	0.34	0.00
	27	410	53.03	1.03	-0.08	0.00	-0.19	1.08
		26	-53.03	0.03	0.08	0.00	0.36	0.00
	28	410	11.32	0.69	-0.06	0.00	0.03	0.33
		26	-11.32	0.38	0.06	0.00	0.10	0.00
	29	410	-13.19	0.41	0.12	0.00	-0.38	-0.27
		26	13.19	0.66	-0.12	0.00	0.11	0.00
	30	410	-29.27	-0.30	-0.23	0.00	0.38	-1.80
		26	29.27	1.37	0.23	0.00	0.11	0.00
	31	410	57.17	0.97	0.00	0.00	-0.12	0.95
		26	-57.17	0.09	0.00	0.00	0.13	0.00
	32	410	15.46	0.63	0.01	0.00	0.10	0.20
		26	-15.46	0.44	-0.01	0.00	-0.13	0.00
	33	410	-9.05	0.35	0.20	0.00	-0.30	-0.40
		26	9.05	0.72	-0.20	0.00	-0.12	0.00
	34	410	-37.55	-0.19	-0.38	0.00	0.23	-1.55
		26	37.55	1.25	0.38	0.00	0.58	0.00
	35	410	48.89	1.09	-0.15	0.00	-0.26	1.20
		26	-48.89	-0.03	0.15	0.00	0.59	0.00
	36	410	7.18	0.74	-0.14	0.00	-0.04	0.45
		26	-7.18	0.32	0.14	0.00	0.34	0.00
	37	410	-17.33	0.46	0.05	0.00	-0.45	-0.15
		26	17.33	0.60	-0.05	0.00	0.34	0.00
	38	410	-32.22	-0.31	-0.22	0.00	0.36	-1.53
		26	32.22	1.11	0.22	0.00	0.10	0.00
	39	410	54.21	0.97	0.01	0.00	-0.14	1.22
		26	-54.21	-0.17	-0.01	0.00	0.12	0.00
	40	410	12.50	0.62	0.02	0.00	0.09	0.47
		26	-12.50	0.18	-0.02	0.00	-0.14	0.00
	41	410	-12.01	0.34	0.21	0.00	-0.32	-0.13
		26	12.01	0.46	-0.21	0.00	-0.13	0.00



MEMBER END FORCES STRUCTURE TYPE = SPACE

ALL UNITS ARE -- KN METE (LOCAL)

MEMBER	LOAD	JT	AXIAL	SHEAR-Y	SHEAR-Z	TORSION	MOM-Y	MOM-Z
733	23	411	101.77	-3.56	0.41	0.00	-0.29	-0.73
		412	-104.66	3.56	-0.41	0.00	-0.19	-3.42
	24	411	127.77	-7.64	0.68	0.00	-0.51	-2.63
		412	-130.34	7.64	-0.68	0.00	-0.29	-6.28
	25	411	193.14	-6.83	0.63	0.00	-0.46	-1.78
		412	-195.71	6.83	-0.63	0.00	-0.28	-6.19
	26	411	-65.44	68.65	6.94	0.31	-10.66	39.63
		412	62.87	-68.65	-6.94	-0.31	2.56	40.46
	27	411	311.07	-82.98	6.39	-0.05	-9.08	-44.87
		412	-313.64	82.98	-6.39	0.05	1.62	-51.94
	28	411	124.04	-40.02	2.60	-0.01	-13.28	-22.54
		412	-126.61	40.02	-2.60	0.01	10.24	-24.15
	29	411	99.57	-5.53	-5.86	-0.37	18.82	-0.57
		412	-102.14	5.53	5.86	0.37	-11.99	-5.89
	30	411	-62.10	74.23	5.32	0.32	-7.57	42.85
		412	59.53	-74.23	-5.32	-0.32	1.36	43.76
	31	411	314.41	-77.39	4.77	-0.04	-5.99	-41.65
		412	-316.98	77.39	-4.77	0.04	0.42	-48.64
	32	411	127.37	-34.44	0.98	-0.01	-10.18	-19.33
		412	-129.94	34.44	-0.98	0.01	9.04	-20.85
	33	411	102.91	0.05	-7.48	-0.37	21.91	2.65
		412	-105.48	-0.05	7.48	0.37	-13.19	-2.59
	34	411	-68.77	63.06	8.56	0.31	-13.75	36.41
		412	66.20	-63.06	-8.56	-0.31	3.76	37.15
	35	411	307.74	-88.57	8.01	-0.05	-12.17	-48.08
		412	-310.31	88.57	-8.01	0.05	2.83	-55.25
	36	411	120.70	-45.61	4.22	-0.02	-16.37	-25.76
		412	-123.27	45.61	-4.22	0.02	11.44	-27.45
	37	411	96.24	-11.12	-4.24	-0.38	15.73	-3.78
		412	-98.81	11.12	4.24	0.38	-10.78	-9.19
	38	411	-114.57	78.61	4.98	0.31	-7.30	44.60
		412	112.64	-78.61	-4.98	-0.31	1.50	47.11
	39	411	261.94	-73.02	4.43	-0.05	-5.72	-39.90
		412	-263.87	73.02	-4.43	0.05	0.56	-45.29
	40	411	74.91	-30.06	0.64	-0.01	-9.92	-17.57
		412	-76.83	30.06	-0.64	0.01	9.18	-17.50
	41	411	50.44	4.43	-7.82	-0.37	22.18	4.40
		412	-52.37	-4.43	7.82	0.37	-13.05	0.76
734	23	412	108.87	2.94	0.41	0.00	0.19	3.31
		26	-111.76	-2.94	-0.41	0.00	-0.67	0.12
	24	412	138.20	5.30	0.68	0.00	0.29	6.16
		26	-140.77	-5.30	-0.68	0.00	-1.09	0.03
	25	412	203.09	5.30	0.63	0.00	0.28	6.07
		26	-205.66	-5.30	-0.63	0.00	-1.01	0.12
	26	412	-128.25	-46.09	6.85	0.11	-2.45	-40.35
		26	125.68	46.09	-6.85	-0.11	-5.54	-13.43

the scale towards document
Image Engineering Scan Reference Chart TE263 Serial No. 380

MEMBER END FORCES STRUCTURE TYPE = SPACE

ALL UNITS ARE -- KN METE (LOCAL)

MEMBER	LOAD	JT	AXIAL	SHEAR-Y	SHEAR-Z	TORSION	MOM-Y	MOM-Z
	27	412	394.47	57.11	6.42	0.01	-1.66	51.59
		26	-397.04	-57.11	-6.42	-0.01	-5.83	15.04
	28	412	164.96	26.21	2.60	-0.03	-10.23	23.94
		26	-167.53	-26.21	-2.60	0.03	7.21	6.64
	29	412	108.14	4.19	-5.72	-0.07	11.82	5.79
		26	-110.71	-4.19	5.72	0.07	-5.14	-0.90
	30	412	-130.56	-50.41	5.22	0.10	-1.24	-43.64
		26	127.99	50.41	-5.22	-0.10	-4.85	-15.18
	31	412	392.16	52.80	4.79	0.00	-0.44	48.30
		26	-394.73	-52.80	-4.79	0.00	-5.15	13.29
	32	412	162.65	21.90	0.97	-0.04	-9.02	20.65
		26	-165.22	-21.90	-0.97	0.04	7.89	4.89
	33	412	105.83	-0.13	-7.35	-0.09	13.03	2.50
		26	-108.40	0.13	7.35	0.09	-4.46	-2.65
	34	412	-125.94	-41.78	8.47	0.13	-3.66	-37.06
		26	123.37	41.78	-8.47	-0.13	-6.22	-11.68
	35	412	396.78	61.43	8.05	0.03	-2.87	54.88
		26	-399.35	-61.43	-8.05	-0.03	-6.52	16.79
	36	412	167.27	30.53	4.22	-0.01	-11.45	27.23
		26	-169.84	-30.53	-4.22	0.01	6.52	8.39
	37	412	110.44	8.51	-4.09	-0.06	10.61	9.08
		26	-113.01	-8.51	4.09	0.06	-5.83	0.85
	38	412	-187.90	-53.21	4.87	0.10	-1.38	-46.95
		26	185.97	53.21	-4.87	-0.10	-4.31	-15.14
	39	412	334.82	49.99	4.45	0.00	-0.58	44.99
		26	-336.75	-49.99	-4.45	0.00	-4.61	13.33
	40	412	105.31	19.09	0.62	-0.04	-9.16	17.34
		26	-107.24	-19.09	-0.62	0.04	8.43	4.93
	41	412	48.49	-2.93	-7.69	-0.09	12.89	-0.81
		26	-50.42	2.93	7.69	0.09	-3.92	-2.61

********** END OF LATEST ANALYSIS RESULT **********

758. LOAD LIST 9 TO 22
759. PRINT JOINT DISPLACEMENTS LIST 46 48 349 351



JOINT DISPLACEMENT (CM RADIANS) STRUCTURE TYPE = SPACE

JOINT	LOAD	X-TRANS	Y-TRANS	Z-TRANS	X-ROTAN	Y-ROTAN	Z-ROTAN
46	9	-0.0298	-0.0287	0.0684	0.0000	0.0000	0.0000
	10	-0.0309	-0.0322	0.0814	0.0000	0.0000	0.0000
	11	1.1726	-0.0238	0.2697	-0.0001	0.0010	-0.0003
	12	-1.1320	-0.0381	0.2471	-0.0001	-0.0006	0.0004
	13	-0.1111	0.0156	2.3860	0.0007	-0.0015	0.0002
	14	-0.1809	-0.0632	-2.3821	-0.0006	-0.0007	-0.0002
	15	1.1833	-0.0230	0.2158	0.0000	0.0013	-0.0003
	16	-1.1212	-0.0373	0.1933	0.0000	-0.0003	0.0004
	17	-0.1003	0.0164	2.3322	0.0008	-0.0012	0.0002
	18	-0.1701	-0.0624	-2.4359	-0.0006	-0.0004	-0.0002
	19	1.1618	-0.0247	0.3235	-0.0001	0.0007	-0.0004
	20	-1.1427	-0.0389	0.3010	-0.0001	-0.0009	0.0003
	21	-0.1218	0.0148	2.4399	0.0007	-0.0018	0.0002
	22	-0.1917	-0.0641	-2.3282	-0.0007	-0.0010	-0.0003
48	9	-0.0249	-0.0386	0.0677	0.0000	0.0000	0.0000
	10	-0.0248	-0.0450	0.0807	0.0000	0.0000	0.0000
	11	1.1308	-0.0084	0.2685	-0.0001	-0.0018	-0.0003
	12	-1.2600	-0.0633	0.2480	-0.0001	-0.0002	0.0003
	13	-0.2798	-0.0366	2.3870	0.0007	-0.0001	-0.0001
	14	0.0120	-0.0326	-2.3835	-0.0007	0.0022	0.0000
	15	1.1811	-0.0093	0.2147	0.0000	-0.0017	-0.0003
	16	-1.2097	-0.0642	0.1942	0.0000	-0.0001	0.0003
	17	-0.2294	-0.0375	2.3332	0.0008	0.0000	-0.0001
	18	0.0624	-0.0335	-2.4373	-0.0006	0.0023	0.0000
	19	1.0805	-0.0075	0.3223	-0.0001	-0.0019	-0.0003
	20	-1.3104	-0.0624	0.3018	-0.0001	-0.0003	0.0003
	21	-0.3301	-0.0357	2.4408	0.0007	-0.0002	-0.0001
	22	-0.0383	-0.0317	-2.3297	-0.0007	0.0021	0.0000
349	9	-0.0298	-0.0207	0.0601	0.0000	0.0000	0.0000
	10	-0.0308	-0.0240	0.0706	0.0000	0.0000	0.0000
	11	1.1664	-0.0706	0.2678	-0.0001	0.0005	-0.0004
	12	-1.1261	0.0326	0.5291	0.0001	-0.0023	0.0005
	13	-0.1110	0.0320	2.6062	0.0008	0.0017	0.0000
	14	-0.1759	-0.0672	-2.7013	-0.0007	0.0019	-0.0001
	15	1.1771	-0.0698	0.1635	-0.0001	0.0002	-0.0004
	16	-1.1153	0.0333	0.4248	0.0001	-0.0025	0.0005
	17	-0.1002	0.0327	2.5019	0.0008	0.0014	0.0001
	18	-0.1652	-0.0665	-2.8056	-0.0007	0.0017	-0.0001
	19	1.1556	-0.0713	0.3720	-0.0001	0.0007	-0.0005
	20	-1.1368	0.0318	0.6334	0.0000	-0.0020	0.0005
	21	-0.1217	0.0312	2.7104	0.0008	0.0019	0.0000
	22	-0.1867	-0.0680	-2.5970	-0.0007	0.0022	-0.0001
351	9	-0.0264	-0.0322	0.0595	0.0000	0.0000	0.0000
	10	-0.0266	-0.0372	0.0699	0.0000	-0.0001	0.0000
	11	1.1253	-0.0518	0.2679	-0.0001	-0.0001	-0.0004
	12	-1.2590	-0.0021	0.5303	0.0000	0.0010	0.0004
	13	-0.2768	-0.0297	2.6044	0.0008	-0.0003	0.0000
	14	0.0119	-0.0317	-2.7026	-0.0007	-0.0007	0.0000

JOINT DISPLACEMENT (CM RADIANS) STRUCTURE TYPE = SPACE

JOINT	LOAD	X-TRANS	Y-TRANS	Z-TRANS	X-ROTAN	Y-ROTAN	Z-ROTAN
15		1.1756	-0.0526	0.1638	-0.0001	-0.0001	-0.0004
16		-1.2087	-0.0029	0.4262	0.0001	0.0009	0.0005
17		-0.2265	-0.0306	2.5003	0.0009	-0.0004	0.0000
18		0.0622	-0.0326	-2.8066	-0.0007	-0.0007	0.0000
19		1.0750	-0.0510	0.3720	-0.0002	0.0000	-0.0004
20		-1.3094	-0.0013	0.6343	0.0000	0.0011	0.0004
21		-0.3271	-0.0289	2.7085	0.0008	-0.0003	0.0000
22		-0.0384	-0.0309	-2.5985	-0.0008	-0.0006	0.0000

********** END OF LATEST ANALYSIS RESULT **********

760. PRINT MEMBER FORCES LIST 8 25 26 46 47 155 156 247



MEMBER END FORCES STRUCTURE TYPE = SPACE

ALL UNITS ARE -- KN METE (LOCAL)

MEMBER	LOAD	JT	AXIAL	SHEAR-Y	SHEAR-Z	TORSION	MOM-Y	MOM-Z
8	9	7	1.47	67.16	0.00	0.00	0.00	0.00
		8	-1.47	67.16	0.00	0.00	0.00	0.00
	10	7	1.44	60.91	0.00	0.00	0.00	0.00
		8	-1.44	60.91	0.00	0.00	0.00	0.00
	11	7	-3.66	60.91	7.43	0.00	0.00	0.00
		8	3.66	60.91	7.43	0.00	0.00	0.00
	12	7	-0.78	60.91	-3.75	0.00	0.00	0.00
		8	0.78	60.91	-3.75	0.00	0.00	0.00
	13	7	4.73	60.91	-7.50	0.00	0.00	0.00
		8	-4.73	60.91	-7.50	0.00	0.00	0.00
	14	7	0.39	60.91	-7.50	0.00	0.00	0.00
		8	-0.39	60.91	-7.50	0.00	0.00	0.00
	15	7	-1.38	60.91	10.45	0.00	0.00	0.00
		8	1.38	60.91	10.45	0.00	0.00	0.00
	16	7	1.49	60.91	-0.73	0.00	0.00	0.00
		8	-1.49	60.91	-0.73	0.00	0.00	0.00
	17	7	7.00	60.91	-4.48	0.00	0.00	0.00
		8	-7.00	60.91	-4.48	0.00	0.00	0.00
	18	7	2.67	60.91	-4.48	0.00	0.00	0.00
		8	-2.67	60.91	-4.48	0.00	0.00	0.00
	19	7	-5.93	60.91	4.40	0.00	0.00	0.00
		8	5.93	60.91	4.40	0.00	0.00	0.00
	20	7	-3.06	60.91	-6.78	0.00	0.00	0.00
		8	3.06	60.91	-6.78	0.00	0.00	0.00
	21	7	2.45	60.91	-10.53	0.00	0.00	0.00
		8	-2.45	60.91	-10.53	0.00	0.00	0.00
	22	7	-1.89	60.91	-10.53	0.00	0.00	0.00
		8	1.89	60.91	-10.53	0.00	0.00	0.00
25	9	6	0.01	127.04	0.00	0.00	0.00	0.00
		23	-0.01	127.04	0.00	0.00	0.00	0.00
	10	6	0.01	114.54	0.00	0.00	0.00	0.00
		23	-0.01	114.54	0.00	0.00	0.00	0.00
	11	6	11.77	114.54	0.00	0.00	0.00	0.00
		23	-11.77	114.54	0.00	0.00	0.00	0.00
	12	6	-5.79	114.54	0.00	0.00	0.00	0.00
		23	5.79	114.54	0.00	0.00	0.00	0.00
	13	6	-11.98	114.54	0.00	0.00	0.00	0.00
		23	11.98	114.54	0.00	0.00	0.00	0.00
	14	6	-12.08	114.54	0.00	0.00	0.00	0.00
		23	12.08	114.54	0.00	0.00	0.00	0.00
	15	6	17.81	114.54	0.00	0.00	0.00	0.00
		23	-17.81	114.54	0.00	0.00	0.00	0.00
	16	6	0.25	114.54	0.00	0.00	0.00	0.00
		23	-0.25	114.54	0.00	0.00	0.00	0.00



MEMBER END FORCES STRUCTURE TYPE = SPACE

ALL UNITS ARE -- KN METE (LOCAL)

MEMBER	LOAD	JT	AXIAL	SHEAR-Y	SHEAR-Z	TORSION	MOM-Y	MOM-Z
	17	6	-5.94	114.54	0.00	0.00	0.00	0.00
		23	5.94	114.54	0.00	0.00	0.00	0.00
	18	6	-6.04	114.54	0.00	0.00	0.00	0.00
		23	6.04	114.54	0.00	0.00	0.00	0.00
	19	6	5.72	114.54	0.00	0.00	0.00	0.00
		23	-5.72	114.54	0.00	0.00	0.00	0.00
	20	6	-11.83	114.54	0.00	0.00	0.00	0.00
		23	11.83	114.54	0.00	0.00	0.00	0.00
	21	6	-18.03	114.54	0.00	0.00	0.00	0.00
		23	18.03	114.54	0.00	0.00	0.00	0.00
	22	6	-18.13	114.54	0.00	0.00	0.00	0.00
		23	18.13	114.54	0.00	0.00	0.00	0.00
26	9	26	-0.02	64.54	0.00	0.00	0.00	0.00
		7	0.02	64.54	0.00	0.00	0.00	0.00
	10	26	-0.02	58.29	0.00	0.00	0.00	0.00
		7	0.02	58.29	0.00	0.00	0.00	0.00
	11	26	10.57	58.29	0.00	0.00	0.00	0.00
		7	-10.57	58.29	0.00	0.00	0.00	0.00
	12	26	-5.22	58.29	0.00	0.00	0.00	0.00
		7	5.22	58.29	0.00	0.00	0.00	0.00
	13	26	-11.76	58.29	0.00	0.00	0.00	0.00
		7	11.76	58.29	0.00	0.00	0.00	0.00
	14	26	-11.60	58.29	0.00	0.00	0.00	0.00
		7	11.60	58.29	0.00	0.00	0.00	0.00
	15	26	16.51	58.29	0.00	0.00	0.00	0.00
		7	-16.51	58.29	0.00	0.00	0.00	0.00
	16	26	0.72	58.29	0.00	0.00	0.00	0.00
		7	-0.72	58.29	0.00	0.00	0.00	0.00
	17	26	-5.82	58.29	0.00	0.00	0.00	0.00
		7	5.82	58.29	0.00	0.00	0.00	0.00
	18	26	-5.65	58.29	0.00	0.00	0.00	0.00
		7	5.65	58.29	0.00	0.00	0.00	0.00
	19	26	4.62	58.29	0.00	0.00	0.00	0.00
		7	-4.62	58.29	0.00	0.00	0.00	0.00
	20	26	-11.17	58.29	0.00	0.00	0.00	0.00
		7	11.17	58.29	0.00	0.00	0.00	0.00
	21	26	-17.71	58.29	0.00	0.00	0.00	0.00
		7	17.71	58.29	0.00	0.00	0.00	0.00
	22	26	-17.54	58.29	0.00	0.00	0.00	0.00
		7	17.54	58.29	0.00	0.00	0.00	0.00
46	9	26	2.26	107.17	0.28	0.00	0.00	0.00
		27	-2.26	-25.87	-0.28	0.00	-0.45	106.43
	10	26	2.12	96.58	0.26	0.00	0.00	0.00
		27	-2.12	-23.28	-0.26	0.00	-0.41	95.89
	11	26	-6.62	95.75	0.53	0.00	0.00	0.00
		27	6.62	-22.45	-0.53	0.00	-0.85	94.56

MEMBER END FORCES STRUCTURE TYPE = SPACE

ALL UNITS ARE -- KN METE (LOCAL)

MEMBER	LOAD	JT	AXIAL	SHEAR-Y	SHEAR-Z	TORSION	MOM-Y	MOM-Z
	12	26	-1.89	95.97	-0.28	0.00	0.00	0.00
		27	1.89	-22.67	0.28	0.00	0.44	94.92
	13	26	2.58	95.16	0.64	0.00	0.00	0.00
		27	-2.58	-21.85	-0.64	0.00	-1.03	93.61
	14	26	5.21	98.42	0.26	0.00	0.00	0.00
		27	-5.21	-25.11	-0.26	0.00	-0.42	98.82
	15	26	-2.03	96.03	0.51	0.00	0.00	0.00
		27	2.03	-22.73	-0.51	0.00	-0.81	95.01
	16	26	2.70	96.25	-0.30	0.00	0.00	0.00
		27	-2.70	-22.95	0.30	0.00	0.48	95.36
	17	26	7.17	95.44	0.62	0.00	0.00	0.00
		27	-7.17	-22.13	-0.62	0.00	-0.99	94.05
	18	26	9.80	98.69	0.24	0.00	0.00	0.00
		27	-9.80	-25.39	-0.24	0.00	-0.38	99.27
	19	26	-11.21	95.48	0.56	0.00	0.00	0.00
		27	11.21	-22.17	-0.56	0.00	-0.89	94.12
	20	26	-6.48	95.70	-0.25	0.00	0.00	0.00
		27	6.48	-22.39	0.25	0.00	0.41	94.47
	21	26	-2.01	94.88	0.67	0.00	0.00	0.00
		27	2.01	-21.58	-0.67	0.00	-1.07	93.17
	22	26	0.62	98.14	0.29	0.00	0.00	0.00
		27	-0.62	-24.83	-0.29	0.00	-0.46	98.38
47	9	27	0.41	12.59	-0.13	0.00	0.45	-106.40
		28	-0.41	75.18	0.13	0.00	0.00	0.00
	10	27	0.38	11.44	-0.12	0.00	0.41	-95.85
		28	-0.38	67.83	0.12	0.00	0.00	0.00
	11	27	-8.97	11.83	-0.25	0.00	0.85	-94.53
		28	8.97	67.44	0.25	0.00	0.00	0.00
	12	27	-4.72	11.73	0.13	0.00	-0.44	-94.89
		28	4.72	67.54	-0.13	0.00	0.00	0.00
	13	27	-3.50	12.11	-0.30	0.00	1.03	-93.58
		28	3.50	67.16	0.30	0.00	0.00	0.00
	14	27	8.44	10.58	-0.12	0.00	0.42	-98.79
		28	-8.44	68.69	0.12	0.00	0.00	0.00
	15	27	-4.08	11.70	-0.24	0.00	0.81	-94.98
		28	4.08	67.57	0.24	0.00	0.00	0.00
	16	27	0.17	11.60	0.14	0.00	-0.48	-95.33
		28	-0.17	67.67	-0.14	0.00	0.00	0.00
	17	27	1.39	11.98	-0.29	0.00	0.99	-94.02
		28	-1.39	67.29	0.29	0.00	0.00	0.00
	18	27	13.33	10.45	-0.11	0.00	0.38	-99.23
		28	-13.33	68.82	0.11	0.00	0.00	0.00
	19	27	-13.86	11.96	-0.26	0.00	0.89	-94.09
		28	13.86	67.31	0.26	0.00	0.00	0.00
	20	27	-9.62	11.86	0.12	0.00	-0.41	-94.44
		28	9.62	67.41	-0.12	0.00	0.00	0.00

the scale towards document
Image Engineering Scan Reference Chart TE263 Serial No. 380
Patch Reference numbers on UTT

MEMBER END FORCES STRUCTURE TYPE = SPACE

ALL UNITS ARE -- KN METE (LOCAL)

MEMBER	LOAD	JT	AXIAL	SHEAR-Y	SHEAR-Z	TORSION	MOM-Y	MOM-Z
	21	27	-8.40	12.24	-0.31	0.00	1.07	-93.14
		28	8.40	67.03	0.31	0.00	0.00	0.00
	22	27	3.54	10.71	-0.13	0.00	0.46	-98.34
		28	-3.54	68.56	0.13	0.00	0.00	0.00
155	9	81	1.93	116.53	0.26	0.00	0.00	0.00
		82	-1.93	-35.23	-0.26	0.00	-0.41	121.41
	10	81	1.79	105.15	0.24	0.00	0.00	0.00
		82	-1.79	-31.85	-0.24	0.00	-0.39	109.60
	11	81	-7.47	104.72	1.01	0.00	0.00	0.00
		82	7.47	-31.41	-1.01	0.00	-1.62	108.90
	12	81	-10.61	104.84	-0.67	0.00	0.00	0.00
		82	10.61	-31.53	0.67	0.00	1.07	109.10
	13	81	-1.25	104.58	0.24	0.00	0.00	0.00
		82	1.25	-31.28	-0.24	0.00	-0.38	108.69
	14	81	10.25	105.93	-0.04	0.00	0.00	0.00
		82	-10.25	-32.62	0.04	0.00	0.06	110.84
	15	81	-2.05	104.86	1.14	0.00	0.00	0.00
		82	2.05	-31.56	-1.14	0.00	-1.83	109.14
	16	81	-5.18	104.98	-0.54	0.00	0.00	0.00
		82	5.18	-31.68	0.54	0.00	0.87	109.33
	17	81	4.18	104.73	0.37	0.00	0.00	0.00
		82	-4.18	-31.43	-0.37	0.00	-0.59	108.93
	18	81	15.68	106.07	0.09	0.00	0.00	0.00
		82	-15.68	-32.77	-0.09	0.00	-0.14	111.07
	19	81	-12.90	104.57	0.89	0.00	0.00	0.00
		82	12.90	-31.27	-0.89	0.00	-1.42	108.67
	20	81	-16.04	104.69	-0.80	0.00	0.00	0.00
		82	16.04	-31.39	0.80	0.00	1.27	108.86
	21	81	-6.68	104.44	0.11	0.00	0.00	0.00
		82	6.68	-31.13	-0.11	0.00	-0.18	108.46
	22	81	4.82	105.78	-0.17	0.00	0.00	0.00
		82	-4.82	-32.48	0.17	0.00	0.27	110.60
156	9	82	1.38	23.16	-0.12	0.00	0.41	-121.34
		83	-1.38	94.53	0.12	0.00	0.00	0.00
	10	82	1.29	20.88	-0.11	0.00	0.39	-109.53
		83	-1.29	85.31	0.11	0.00	0.00	0.00
	11	82	-5.77	21.09	-0.48	0.00	1.62	-108.84
		83	5.77	85.11	0.48	0.00	0.00	0.00
	12	82	-7.50	21.03	0.31	0.00	-1.07	-109.03
		83	7.50	85.17	-0.31	0.00	0.00	0.00
	13	82	-0.88	21.15	-0.11	0.00	0.38	-108.63
		83	0.88	85.05	0.11	0.00	0.00	0.00
	14	82	7.43	20.52	0.02	0.00	-0.06	-110.77
		83	-7.43	85.68	-0.02	0.00	0.00	0.00
	15	82	-1.54	21.02	-0.54	0.00	1.83	-109.07
		83	1.54	85.18	0.54	0.00	0.00	0.00

the scale towards document
Image Engineering Scan Reference Chart TE263 Serial No. 280
Patch Reference numbers on UTT

MEMBER END FORCES STRUCTURE TYPE = SPACE

ALL UNITS ARE -- KN METE (LOCAL)

MEMBER	LOAD	JT	AXIAL	SHEAR-Y	SHEAR-Z	TORSION	MOM-Y	MOM-Z
	16	82	-3.27	20.96	0.25	0.00	-0.87	-109.26
		83	3.27	85.23	-0.25	0.00	0.00	0.00
	17	82	3.35	21.08	-0.17	0.00	0.59	-108.86
		83	-3.35	85.12	0.17	0.00	0.00	0.00
	18	82	11.67	20.45	-0.04	0.00	0.14	-111.00
		83	-11.67	85.75	0.04	0.00	0.00	0.00
	19	82	-10.01	21.16	-0.42	0.00	1.42	-108.60
		83	10.01	85.04	0.42	0.00	0.00	0.00
	20	82	-11.74	21.10	0.37	0.00	-1.27	-108.80
		83	11.74	85.10	-0.37	0.00	0.00	0.00
	21	82	-5.12	21.22	-0.05	0.00	0.18	-108.39
		83	5.12	84.98	0.05	0.00	0.00	0.00
	22	82	3.20	20.59	0.08	0.00	-0.27	-110.53
		83	-3.20	85.61	-0.08	0.00	0.00	0.00
247	9	138	0.00	127.04	0.00	0.00	0.00	0.00
		139	0.00	127.04	0.00	0.00	0.00	0.00
	10	138	0.00	114.54	0.00	0.00	0.00	0.00
		139	0.00	114.54	0.00	0.00	0.00	0.00
	11	138	-8.09	114.54	0.00	0.00	0.00	0.00
		139	8.09	114.54	0.00	0.00	0.00	0.00
	12	138	-11.92	114.54	0.00	0.00	0.00	0.00
		139	11.92	114.54	0.00	0.00	0.00	0.00
	13	138	-5.91	114.54	0.00	0.00	0.00	0.00
		139	5.91	114.54	0.00	0.00	0.00	0.00
	14	138	11.83	114.54	0.00	0.00	0.00	0.00
		139	-11.83	114.54	0.00	0.00	0.00	0.00
	15	138	-2.10	114.54	0.00	0.00	0.00	0.00
		139	2.10	114.54	0.00	0.00	0.00	0.00
	16	138	-5.93	114.54	0.00	0.00	0.00	0.00
		139	5.93	114.54	0.00	0.00	0.00	0.00
	17	138	0.09	114.54	0.00	0.00	0.00	0.00
		139	-0.09	114.54	0.00	0.00	0.00	0.00
	18	138	17.82	114.54	0.00	0.00	0.00	0.00
		139	-17.82	114.54	0.00	0.00	0.00	0.00
	19	138	-14.08	114.54	0.00	0.00	0.00	0.00
		139	14.08	114.54	0.00	0.00	0.00	0.00
	20	138	-17.91	114.54	0.00	0.00	0.00	0.00
		139	17.91	114.54	0.00	0.00	0.00	0.00
	21	138	-11.90	114.54	0.00	0.00	0.00	0.00
		139	11.90	114.54	0.00	0.00	0.00	0.00
	22	138	5.83	114.54	0.00	0.00	0.00	0.00
		139	-5.83	114.54	0.00	0.00	0.00	0.00



********** END OF LATEST ANALYSIS RESULT **********

761. FINISH

********** END OF THE STAAD.Pro RUN **********

**** DATE= DEC 10,2007 TIME= 14:22:19 ****

	Telephone	Email
USA:	[redacted]	support@reiusa.com
CANADA		detech@odandetech.com
CANADA		staad@dowco.com
UK		support@reel.co.uk
FRANCE		support@reel.co.uk
GERMANY		info@reig.de
NORWAY		staad@edr.no
SINGAPORE		support@reiasia.net
INDIA		upport@calcutta.reiusa.com
JAPAN		eng-eye@crc.co.jp
CHINA		support@reiasia.net
THAILAND		support@thai.reiusa.com
North America		support@reiusa.com
Europe		support@reel.co.uk
Asia		support@reiasia.net

For questions on STAAD.Pro, please contact Research Engineers Offices at the following locations

Information about the key files in the current distribution

Modification Date	CRC	Size (Bytes)	File Name
7/18/2006	0x3881	13000704	SProStaad.exe
07/18/2006	0x100	05738496	SProStaadStl.exe
09/19/2003	0x2fc0	00081970	CMesh.dll
5/30/2006	0x3c0	02486272	dbSectionInterface.dll
1/23/2001	0x9b40	00073728	LoadGen.dll
09/25/2003	0x6340	00704512	MeshEngine.dll
09/22/2003	0xce00	00069632	QuadPlateEngine.dll
2/22/2005	0x4181	00094208	SurfMesh.dll
1/03/2006	0x81c1	00493568	aiscsections.mdb
06/13/2006	0xd4c1	01204224	AISCSectionsRCeco.mdb
01/05/2005	0x79c1	00319488	aiscsections_all_editions.mdb
1/05/2005	0x4b81	01810432	aiscsteeljoists.mdb
1/05/2005	0xcac1	03651584	aitctimbersections.mdb
01/27/2005	0xeb01	00552960	aluminumsections.mdb
01/05/2005	0xcd01	00163840	australiansections.mdb
1/05/2005	0x6a41	00229376	britishsections.mdb
7/08/2005	0x9d41	00434176	bscoldformedsections.mdb
06/28/2005	0x8201	00327680	butlercoldformedsections.mdb
01/05/2005	0xabc0	00262144	canadiansections.mdb
5/31/2005	0x9e81	00450560	canadiantimbersections.mdb
6/09/2006	0x1f81	00774144	ChineseSections.mdb
01/05/2005	0xd6c0	00600064	dutchsections.mdb
1/05/2005	0x1a00	00354304	europeansections.mdb
1/05/2005	0xd301	00202752	frenchsections.mdb
01/05/2005	0x11c1	00233472	germansections.mdb
01/05/2005	0x3c40	00264192	indiansections.mdb
1/05/2005	0xd540	00180224	iscoldformedsections.mdb
3/23/2006	0xa080	00200704	japanesesections.mdb
11/08/2005	0x9081	00376832	Kingspancoldformedsections.mdb
01/05/2005	0xb740	00174080	koreansections.mdb
2/03/2005	0xda00	00096256	lysaghtcoldformedsections.mdb
2/07/2005	0x9a00	00243712	mexicansteeltables.mdb
06/13/2006	0x3501	00421888	RCecoColdFormedSections.mdb
02/03/2005	0x9b40	00307200	russiansections.mdb
1/05/2005	0x9081	00206848	southafricansections.mdb
1/06/2005	0x9341	00194560	spanishsections.mdb
01/04/2006	0x8680	00223232	uscoldformedsections.mdb
01/05/2005	0xbac0	00149504	usersectionstemplate.mdb
1/19/2006	0x8e40	00159744	venezuelansections.mdb