```
**************************************************
*                                                *
*          STAAD.Pro                             *
*          Version  2006    Bld 1002.US          *
*          Proprietary Program of                *
*          Research Engineers,  Intl.            *
*          Date=    DEC 10, 2007                 *
*          Time=    14:22: 2                     *
*                                                *
*      USER ID: Cumae B.V.                       *
**************************************************
```

```
    1. STAAD SPACE STAALCONSTRUCTIE PROEFFABRIEK DEFINITIEF
INPUT FILE: Model 8.STD
    2. START JOB INFORMATION
    3. JOB NAME SHELL GLOBAL SOLUTIONS
    4. JOB CLIENT MOURIK
    5. JOB NO 20051248.B
    6. JOB PART STAALCONSTRUCTIE PROEFFABRIEK
    7. JOB REF 04B020
    8. ENGINEER NAME [redacted]
    9. ENGINEER DATE 07-JUN-07
   10. JOB COMMENT DEFINITIEVE EIND BEREKENING
   11. JOB COMMENT REACTIE NUMMERS AANGEPAST
   12. JOB COMMENT RAVEELBALKEN TOEGEVOEGD
   13. JOB COMMENT VERBANDEN VOOR DE RAMEN AANGEPAST
   14. CHECKER NAME [redacted]
   15. APPROVED NAME [redacted]
   16. CHECKER NAME [redacted]
   17. END JOB INFORMATION
   18. INPUT WIDTH 79
   19. UNIT METER KN
   20. JOINT COORDINATES
   21. 1 0 0.25 0; 2 0 0.25 5; 3 0 0.25 10; 4 0 0.25 15; 5 0 3.5 0; 6 0 3.5 5
   22. 7 0 3.5 10; 8 0 3.5 15; 9 0 7 0; 10 0 7 5; 11 0 7 10; 12 0 7 15; 13 0 8.235 0
   23. 14 0 8.235 5; 15 0 8.235 10; 16 0 8.235 15; 17 5 0 0; 18 5 0 5; 19 5 0 10
   24. 20 5 0 15; 21 5 3.5 0; 22 5 3.5 2.5; 23 5 3.5 5; 24 5 3.5 7; 25 5 3.5 9
   25. 26 5 3.5 10; 27 5 3.5 11.6; 28 5 3.5 15; 29 5 7 0; 30 5 7 5; 31 5 7 10
   26. 32 5 7 15; 33 5 8.235 0; 34 5 8.235 15; 35 5 10.5 0; 36 5 10.5 5; 37 5 10.5 10
   27. 38 5 14 0; 39 5 14 5; 40 5 14 10; 41 5 18.905 0; 42 5 18.905 3.35
   28. 43 5 18.905 5; 44 5 18.905 6.65; 45 5 18.905 10; 46 5 20.14 0; 47 5 20.14 5
   29. 48 5 20.14 10; 49 5.25 18.905 3.35; 50 5.25 18.905 6.65; 51 5.25 20.03 3.35
   30. 52 5.25 20.03 6.65; 53 5.26 0 14.82; 54 5.26 2.5 13.92; 55 5.26 2.5 14.82
   31. 56 5.26 3.5 11.6; 57 5.26 3.5 12.87; 58 6 3.5 0; 59 6.26 2.5 13.92
   32. 60 6.26 2.5 14.82; 61 6.26 3.5 11.6; 62 6.26 3.5 12.87; 63 6.675 18.905 3.35
   33. 64 6.675 18.905 6.65; 65 6.74 0 11.15; 66 6.74 2.5 13.92; 67 6.74 2.5 14.82
   34. 68 7.5 3.5 10; 69 7.94 0 11.15; 70 7.94 0 14.82; 71 7.94 2.5 13.92
   35. 72 7.94 2.5 14.82; 73 8.1 18.905 3.35; 74 8.1 18.905 6.65; 75 8.1 20.03 3.35
   36. 76 8.1 20.03 6.65; 77 10 0 0; 78 10 0 10; 79 10 0 15; 80 10 3.5 0
   37. 81 10 3.5 10; 82 10 3.5 11.6; 83 10 3.5 15; 84 10 7 0; 85 10 7 10; 86 10 7 15
   38. 87 10 8.235 15; 88 10 10.5 0; 89 10 10.5 10; 90 10 14 0; 91 10 14 10
   39. 92 10 18.905 0; 93 10 18.905 3.35; 94 10 18.905 5; 95 10 18.905 6.65
   40. 96 10 18.905 10; 97 10 20.14 0; 98 10 20.14 10; 99 10.545 0 9
```

[redacted]

N 0 [redacted] 2006

[redacted] CONSTRUCTIE AKKOORD

[redacted]

41. 100 10.545 0 9.9; 101 10.545 1.75 9; 102 10.545 1.75 9.9; 103 10.545 3.5 9
42. 104 10.545 3.5 9.9; 105 10.545 5.25 9; 106 10.545 5.25 9.9; 107 10.545 7 9
43. 108 10.545 7 9.9; 109 10.545 7 10; 110 11.425 7 9; 111 11.425 7 9.9
44. 112 12.5 18.905 5; 113 13.61 0 9; 114 13.61 0 9.9; 115 13.61 1.75 9
45. 116 13.61 1.75 9.9; 117 13.61 3.5 9; 118 13.61 3.5 9.9; 119 14.78 3.5 0
46. 120 14.78 7 0; 121 14.78 10.5 0; 122 14.78 14 0; 123 14.78 18.905 0
47. 124 15 0 -2.34; 125 15 0 -0.14; 126 15 0 0; 127 15 0 10; 128 15 0 15
48. 129 15 1.75 -2.34; 130 15 1.75 -1.34; 131 15 1.75 -1.14; 132 15 1.75 -0.14
49. 133 15 1.75 0; 134 15 3.5 -0.14; 135 15 3.5 0; 136 15 3.5 9; 137 15 3.5 9.9
50. 138 15 3.5 10; 139 15 3.5 15; 140 15 5.25 -2.34; 141 15 5.25 -1.34
51. 142 15 5.25 -1.14; 143 15 5.25 -0.14; 144 15 5.25 0; 145 15 7 -0.14
52. 146 15 7 0; 147 15 7 10; 148 15 7 15; 149 15 8.235 15; 150 15 8.75 -2.34
53. 151 15 8.75 -1.34; 152 15 8.75 -1.14; 153 15 8.75 -0.14; 154 15 8.75 0
54. 155 15 10 -0.14; 156 15 10.5 0; 157 15 10.5 10; 158 15 12.25 -2.34
55. 159 15 12.25 -1.34; 160 15 12.25 -1.14; 161 15 12.25 -0.14; 162 15 12.25 0
56. 163 15 14 -0.14; 164 15 14 0; 165 15 14 10; 166 15 15.75 -2.34
57. 167 15 15.75 -1.34; 168 15 15.75 -1.14; 169 15 15.75 -0.14; 170 15 15.75 0
58. 171 15 18 -0.14; 172 15 18.905 -2.34; 173 15 18.905 -1.34; 174 15 18.905 -1.14
59. 175 15 18.905 -0.14; 176 15 18.905 0; 177 15 18.905 5; 178 15 18.905 6.88
60. 179 15 18.905 9.73; 180 15 18.905 10; 181 15 20.14 0; 182 15 20.14 10
61. 183 15.5 18.905 6.88; 184 15.5 18.905 8.305; 185 15.5 18.905 9.73
62. 186 15.5 20.03 6.88; 187 15.5 20.03 9.73; 188 16.17 15.75 -1.14
63. 189 16.17 15.75 -0.14; 190 16.17 18.905 -1.14; 191 16.17 18.905 -0.14
64. 192 16.1702 15.75 -2.34; 193 16.1702 15.75 -1.34; 194 16.1702 18.905 -2.34
65. 195 16.1702 18.905 -1.34; 196 16.2049 1.75 -2.34; 197 16.2049 1.75 -1.34
66. 198 16.2049 1.75 -1.14; 199 16.2049 1.75 -0.14; 200 16.2049 5.25 -2.34
67. 201 16.2049 5.25 -1.34; 202 16.2049 5.25 -1.14; 203 16.2049 5.25 -0.14
68. 204 16.2049 8.75 -2.34; 205 16.2049 8.75 -1.34; 206 16.2049 12.25 -2.34
69. 207 16.2049 12.25 -1.34; 208 16.205 8.75 -1.14; 209 16.205 8.75 -0.14
70. 210 16.205 12.25 -1.14; 211 16.205 12.25 -0.14; 212 16.317 8.75 -1.14
71. 213 16.317 8.75 -0.14; 214 16.3172 1.75 -1.14; 215 16.3172 1.75 -0.14
72. 216 16.3172 5.25 -1.14; 217 16.3172 5.25 -0.14; 218 16.3172 12.25 -1.14
73. 219 16.3172 12.25 -0.14; 220 16.3172 15.75 -1.14; 221 16.3172 15.75 -0.14
74. 222 16.3172 18.905 -1.14; 223 16.3172 18.905 -0.14; 224 16.4 0 9
75. 225 16.4 0 9.9; 226 16.4 1.75 9; 227 16.4 1.75 9.9; 228 16.4 3.5 9
76. 229 16.4 3.5 9.9; 230 16.4 3.5 10; 231 17.15 18.905 5; 232 17.15 18.905 6.88
77. 233 17.15 18.905 9.73; 234 17.5 2.4 0; 235 17.5 5.7 0; 236 17.5 9.3 0
78. 237 17.5 12.3 0; 238 17.5 16.3 0; 239 17.9823 17.5 -2.34
79. 240 17.9823 17.5 -1.34; 241 17.993 14 -2.34; 242 17.993 14 -1.34
80. 243 17.9931 3.5 -2.34; 244 17.9931 3.5 -1.34; 245 17.9931 7 -2.34
81. 246 17.9931 7 -1.34; 247 17.9931 10.5 -2.34; 248 17.9931 10.5 -1.34
82. 249 18.081 3.5 -2.34; 250 18.081 3.5 -1.34; 251 18.081 3.5 -1.14
83. 252 18.081 3.5 -0.14; 253 18.081 7 -2.34; 254 18.081 7 -1.34
84. 255 18.081 7 -1.14; 256 18.081 7 -0.14; 257 18.081 10.5 -2.34
85. 258 18.081 10.5 -1.34; 259 18.081 10.5 -1.14; 260 18.081 10.5 -0.14
86. 261 18.081 14 -2.34; 262 18.081 14 -1.34; 263 18.081 14 -1.14
87. 264 18.081 14 -0.14; 265 18.0931 0 -1.14; 266 18.0931 0 -0.14
88. 267 18.099 3.5 -1.34; 268 18.099 7 -1.34; 269 18.099 10.5 -1.34
89. 270 18.099 14 -1.34; 271 18.099 17.5 -2.34; 272 18.099 17.5 -1.34
90. 273 18.0992 3.5 -1.14; 274 18.0992 7 -1.14; 275 18.0992 10.5 -1.14
91. 276 18.0992 14 -1.14; 277 18.0992 17.5 -1.14; 278 18.0992 17.5 -0.14
92. 279 18.325 3.5 -0.14; 280 18.325 3.5 0; 281 18.325 7 -0.14; 282 18.325 7 0
93. 283 18.325 10.5 -0.14; 284 18.325 10.5 0; 285 18.325 14 -0.14; 286 18.325 14 0
94. 287 18.8 18.905 6.88; 288 18.8 18.905 8.305; 289 18.8 18.905 9.73
95. 290 18.8 20.03 6.88; 291 18.8 20.03 9.73; 292 19.05 3.5 -0.14; 293 19.05 3.5 0
96. 294 19.05 7 -0.14; 295 19.05 7 0; 296 19.05 10.5 -0.14; 297 19.05 10.5 0



97. 298 19.05 14 -0.14; 299 19.05 14 0; 300 19.269 0 -2.34; 301 19.269 0 -0.14
98. 302 19.269 3.5 -2.34; 303 19.269 3.5 -1.34; 304 19.269 3.5 -1.14
99. 305 19.269 3.5 -0.14; 306 19.269 7 -2.34; 307 19.269 7 -1.34
100. 308 19.269 7 -1.14; 309 19.269 7 -0.14; 310 19.269 10.5 -2.34
101. 311 19.269 10.5 -1.34; 312 19.269 10.5 -1.14; 313 19.269 10.5 -0.14
102. 314 19.269 14 -2.34; 315 19.269 14 -1.34; 316 19.269 14 -1.14
103. 317 19.269 14 -0.14; 318 19.269 17.5 -2.34; 319 19.269 17.5 -1.34
104. 320 19.269 17.5 -1.14; 321 19.269 17.5 -0.14; 322 19.269 18.905 -0.14
105. 323 19.269 18.905 0; 324 20 0.25 0; 325 20 0.25 5; 326 20 0.25 10
106. 327 20 0.25 15; 328 20 3.5 0; 329 20 3.5 5; 330 20 3.5 10; 331 20 3.5 15
107. 332 20 7 0; 333 20 7 5; 334 20 7 10; 335 20 7 15; 336 20 8.235 10
108. 337 20 8.235 15; 338 20 10.5 0; 339 20 10.5 5; 340 20 10.5 10; 341 20 14 0
109. 342 20 14 5; 343 20 14 10; 344 20 18.905 0; 345 20 18.905 5
110. 346 20 18.905 6.88; 347 20 18.905 9.73; 348 20 18.905 10; 349 20 20.14 0
111. 350 20 20.14 5; 351 20 20.14 10; 352 8.24 3.5 11.6; 353 8.24 3.5 15
112. 354 20 5.97 0; 355 20 4.294 0; 356 20 2.47 0; 357 20 0.79 0; 358 20 5.97 5
113. 359 20 4.294 5; 360 20 2.47 5; 361 20 0.79 5; 362 20 5.97 10; 363 20 4.29 10
114. 364 20 5.975 15; 365 20 4.29 15; 366 20 2.47 10; 367 20 0.79 10
115. 368 20 2.47 15; 369 20 0.791 15; 370 20 5.97 1.66667; 371 20 5.97 3.33333
116. 372 20 7 2.5; 373 20 4.294 1.66667; 374 20 4.294 3.33333; 375 20 3.5 2.5
117. 376 20 2.47 1.66667; 377 20 2.47 3.33333; 378 20 5.97167 11.6667
118. 379 20 5.97333 13.3333; 380 20 7 12.5; 381 20 4.29 11.6667
119. 382 20 4.29 13.3333; 383 20 3.5 12.5; 384 20 2.47 11.6667; 385 20 2.47 13.3333
120. 386 0 5.965 0; 387 0 4.295 0; 388 0 5.9655 5; 389 0 4.295 5; 390 0 5.965 10
121. 391 0 4.295 10; 392 0 5.965 15; 393 0 4.295 15; 394 0 2.465 0; 396 0 2.465 5
122. 397 0 0.795 5; 398 0 2.465 10; 399 0 0.795 10; 400 0 2.465 15; 401 0 0.795 15
123. 402 0 7 7.975; 403 0 5.96533 7.975; 404 0 5.96517 9.525; 405 0 4.295 7.975
124. 406 0 4.295 9.525; 407 0 3.5 7.975; 408 0 3.5 9.525; 409 7.15 7 10
125. 410 7.15 3.5 10; 411 5 5.83333 10; 412 5 4.66667 10; 413 7.15 5.83333 10
126. 414 7.15 4.66667 10
127. MEMBER INCIDENCES
128. 1 5 394; 2 6 396; 3 2 7; 4 7 398; 5 8 400; 6 5 6; 7 6 407; 8 7 8; 9 9 386
129. 10 10 388; 12 11 390; 13 12 392; 14 9 10; 15 10 402; 16 11 12; 17 13 9
130. 18 10 14; 19 11 15; 20 12 16; 21 13 14; 22 14 15; 23 15 16; 24 21 5; 25 6 23
131. 26 26 7; 27 28 8; 28 29 9; 29 10 29; 30 10 30; 31 11 30; 32 31 11; 33 12 31
132. 34 32 12; 35 13 33; 36 16 34; 37 21 17; 38 23 18; 39 26 19; 40 28 20; 41 21 22
133. 42 22 23; 43 23 24; 44 24 25; 45 25 26; 46 26 27; 47 27 28; 48 29 21; 49 30 23
134. 50 31 411; 51 32 28; 52 29 30; 53 30 31; 54 31 32; 55 33 29; 56 32 34
135. 57 29 36; 58 36 30; 59 31 37; 60 35 33; 61 35 36; 62 36 37; 63 38 35; 64 35 39
136. 65 39 36; 66 40 37; 67 38 39; 68 39 40; 69 41 38; 70 38 43; 71 43 39; 72 45 40
137. 73 41 42; 74 42 43; 75 43 44; 76 44 45; 77 41 46; 78 43 47; 79 45 48; 80 46 47
138. 81 47 48; 82 42 49; 83 44 50; 84 27 56; 85 49 51; 86 50 52; 87 51 52; 88 53 55
139. 89 54 55; 90 57 54; 91 56 57; 92 58 21; 93 54 59; 94 55 60; 95 56 61; 96 57 62
140. 97 49 63; 98 50 64; 99 68 410; 100 59 60; 101 62 59; 102 61 62; 103 59 66
141. 104 60 67; 105 41 73; 106 45 74; 107 51 75; 108 52 76; 109 65 66; 110 66 67
142. 111 66 71; 112 67 72; 113 63 73; 114 64 74; 115 83 353; 116 81 409; 117 84 29
143. 118 85 409; 119 32 85; 120 86 32; 121 34 87; 122 29 88; 123 31 89; 124 88 35
144. 125 89 37; 126 35 90; 127 37 91; 128 90 38; 129 91 40; 130 40 96; 131 92 41
145. 132 43 94; 133 96 45; 134 97 46; 135 98 48; 136 69 71; 137 70 72; 138 71 72
146. 139 80 58; 140 73 74; 141 73 75; 142 74 76; 143 75 76; 144 61 352; 145 81 68
147. 146 73 92; 147 73 93; 148 93 74; 149 73 95; 150 74 95; 151 74 96; 152 80 77
148. 153 81 78; 154 83 79; 155 81 82; 156 82 83; 157 84 80; 158 85 81; 159 86 83
149. 160 85 86; 161 86 87; 162 88 84; 163 85 89; 164 90 88; 165 91 89; 166 92 90
150. 167 96 91; 168 92 93; 169 93 94; 170 94 95; 171 95 96; 172 92 97; 173 96 98
151. 174 109 85; 175 99 101; 176 100 102; 177 101 102; 178 101 103; 179 102 104
152. 180 103 104; 181 103 105; 182 104 106; 183 105 106; 184 105 107; 185 106 108



153. 186 107 108; 187 108 109; 188 107 110; 189 108 111; 190 94 112; 191 110 111
154. 192 117 103; 193 118 104; 194 119 80; 195 120 84; 196 121 88; 197 122 90
155. 198 123 92; 199 127 81; 200 138 81; 201 139 83; 202 86 147; 203 148 86
156. 204 87 149; 205 157 89; 206 165 91; 207 176 94; 208 92 177; 209 96 177
157. 210 94 180; 211 180 96; 212 181 97; 213 182 98; 214 110 117; 215 111 118
158. 216 147 109; 217 113 115; 218 114 116; 219 115 116; 220 115 117; 221 116 118
159. 222 117 118; 223 112 177; 224 136 117; 225 137 118; 226 135 119; 227 146 120
160. 228 156 121; 229 164 122; 230 176 123; 231 129 124; 232 132 124; 233 132 125
161. 234 133 126; 235 129 130; 236 130 131; 237 131 132; 238 132 133; 239 138 127
162. 240 139 128; 241 134 132; 242 135 133; 243 140 129; 244 129 143; 245 136 137
163. 246 138 137; 247 138 139; 248 143 134; 249 144 135; 250 140 141; 251 142 141
164. 252 142 143; 253 143 144; 254 147 138; 255 148 139; 256 145 143; 257 146 144
165. 258 150 140; 259 140 153; 260 147 148; 261 148 149; 262 153 145; 263 154 146
166. 264 151 150; 265 152 151; 266 153 152; 267 153 154; 268 147 157; 269 155 153
167. 270 156 154; 271 158 150; 272 150 161; 273 161 155; 274 162 156; 275 158 159
168. 276 159 160; 277 160 161; 278 161 162; 279 165 157; 280 163 161; 281 164 162
169. 282 166 158; 283 158 169; 284 169 163; 285 170 164; 286 166 167; 287 167 168
170. 288 168 169; 289 169 170; 290 180 165; 291 171 169; 292 172 166; 293 166 175
171. 294 176 170; 295 175 171; 296 172 173; 297 173 174; 298 174 175; 299 176 175
172. 300 176 177; 301 177 178; 302 178 179; 303 179 180; 304 176 181; 305 180 182
173. 306 178 183; 307 178 184; 308 184 180; 309 179 185; 310 183 184; 311 184 185
174. 312 183 186; 313 185 187; 314 186 187; 315 188 168; 316 189 169; 317 190 174
175. 318 191 175; 319 192 166; 320 193 167; 321 194 172; 322 195 173; 323 129 196
176. 324 129 197; 325 130 197; 326 131 198; 327 198 132; 328 132 199; 329 200 140
177. 330 201 141; 331 202 142; 332 203 143; 333 204 150; 334 205 151; 335 206 158
178. 336 207 159; 337 208 152; 338 209 153; 339 210 160; 340 211 161; 341 136 228
179. 342 137 229; 343 230 138; 344 177 231; 345 188 189; 346 190 191; 347 193 188
180. 348 195 190; 349 192 193; 350 194 195; 351 196 197; 352 197 198; 353 198 199
181. 354 200 201; 355 201 202; 356 202 203; 357 205 204; 358 206 207; 359 205 208
182. 360 207 210; 361 208 209; 362 210 211; 363 220 188; 364 221 189; 365 222 190
183. 366 223 191; 367 126 234; 368 234 135; 369 135 235; 370 235 146; 371 146 236
184. 372 236 156; 373 156 237; 374 237 164; 375 164 238; 376 238 176; 377 212 208
185. 378 213 209; 379 198 214; 380 199 215; 381 216 202; 382 217 203; 383 218 210
186. 384 219 211; 385 183 232; 386 185 233; 387 224 226; 388 225 227; 389 226 227
187. 390 226 228; 391 227 229; 392 228 229; 393 280 135; 394 282 146; 395 284 156
188. 396 286 164; 397 239 192; 398 240 193; 399 206 241; 400 207 242; 401 196 243
189. 402 197 244; 403 200 245; 404 201 246; 405 204 247; 406 205 248; 407 323 176
190. 408 184 288; 409 186 290; 410 187 291; 411 255 212; 412 256 213; 413 251 216
191. 414 252 217; 415 259 218; 416 260 219; 417 263 220; 418 264 221; 419 265 214
192. 420 266 215; 421 277 222; 422 278 223; 423 331 139; 424 334 147; 425 148 334
193. 426 335 148; 427 149 337; 428 147 340; 429 340 157; 430 157 343; 431 343 165
194. 432 165 348; 433 344 177; 434 176 345; 435 345 178; 436 177 346; 437 348 180
195. 438 349 181; 439 351 182; 440 232 287; 441 233 289; 442 261 241; 443 262 242
196. 444 249 243; 445 250 244; 446 245 253; 447 246 254; 448 247 257; 449 248 258
197. 450 271 239; 451 272 240; 452 249 250; 453 250 251; 454 251 252; 455 253 254
198. 456 254 255; 457 255 256; 458 257 258; 459 258 259; 460 259 260; 461 261 262
199. 462 262 263; 463 263 264; 464 267 250; 465 254 268; 466 258 269; 467 270 262
200. 468 273 251; 469 255 274; 470 259 275; 471 276 263; 472 271 272; 473 272 277
201. 474 277 278; 475 330 230; 476 279 252; 477 256 281; 478 260 283; 479 285 264
202. 480 280 279; 481 281 282; 482 283 284; 483 285 286; 484 231 345; 485 302 249
203. 486 253 306; 487 257 310; 488 314 261; 489 267 302; 490 303 267; 491 268 306
204. 492 268 307; 493 269 310; 494 269 311; 495 270 314; 496 315 270; 497 318 271
205. 498 272 318; 499 319 272; 500 304 273; 501 305 273; 502 274 308; 503 309 274
206. 504 275 312; 505 313 275; 506 316 276; 507 317 276; 508 320 277; 509 321 277
207. 510 321 278; 511 292 279; 512 293 280; 513 281 294; 514 295 282; 515 283 296
208. 516 297 284; 517 298 285; 518 299 286; 519 234 328; 520 235 332; 521 236 338



```
209. 522 237 341; 523 238 344; 524 287 288; 525 288 289; 526 287 290; 527 289 291
210. 528 290 291; 529 293 292; 530 294 295; 531 296 297; 532 298 299; 533 305 292
211. 534 294 309; 535 296 313; 536 317 298; 537 302 300; 538 305 300; 539 305 301
212. 540 302 303; 541 303 304; 542 304 305; 543 306 302; 544 309 305; 545 306 307
213. 546 307 308; 547 308 309; 548 310 306; 549 313 309; 550 310 311; 551 311 312
214. 552 312 313; 553 314 310; 554 317 313; 555 314 315; 556 315 316; 557 316 317
215. 558 318 314; 559 321 317; 560 318 319; 561 319 320; 562 320 321; 563 322 321
216. 564 322 323; 565 287 346; 566 346 288; 567 288 348; 568 289 347; 569 328 293
217. 570 332 295; 571 338 297; 572 341 299; 573 344 323; 574 328 356; 576 329 360
218. 577 330 366; 579 331 368; 580 328 375; 582 330 383; 583 332 354; 585 333 358
219. 586 334 362; 588 335 364; 589 332 372; 590 333 334; 591 334 380; 592 336 334
220. 593 335 337; 594 336 337; 595 338 332; 596 332 339; 597 339 333; 598 340 336
221. 599 338 339; 600 339 340; 601 341 338; 602 338 342; 603 342 339; 604 343 340
222. 605 341 342; 606 342 343; 607 344 341; 608 341 345; 609 345 342; 610 348 343
223. 611 344 345; 612 345 346; 613 346 347; 614 347 348; 615 344 349; 616 345 350
224. 617 348 351; 618 349 350; 619 350 351; 620 352 82; 621 353 28; 622 352 353
225. 623 354 355; 624 355 328; 625 356 357; 626 357 324; 627 358 359; 628 359 329
226. 629 360 361; 630 361 325; 631 362 363; 632 363 330; 633 364 365; 634 365 331
227. 635 366 367; 636 367 326; 637 368 369; 638 369 327; 639 354 370; 640 358 362
228. 641 362 378; 642 355 373; 643 363 381; 644 356 376; 645 357 361; 646 366 384
229. 647 367 369; 648 370 371; 649 371 358; 650 332 370; 651 372 333; 652 370 372
230. 653 372 371; 654 371 333; 655 373 374; 656 374 359; 657 328 373; 658 375 329
231. 659 373 375; 660 375 374; 661 374 329; 662 376 377; 663 377 360; 664 328 376
232. 665 376 375; 666 375 377; 667 377 329; 668 378 379; 669 379 364; 670 334 378
233. 671 380 335; 672 378 380; 673 380 379; 674 379 335; 675 381 382; 676 382 365
234. 677 330 381; 678 383 331; 679 381 383; 680 383 382; 681 382 331; 682 384 385
235. 683 385 368; 684 330 384; 685 384 383; 686 383 385; 687 385 331; 688 386 387
236. 689 387 5; 690 388 389; 691 389 6; 692 390 391; 693 391 7; 694 392 393
237. 695 393 8; 697 394 1; 698 396 397; 699 397 2; 700 398 399; 701 399 3
238. 702 400 401; 703 401 4; 704 386 388; 705 388 403; 706 390 392; 707 387 389
239. 708 389 405; 709 391 393; 710 394 396; 711 396 398; 712 398 400; 713 397 399
240. 714 399 401; 715 402 11; 716 403 404; 717 404 390; 718 405 406; 719 406 391
241. 720 407 408; 721 408 7; 722 407 405; 723 405 403; 724 403 402; 725 408 406
242. 726 406 404; 727 6 402; 728 407 391; 729 403 11; 730 409 31; 731 410 26
243. 732 409 413; 733 411 412; 734 412 26; 735 413 414; 736 414 410; 737 411 413
244. 738 412 414; 739 31 413; 740 412 410
245. START GROUP DEFINITION
246. MEMBER
247. _KOLOMMEN 1 2 4 5 9 10 12 13 37 TO 40 48 TO 51 55 58 TO 60 63 65 66 69 152 -
248. 153 TO 154 157 TO 159 162 TO 166 234 239 240 242 249 254 255 257 263 268 270 -
249. 274 279 281 285 294 564 574 576 577 579 583 585 586 588 592 595 597 598 601 -
250. 603 604 607 623 TO 638 688 TO 695 697 TO 703 733 734
251. MEMBER
252. _DIAGONALEN 33 57 64 106 116 146 151 195 196 202 207 209 223 231 233 243 248 -
253. 258 262 273 280 367 430 433 434 519 537 539 543 544 548 553 554 596
254. _STEUNPUNTEN 198 396 480 481 483 529 TO 531
255. END GROUP DEFINITION
256. DEFINE MATERIAL START
257. ISOTROPIC STEEL
258. E 2.05E+008
259. POISSON 0.3
260. DENSITY 76.8195
261. ALPHA 1.2E-005
262. DAMP 0.03
263. END DEFINE MATERIAL
264. MEMBER PROPERTY DUTCH
```




```
265. 85 TO 88 93 103 107 108 111 137 141 TO 143 175 176 178 179 181 182 184 185 -
266. 217 218 220 221 312 TO 314 345 TO 362 387 388 390 391 409 410 452 TO 463 -
267. 472 TO 474 526 TO 528 TABLE ST HE120A
268. 704 TO 714 716 TO 719 722 TO 726 TABLE ST UPN140
269. 17 TO 23 35 36 56 80 81 121 134 135 161 204 212 213 261 427 438 439 593 594 -
270. 618 619 TABLE ST HE140A
271. 1 2 5 9 10 13 40 51 154 159 240 255 579 588 633 634 637 638 688 TO 691 694 -
272. 695 697 TO 699 702 703 TABLE ST HE140B
273. 231 233 241 243 248 256 258 262 269 271 273 280 282 284 291 292 295 537 539 -
274. 543 544 548 549 553 554 558 559 563 TABLE ST HE160A
275. 187 191 246 639 641 TO 649 655 656 662 663 668 669 675 676 682 683 732 735 -
276. 736 TO 738 TABLE ST UPN160
277. 61 62 67 68 92 117 124 125 128 129 139 194 TO 197 205 206 226 TO 228 238 253 -
278. 267 278 289 299 393 395 396 429 431 480 TO 483 512 516 518 529 TO 532 564 -
279. 569 571 572 580 589 590 599 600 605 606 651 658 TABLE ST HE180A
280. 4 12 692 693 700 701 TABLE ST HE180B
281. 82 83 89 TO 91 96 TO 98 100 TO 102 109 110 113 114 136 138 147 150 177 180 -
282. 183 186 188 189 192 193 214 215 219 222 224 225 245 306 309 315 TO 323 325 -
283. 326 328 TO 342 363 TO 366 377 TO 386 389 392 397 TO 406 411 TO 422 -
284. 440 TO 451 464 TO 471 476 TO 479 485 TO 488 492 494 496 497 499 500 502 504 -
285. 506 508 510 511 513 515 517 533 TO 536 565 568 TABLE ST UPN200
286. 6 7 27 41 TO 45 84 95 99 115 144 145 200 201 343 394 423 475 514 570 -
287. 620 TO 622 720 721 731 TABLE ST HE200A
288. 94 104 112 235 TO 237 250 TO 252 264 TO 266 275 TO 277 286 TO 288 296 TO 298 -
289. 490 540 TO 542 545 TO 547 550 TO 552 555 TO 557 560 TO 562 -
290. 640 TABLE ST UPN240
291. 14 TO 16 28 30 32 54 160 260 591 671 715 TABLE ST IPE300
292. 34 52 53 73 TO 76 118 120 131 TO 133 174 190 198 203 211 216 223 229 230 344 -
293. 407 424 426 437 484 573 611 TO 614 730 TABLE ST IPE400
294. 168 TO 171 300 TO 303 TABLE ST IPE500
295. 37 TO 39 48 TO 50 55 58 TO 60 63 65 66 69 71 72 77 TO 79 152 153 157 158 162 -
296. 163 TO 167 172 173 234 239 242 249 254 257 263 268 270 274 279 281 285 290 -
297. 294 304 305 574 576 577 583 585 586 592 595 597 598 601 603 604 607 609 610 -
298. 615 TO 617 623 TO 632 635 636 733 734 TABLE ST HE500B
299. 259 272 283 293 307 308 324 327 566 567 TABLE ST L50X5
300. 232 244 489 491 493 495 498 501 503 505 507 509 538 TABLE ST L60X6
301. 29 31 33 105 106 119 146 148 149 151 202 425 435 436 TABLE ST L90X9
302. 3 57 64 70 122 123 126 127 130 207 TO 210 428 430 432 TO 434 596 602 608 650 -
303. 652 TO 654 657 659 TO 661 664 TO 667 670 672 TO 674 677 679 TO 681 -
304. 684 TO 687 727 TO 729 739 740 TABLE ST L110X10
305. 8 24 TO 26 46 47 155 156 247 582 -
306. 678 PRIS AX 0.0106 AY 0.00212 AZ 0.0088 IX 5.685E-011 IY 8.893E-005 -
307. IZ 9.4448E-005 YD 0.212 ZD 0.4 YB 0.116 ZB 0.2
308. 140 310 311 370 372 374 376 408 524 525 TABLE ST KK80X4
309. 116 199 368 TABLE ST KK100X4
310. 367 369 371 373 375 519 TO 523 TABLE ST KK180X8
311. CONSTANTS
312. BETA 90 MEMB 6 7 27 37 39 40 48 51 56 59 61 TO 63 66 67 69 72 77 79 TO 81 -
313. 117 124 125 128 129 134 135 139 152 153 157 TO 159 161 TO 167 172 173 194 -
314. 195 TO 197 201 205 206 212 213 226 TO 228 239 240 254 255 261 268 279 290 -
315. 304 305 393 394 396 423 429 431 438 439 518 569 571 572 590 593 595 -
316. 599 TO 601 604 TO 607 610 615 617 TO 619 639 641 TO 649 655 656 662 663 668 -
317. 669 675 676 682 683 704 TO 714 716 TO 721 737 738
318. MATERIAL STEEL ALL
319. SUPPORTS
320. 1 TO 4 17 TO 20 53 65 69 70 77 TO 79 99 100 113 114 126 TO 128 224 225 324 -
```

```
321. 325 TO 327 PINNED
322. 124 125 265 266 300 301 FIXED BUT MY MZ
323. MEMBER RELEASE
324. 6 7 14 TO 16 27 30 32 34 41 43 52 TO 54 61 62 67 68 80 81 91 102 115 118 120 -
325. 125 129 132 133 135 139 145 160 168 188 TO 190 200 201 203 205 206 211 213 -
326. 216 226 238 253 260 266 267 275 278 286 289 296 300 423 424 426 429 431 437 -
327. 439 475 480 TO 483 529 TO 532 545 550 555 560 564 569 580 582 589 TO 591 -
328. 599 600 605 606 611 612 618 619 639 TO 647 704 TO 714 START MZ
329. 6 14 16 27 30 32 34 42 45 52 TO 54 61 62 67 68 80 81 89 111 112 120 125 129 -
330. 132 133 135 138 160 174 192 TO 194 201 203 205 206 211 213 TO 215 223 238 -
331. 253 260 264 267 277 278 288 289 298 299 303 341 TO 343 393 423 424 426 429 -
332. 431 437 439 480 TO 483 519 TO 523 529 531 532 547 552 557 562 564 590 599 -
333. 600 605 606 611 614 618 619 621 640 645 647 649 651 656 658 663 669 671 676 -
334. 678 683 704 706 707 709 TO 715 717 719 721 730 731 END MZ
335. 93 111 235 250 367 369 371 373 375 540 START MZ
336. 93 237 252 542 END MZ
337. 8 24 TO 26 28 46 84 94 103 117 124 128 131 134 155 212 227 TO 230 247 299 -
338. 323 328 347 348 352 355 359 360 438 453 456 459 462 473 485 488 496 497 506 -
339. 510 533 536 570 TO 573 722 TO 726 732 737 738 START MY MZ
340. 8 24 TO 26 28 47 92 103 117 124 128 131 134 156 195 TO 198 212 220 221 247 -
341. 316 318 319 321 329 332 333 335 338 340 347 348 352 355 359 360 368 370 372 -
342. 374 376 394 TO 396 407 438 453 456 459 462 473 486 487 494 504 530 534 535 -
343. 620 722 TO 726 736 TO 738 END MY MZ
344. 309 START MZ
345. 568 END MZ
346. 82 START MZ
347. 147 END MZ
348. 83 START MZ
349. 150 END MZ
350. 76 END MZ
351. 75 START MZ
352. 73 START MZ
353. 74 END MZ
354. 171 END MZ
355. 344 START MZ
356. 484 END MZ
357. 306 START MZ
358. 565 END MZ
359. MEMBER TRUSS
360. 3 29 31 33 57 64 70 105 106 116 119 122 123 126 127 130 146 148 149 151 199 -
361. 202 207 TO 210 232 244 259 272 283 293 324 327 425 428 430 432 TO 434 489 -
362. 491 493 495 498 503 505 507 509 538 596 602 608 650 652 TO 654 657 -
363. 659 TO 661 664 TO 667 670 672 TO 674 677 679 TO 681 684 TO 687 727 TO 729
364. LOAD 1 EIGEN GEWICHT
365. SELFWEIGHT Y -1
366. MEMBER LOAD
367. 8 24 26 47 582 678 UNI GY -12.5
368. 25 46 155 247 UNI GY -25
369. 188 189 192 193 214 215 224 225 341 342 UNI GY -0.6
370. JOINT LOAD
371. 230 FY -1.5
372. MEMBER LOAD
373. 14 15 32 34 52 53 73 76 118 120 174 203 216 424 426 611 TO 614 715 -
374. 730 UNI GY -1.25
375. 168 169 171 300 TO 303 UNI GY -2.5
376. 6 TO 8 14 TO 16 24 27 28 34 61 62 92 115 117 120 124 125 139 194 TO 196 201 -
```

```
377. 203 205 226 TO 228 393 TO 395 423 426 429 512 514 516 569 TO 571 580 582 -
378. 589 TO 591 599 600 621 651 658 671 678 715 720 721 UNI GY -1.05
379. 80 81 134 135 212 213 438 439 618 619 UNI GY -0.3
380. 315 TO 323 325 326 328 TO 340 363 TO 366 377 TO 384 397 TO 406 411 TO 422 -
381. 442 TO 451 464 TO 471 476 TO 479 485 TO 488 490 492 494 496 497 499 500 502 -
382. 504 506 508 510 511 513 515 517 533 TO 536 563 UNI GY -0.55
383. 235 TO 237 250 TO 252 264 TO 266 275 TO 277 286 TO 288 296 TO 298 540 TO 542 -
384. 545 TO 547 550 TO 552 555 TO 557 560 TO 562 UNI GY -0.35
385. 73 76 131 133 198 211 407 437 573 611 TO 614 UNI GY -0.75
386. 67 68 128 129 197 206 229 396 431 518 572 605 606 UNI GY -1.2
387. 21 TO 23 UNI GY -0.3
388. JOINT LOAD
389. 49 50 63 64 73 74 183 185 232 233 287 289 FY -5.333
390. MEMBER LOAD
391. 40 90 91 93 94 101 TO 104 109 111 112 136 UNI GY -0.6
392. 156 UNI GY -16.9
393. 622 UNI GY -4.4
394. LOAD 2 VERANDERLIJKE BELASTINGEN
395. MEMBER LOAD
396. 8 24 26 47 582 678 UNI GY -12.5
397. 25 46 155 247 UNI GY -25
398. 14 15 32 34 52 53 73 76 118 120 174 203 216 424 426 611 TO 614 715 -
399. 730 UNI GY -2.5
400. 168 169 171 300 TO 303 UNI GY -5
401. 188 189 214 215 224 225 315 TO 323 325 326 328 TO 342 363 TO 366 377 TO 384 -
402. 397 TO 406 411 TO 422 442 TO 451 464 TO 471 476 TO 479 485 TO 488 490 492 -
403. 494 496 497 499 500 502 504 506 508 510 511 513 515 517 533 TO 536 -
404. 563 UNI GY -1.25
405. 90 91 101 102 109 136 UNI GY -1.6
406. 93 94 103 104 111 112 UNI GY -1.35
407. 156 UNI GY -16.9
408. 622 UNI GY -4.4
409. LOAD 3 SNEEUWBELASTING
410. MEMBER LOAD
411. 73 TO 76 611 TO 614 UNI GY -1.4
412. 611 TRAP GY -3.5 -1.4 0 2
413. 300 TRAP GY -7 -2.8 0 2
414. 16 28 32 591 671 UNI GY -1.45
415. 30 54 160 260 UNI GY -2.9
416. 16 28 32 LIN Y -2.8 0
417. 671 TRAP Y -1.4 0 0 2.5
418. 591 TRAP Y -2.8 -1.4 0 2.5
419. 30 LIN Y 0 -5.6
420. 16 28 32 LIN Y 0 -6.13
421. 671 TRAP Y -3.065 -6.13 0 2.5
422. 591 TRAP Y 0 -3.065 0 2.5
423. 30 LIN Y -12.25 0
424. 54 160 260 LIN Y -5.6 0
425. 54 160 260 LIN Y 0 -12.25
426. 300 UNI GY -2.8 2 5
427. 168 TO 171 301 TO 303 UNI GY -2.8
428. 73 TRAP GY 0 -2.1 0 3.35
429. 74 75 UNI GY -2.1
430. 76 TRAP GY -2.1 0 0 3.35
431. 168 TRAP GY 0 -4.2 0 3.35
432. 171 TRAP GY -4.2 0 0 3.35
```




```
433. 169 170 UNI GY -4.2
434. 300 TRAP GY 0 -4.2 2 5
435. 301 TO 303 UNI GY -4.2
436. 611 UNI GY -2.1 2 5
437. 612 TO 614 UNI GY -2.1
438. LOAD 4 WINDBELASTING +X
439. MEMBER LOAD
440. 611 TO 614 UNI GY 2.02
441. 169 300 TO 303 UNI GY 4.03
442. 168 171 UNI GY 2.3
443. 73 76 UNI GY 1.15
444. 231 233 235 TO 237 241 243 248 250 TO 252 256 258 262 264 TO 266 269 271 273 -
445. 275 TO 277 280 282 284 286 TO 288 291 292 295 TO 298 315 TO 323 325 326 328 -
446. 329 TO 340 345 TO 366 377 TO 384 397 TO 406 411 TO 422 442 TO 474 476 TO 479 -
447. 485 TO 488 490 492 494 496 497 499 500 502 504 506 508 510 511 513 515 517 -
448. 533 TO 537 539 TO 563 UNI PX 0.28
449. 80 81 UNI GX 0.55
450. 618 619 UNI GX 0.27
451. 135 213 UNI GZ 0.55
452. 134 212 UNI GZ -0.27
453. 438 UNI GZ -0.27
454. 439 UNI GZ 0.27
455. 73 76 UNI GX 2.6
456. 611 TO 614 UNI GX 1.3
457. 131 198 UNI GZ -2.6
458. 133 211 UNI GZ 2.6
459. 437 UNI GZ 1.3
460. 407 573 UNI GZ -1.3
461. 67 68 UNI GX 3.56
462. 605 606 UNI GX 1.78
463. 129 206 UNI GZ 3.56
464. 128 197 229 UNI GZ -3.56
465. 431 UNI GZ 1.78
466. 396 518 572 UNI GZ -1.84
467. 6 TO 8 61 62 720 721 UNI GX 2.97
468. 14 TO 16 580 582 599 600 658 678 715 UNI GX 1.5
469. 27 115 125 201 205 621 UNI GZ 2.97
470. 24 92 124 139 194 196 226 228 UNI GZ -2.97
471. 34 120 203 423 429 UNI GZ 1.5
472. 28 195 227 393 395 512 516 569 571 UNI GZ -1.5
473. 52 53 UNI GX 1.5
474. 118 174 216 730 UNI GZ 1.5
475. 117 195 227 UNI GZ -1.5
476. 589 TO 591 651 671 UNI GX 0.75
477. 424 426 UNI GZ 0.75
478. 394 514 570 UNI GZ -0.75
479. JOINT LOAD
480. 46 TO 48 FX 2.3
481. 35 37 38 40 41 45 FX 2.76
482. 5 8 9 12 FX 3.22
483. MEMBER LOAD
484. 21 TO 23 UNI GX 1.1
485. 36 121 204 427 UNI GZ 1.1
486. JOINT LOAD
487. 186 187 FX 3
488. 51 52 FX 3.3
```




```
489. 329 330 FX 3.75
490. LOAD 5 WINDBELASTING -X
491. MEMBER LOAD
492. 611 TO 614 UNI GY 1.15
493. 169 300 TO 303 UNI GY 2.3
494. 168 171 UNI GY 4.03
495. 73 TO 76 UNI GY 2.02
496. 231 233 235 TO 237 241 243 248 250 TO 252 256 258 262 264 TO 266 269 271 273 -
497. 275 TO 277 280 282 284 286 TO 288 291 292 295 TO 298 315 TO 323 325 326 328 -
498. 329 TO 340 345 TO 366 377 TO 384 397 TO 406 411 TO 422 442 TO 474 476 TO 479 -
499. 485 TO 488 490 492 494 496 497 499 500 502 504 506 508 510 511 513 515 517 -
500. 533 TO 537 539 TO 563 UNI PX -0.28
501. 618 619 UNI GX -0.52
502. 80 81 UNI GX -0.26
503. 134 UNI GZ -0.26
504. 135 UNI GZ 0.26
505. 213 439 UNI GZ 0.52
506. 212 438 UNI GZ -0.52
507. 611 TO 614 UNI GX -2.6
508. 73 TO 76 UNI GX -1.3
509. 131 UNI GZ -1.3
510. 133 UNI GZ 1.3
511. 211 437 UNI GZ 2.6
512. 198 407 573 UNI GZ -2.6
513. 605 606 UNI GX -3.56
514. 67 68 UNI GX -1.78
515. 206 431 UNI GZ 3.56
516. 197 229 396 518 572 UNI GZ -3.56
517. 129 UNI GZ 1.78
518. 128 UNI GZ -1.78
519. 580 582 599 600 658 678 UNI GX -3
520. 6 TO 8 61 62 720 721 UNI GX -1.5
521. 24 117 124 UNI GZ -1.5
522. 27 125 UNI GZ 1.5
523. 115 201 205 423 429 621 UNI GZ 3
524. 92 139 194 196 226 228 393 395 512 516 569 571 UNI GZ -3
525. 589 TO 591 651 671 UNI GX -1.5
526. 14 TO 16 52 53 715 UNI GX -0.75
527. 28 34 UNI GZ -0.75
528. 118 730 UNI GZ 0.75
529. 120 174 203 216 424 426 UNI GZ 1.5
530. 195 227 394 514 570 UNI GZ -1.5
531. JOINT LOAD
532. 46 TO 48 FX -2.3
533. 35 37 38 40 41 45 FX -2.76
534. 5 8 9 12 FX -3.22
535. MEMBER LOAD
536. 21 TO 23 UNI GX -0.55
537. 36 121 204 427 UNI GZ 1.1
538. JOINT LOAD
539. 75 76 FX -3.3
540. 290 291 FX -3
541. 329 330 FX -7.5
542. LOAD 6 WINDBELASTING +Z
543. MEMBER LOAD
544. 76 612 TO 614 UNI GY 1.15
```




```
545. 73 TO 75 171 301 TO 303 611 UNI GY 2.3
546. 168 169 300 UNI GY 4.03
547. 134 212 438 UNI GZ 0.52
548. 135 213 439 UNI GZ 0.26
549. 131 198 407 573 UNI GZ 2.6
550. 133 211 437 UNI GZ 1.3
551. 80 81 UNI GX -0.52
552. 618 619 UNI GX 0.52
553. 611 TO 614 UNI GX 2.6
554. 73 TO 76 UNI GX -2.6
555. 128 197 229 396 518 572 UNI GZ 3.56
556. 129 206 431 UNI GZ 1.78
557. 605 606 UNI GX 3.56
558. 67 68 UNI GX -3.56
559. 24 92 124 139 194 196 226 228 393 395 512 516 569 571 UNI GZ 3
560. 125 205 429 UNI GZ 1.5
561. 580 582 599 600 658 678 UNI GX 3
562. 6 TO 8 61 62 720 721 UNI GX -3
563. 27 28 115 117 195 201 227 394 423 514 570 621 UNI GZ 1.5
564. 589 TO 591 651 671 UNI GX 1.5
565. 14 TO 16 52 53 715 UNI GX -1.5
566. 34 118 120 174 203 216 424 426 730 UNI GZ 0.75
567. JOINT LOAD
568. 46 97 181 349 FZ 1.73
569. 35 38 41 338 341 344 FZ 1.84
570. 5 9 328 332 FZ 2.42
571. MEMBER LOAD
572. 21 TO 23 UNI GX -1.1
573. 36 121 204 427 UNI GZ 0.55
574. JOINT LOAD
575. 186 290 FZ 3.3
576. 51 75 FZ 3
577. 329 330 FX 7.5
578. LOAD 7 WINDBELASTING -Z
579. MEMBER LOAD
580. 73 TO 75 611 UNI GY 1.15
581. 76 168 169 300 612 TO 614 UNI GY 2.3
582. 171 301 TO 303 UNI GY 4.03
583. 134 212 438 UNI GZ -0.26
584. 618 619 UNI GX 0.52
585. 80 81 UNI GX -0.52
586. 135 213 439 UNI GZ -0.52
587. 133 211 437 UNI GZ -2.6
588. 131 198 407 573 UNI GZ -1.3
589. 611 TO 614 UNI GX 2.6
590. 73 TO 76 UNI GX -2.6
591. 129 206 431 UNI GZ -3.56
592. 128 197 229 396 518 572 UNI GZ -1.78
593. 605 606 UNI GX 3.56
594. 67 68 UNI GX -3.56
595. 27 115 125 201 205 423 429 621 UNI GZ -3
596. 6 TO 8 61 62 720 721 UNI GX -3
597. 580 582 599 600 658 678 UNI GX 3
598. 24 34 92 120 124 139 194 196 203 226 228 393 395 426 512 516 569 -
599. 571 UNI GZ -1.5
600. 118 174 216 424 730 UNI GZ -1.5
```




```
601. 28 117 195 227 394 514 570 UNI GZ -0.75
602. 589 TO 591 651 671 UNI GX 1.5
603. 14 TO 16 52 53 715 UNI GX -1.5
604. JOINT LOAD
605. 46 97 181 349 FZ -1.73
606. 35 38 41 338 341 344 FZ -1.84
607. 5 9 328 332 FZ -2.42
608. MEMBER LOAD
609. 21 TO 23 UNI GX -1.1
610. 36 121 204 427 UNI GZ -1.1
611. JOINT LOAD
612. 187 291 FZ -3.3
613. 52 76 FZ -3
614. 329 330 FX 7.5
615. LOAD 8 WINDONDERDRUK
616. MEMBER LOAD
617. 73 TO 76 611 TO 614 UNI GY -0.87
618. 168 169 171 300 TO 303 UNI GY -1.73
619. 73 TO 76 UNI GX 0.69
620. 611 TO 614 UNI GX -0.69
621. 133 211 437 UNI GZ -0.69
622. 131 198 407 573 UNI GZ 0.69
623. 67 68 UNI GX 1.38
624. 128 197 229 396 518 572 UNI GZ 1.38
625. 129 206 431 UNI GZ -1.38
626. 605 606 UNI GX -1.38
627. 6 TO 8 61 62 720 721 UNI GX 1.21
628. 24 92 124 139 194 196 226 228 393 395 512 516 569 571 UNI GZ 1.21
629. 27 115 125 201 205 423 429 621 UNI GZ -1.21
630. 580 582 599 600 658 678 UNI GX -1.21
631. 14 TO 16 52 53 715 UNI GX 0.61
632. 589 TO 591 651 671 UNI GX -0.61
633. 28 117 195 227 394 514 570 UNI GZ 0.61
634. 34 118 120 174 203 216 424 426 730 UNI GZ -0.61
635. JOINT LOAD
636. 329 330 FX -3.03
637. ****************************************
638. LOAD COMBINATION 9
639. 1 1.0 2 1.0
640. LOAD COMBINATION 10
641. 1 1.0 2 0.8 3 1.0
642. LOAD COMBINATION 11
643. 1 1.0 2 0.8 4 1.0
644. LOAD COMBINATION 12
645. 1 1.0 2 0.8 5 1.0
646. LOAD COMBINATION 13
647. 1 1.0 2 0.8 6 1.0
648. LOAD COMBINATION 14
649. 1 1.0 2 0.8 7 1.0
650. LOAD COMBINATION 15
651. 1 1.0 2 0.8 4 1.0 8 1.0
652. LOAD COMBINATION 16
653. 1 1.0 2 0.8 5 1.0 8 1.0
654. LOAD COMBINATION 17
655. 1 1.0 2 0.8 6 1.0 8 1.0
656. LOAD COMBINATION 18
```




```
657. 1 1.0 2 0.8 7 1.0 8 1.0
658. LOAD COMBINATION 19
659. 1 1.0 2 0.8 4 1.0 8 -1.0
660. LOAD COMBINATION 20
661. 1 1.0 2 0.8 5 1.0 8 -1.0
662. LOAD COMBINATION 21
663. 1 1.0 2 0.8 6 1.0 8 -1.0
664. LOAD COMBINATION 22
665. 1 1.0 2 0.8 7 1.0 8 -1.0
666. **********************
667. LOAD COMBINATION 23
668. 1 1.35
669. LOAD COMBINATION 24
670. 1 1.2 2 1.5
671. LOAD COMBINATION 25
672. 1 1.2 2 1.2 3 1.5
673. LOAD COMBINATION 26
674. 1 1.2 2 1.2 4 1.5
675. LOAD COMBINATION 27
676. 1 1.2 2 1.2 5 1.5
677. LOAD COMBINATION 28
678. 1 1.2 2 1.2 6 1.5
679. LOAD COMBINATION 29
680. 1 1.2 2 1.2 7 1.5
681. LOAD COMBINATION 30
682. 1 1.2 2 1.2 4 1.5 8 1.5
683. LOAD COMBINATION 31
684. 1 1.2 2 1.2 5 1.5 8 1.5
685. LOAD COMBINATION 32
686. 1 1.2 2 1.2 6 1.5 8 1.5
687. LOAD COMBINATION 33
688. 1 1.2 2 1.2 7 1.5 8 1.5
689. LOAD COMBINATION 34
690. 1 1.2 2 1.2 4 1.5 8 -1.5
691. LOAD COMBINATION 35
692. 1 1.2 2 1.2 5 1.5 8 -1.5
693. LOAD COMBINATION 36
694. 1 1.2 2 1.2 6 1.5 8 -1.5
695. LOAD COMBINATION 37
696. 1 1.2 2 1.2 7 1.5 8 -1.5
697. ************************
698. LOAD COMBINATION 38
699. 1 0.9 4 1.5 8 1.5
700. LOAD COMBINATION 39
701. 1 0.9 5 1.5 8 1.5
702. LOAD COMBINATION 40
703. 1 0.9 6 1.5 8 1.5
704. LOAD COMBINATION 41
705. 1 0.9 7 1.5 8 1.5
706. ***********************
707. PERFORM ANALYSIS
```




P R O B L E M S T A T I S T I C S

NUMBER OF JOINTS/MEMBER+ELEMENTS/SUPPORTS = 413/ 733/ 34
ORIGINAL/FINAL BAND-WIDTH= 400/ 43/ 260 DOF
TOTAL PRIMARY LOAD CASES = 8, TOTAL DEGREES OF FREEDOM = 2370
SIZE OF STIFFNESS MATRIX = 617 DOUBLE KILO-WORDS
REQRD/AVAIL. DISK SPACE = 20.1/ 33203.3 MB

```
708. **** REACTIES GGT
709. LOAD LIST 9 TO 22
710. PRINT SUPPORT REACTION LIST 1 TO 4 17 TO 20 53 65 69 70 77 TO 79 99 100 113 -
711. 114 124 TO 128 224 225 265 266 300 301 324 TO 327
```

SUPPORT REACTIONS -UNIT KN METE STRUCTURE TYPE = SPACE

JOINT	LOAD	FORCE-X	FORCE-Y	FORCE-Z	MOM-X	MOM-Y	MOM Z
1	9	0.01	93.02	-0.08	0.00	0.00	0.00
	10	0.01	101.70	-0.08	0.00	0.00	0.00
	11	-0.06	84.98	-0.16	0.00	0.00	0.00
	12	0.10	85.61	-0.13	0.00	0.00	0.00
	13	0.02	84.89	-0.26	0.00	0.00	0.00
	14	-0.01	86.19	0.16	0.00	0.00	0.00
	15	-0.06	85.04	-0.13	0.00	0.00	0.00
	16	0.10	85.67	-0.10	0.00	0.00	0.00
	17	0.01	84.95	-0.23	0.00	0.00	0.00
	18	-0.01	86.25	0.19	0.00	0.00	0.00
	19	-0.05	84.92	-0.19	0.00	0.00	0.00
	20	0.11	85.55	-0.16	0.00	0.00	0.00
	21	0.03	84.83	-0.29	0.00	0.00	0.00
	22	0.00	86.12	0.13	0.00	0.00	0.00
2	9	0.00	174.49	3.00	0.00	0.00	0.00
	10	0.00	191.74	2.98	0.00	0.00	0.00
	11	-0.63	109.50	-33.64	0.00	0.00	0.00
	12	0.37	123.91	-23.07	0.00	0.00	0.00
	13	0.55	-24.03	-139.30	0.00	0.00	0.00
	14	0.56	369.90	164.82	0.00	0.00	0.00
	15	-0.64	123.99	-22.96	0.00	0.00	0.00
	16	0.36	138.39	-12.39	0.00	0.00	0.00
	17	0.54	-9.55	-128.61	0.00	0.00	0.00
	18	0.55	384.39	175.51	0.00	0.00	0.00
	19	-0.62	95.01	-44.33	0.00	0.00	0.00
	20	0.38	109.42	-33.76	0.00	0.00	0.00
	21	0.56	-38.52	-149.99	0.00	0.00	0.00
	22	0.57	355.42	154.13	0.00	0.00	0.00
3	9	-0.01	171.36	-0.18	0.00	0.00	0.00
	10	-0.01	185.99	-0.19	0.00	0.00	0.00
	11	-1.06	206.37	-0.44	0.00	0.00	0.00
	12	0.73	191.99	-0.35	0.00	0.00	0.00
	13	0.66	340.15	-1.25	0.00	0.00	0.00
	14	0.58	-54.20	1.09	0.00	0.00	0.00
	15	-1.11	191.84	-0.36	0.00	0.00	0.00
	16	0.68	177.46	-0.28	0.00	0.00	0.00
	17	0.61	325.62	-1.18	0.00	0.00	0.00
	18	0.53	-68.74	1.17	0.00	0.00	0.00
	19	-1.01	220.91	-0.52	0.00	0.00	0.00
	20	0.79	206.53	-0.43	0.00	0.00	0.00
	21	0.71	354.69	-1.33	0.00	0.00	0.00
	22	0.63	-39.66	1.02	0.00	0.00	0.00
4	9	0.48	94.67	-0.35	0.00	0.00	0.00
	10	0.48	103.37	-0.36	0.00	0.00	0.00
	11	-1.67	86.93	-0.47	0.00	0.00	0.00
	12	2.61	87.90	-0.43	0.00	0.00	0.00
	13	0.79	88.08	-0.79	0.00	0.00	0.00
	14	0.34	86.53	0.16	0.00	0.00	0.00



SUPPORT REACTIONS -UNIT KN METE STRUCTURE TYPE = SPACE

JOINT	LOAD	FORCE-X	FORCE-Y	FORCE-Z	MOM-X	MOM-Y	MOM Z
	15	-1.71	86.84	-0.43	0.00	0.00	0.00
	16	2.57	87.82	-0.40	0.00	0.00	0.00
	17	0.74	88.00	-0.75	0.00	0.00	0.00
	18	0.29	86.45	0.19	0.00	0.00	0.00
	19	-1.62	87.01	-0.50	0.00	0.00	0.00
	20	2.66	87.98	-0.46	0.00	0.00	0.00
	21	0.83	88.16	-0.82	0.00	0.00	0.00
	22	0.38	86.61	0.12	0.00	0.00	0.00
17	9	0.03	168.54	0.42	0.00	0.00	0.00
	10	0.02	180.64	0.40	0.00	0.00	0.00
	11	0.28	131.38	-1.58	0.00	0.00	0.00
	12	0.18	221.01	-0.49	0.00	0.00	0.00
	13	0.11	-35.14	-8.71	0.00	0.00	0.00
	14	-0.50	325.47	10.88	0.00	0.00	0.00
	15	0.27	127.23	-0.96	0.00	0.00	0.00
	16	0.17	216.87	0.13	0.00	0.00	0.00
	17	0.10	-39.29	-8.09	0.00	0.00	0.00
	18	-0.51	321.33	11.50	0.00	0.00	0.00
	19	0.29	135.53	-2.19	0.00	0.00	0.00
	20	0.19	225.16	-1.11	0.00	0.00	0.00
	21	0.12	-30.99	-9.33	0.00	0.00	0.00
	22	-0.49	329.62	10.26	0.00	0.00	0.00
18	9	0.08	240.70	0.10	0.00	0.00	0.00
	10	0.08	266.96	0.09	0.00	0.00	0.00
	11	-4.56	196.74	0.19	0.00	0.00	0.00
	12	3.52	203.27	0.20	0.00	0.00	0.00
	13	2.19	418.30	-0.94	0.00	0.00	0.00
	14	2.10	22.55	0.96	0.00	0.00	0.00
	15	-5.67	210.12	0.22	0.00	0.00	0.00
	16	2.40	216.65	0.23	0.00	0.00	0.00
	17	1.08	431.68	-0.91	0.00	0.00	0.00
	18	0.98	35.94	0.99	0.00	0.00	0.00
	19	-3.44	183.36	0.15	0.00	0.00	0.00
	20	4.63	189.89	0.16	0.00	0.00	0.00
	21	3.31	404.92	-0.98	0.00	0.00	0.00
	22	3.21	9.17	0.92	0.00	0.00	0.00
19	9	0.01	290.14	0.24	0.00	0.00	0.00
	10	0.03	316.56	0.22	0.00	0.00	0.00
	11	-2.55	95.24	1.08	0.00	0.00	0.00
	12	2.87	443.09	1.14	0.00	0.00	0.00
	13	1.27	289.49	-1.34	0.00	0.00	0.00
	14	-0.17	255.05	1.01	0.00	0.00	0.00
	15	-2.89	94.02	0.95	0.00	0.00	0.00
	16	2.54	441.86	1.01	0.00	0.00	0.00
	17	0.94	288.27	-1.47	0.00	0.00	0.00
	18	-0.50	253.83	0.88	0.00	0.00	0.00
	19	-2.22	96.46	1.21	0.00	0.00	0.00
	20	3.20	444.31	1.27	0.00	0.00	0.00



SUPPORT REACTIONS -UNIT KN METE STRUCTURE TYPE = SPACE

JOINT	LOAD	FORCE-X	FORCE-Y	FORCE-Z	MOM-X	MOM-Y	MOM Z
	21	1.60	290.72	-1.21	0.00	0.00	0.00
	22	0.17	256.28	1.14	0.00	0.00	0.00
20	9	-0.21	122.42	0.00	0.00	0.00	0.00
	10	-0.21	144.34	0.00	0.00	0.00	0.00
	11	-0.95	112.19	-0.53	0.00	0.00	0.00
	12	0.56	111.09	-0.47	0.00	0.00	0.00
	13	-0.05	110.93	-0.38	0.00	0.00	0.00
	14	-0.30	113.04	0.69	0.00	0.00	0.00
	15	-0.97	112.39	-0.52	0.00	0.00	0.00
	16	0.54	111.30	-0.45	0.00	0.00	0.00
	17	-0.07	111.13	-0.37	0.00	0.00	0.00
	18	-0.32	113.24	0.71	0.00	0.00	0.00
	19	-0.92	111.98	-0.54	0.00	0.00	0.00
	20	0.59	110.89	-0.48	0.00	0.00	0.00
	21	-0.02	110.72	-0.39	0.00	0.00	0.00
	22	-0.27	112.83	0.68	0.00	0.00	0.00
53	9	0.00	13.86	-0.05	0.00	0.00	0.00
	10	0.00	12.37	-0.05	0.00	0.00	0.00
	11	0.00	15.05	-0.05	0.00	0.00	0.00
	12	0.01	14.41	-0.05	0.00	0.00	0.00
	13	0.00	17.66	-0.06	0.00	0.00	0.00
	14	0.01	5.70	-0.03	0.00	0.00	0.00
	15	0.00	14.14	-0.05	0.00	0.00	0.00
	16	0.01	13.50	-0.05	0.00	0.00	0.00
	17	0.00	16.75	-0.06	0.00	0.00	0.00
	18	0.01	4.79	-0.03	0.00	0.00	0.00
	19	0.00	15.96	-0.05	0.00	0.00	0.00
	20	0.01	15.32	-0.05	0.00	0.00	0.00
	21	0.00	18.58	-0.06	0.00	0.00	0.00
	22	0.01	6.61	-0.03	0.00	0.00	0.00
65	9	0.00	3.22	-4.35	0.00	0.00	0.00
	10	0.00	2.59	-4.11	0.00	0.00	0.00
	11	0.00	-1.56	-10.16	0.00	0.00	0.00
	12	0.02	-0.51	-8.63	0.00	0.00	0.00
	13	0.01	-5.54	-15.98	0.00	0.00	0.00
	14	0.00	12.84	10.87	0.00	0.00	0.00
	15	0.00	-0.16	-8.12	0.00	0.00	0.00
	16	0.01	0.89	-6.59	0.00	0.00	0.00
	17	0.01	-4.14	-13.94	0.00	0.00	0.00
	18	0.00	14.23	12.91	0.00	0.00	0.00
	19	0.00	-2.95	-12.20	0.00	0.00	0.00
	20	0.02	-1.91	-10.67	0.00	0.00	0.00
	21	0.01	-6.94	-18.02	0.00	0.00	0.00
	22	0.00	11.44	8.83	0.00	0.00	0.00
69	9	0.01	6.16	0.19	0.00	0.00	0.00
	10	0.01	5.39	0.22	0.00	0.00	0.00
	11	0.01	5.42	0.26	0.00	0.00	0.00
	12	0.01	5.49	0.35	0.00	0.00	0.00



SUPPORT REACTIONS -UNIT KN METE STRUCTURE TYPE = SPACE

JOINT	LOAD	FORCE-X	FORCE-Y	FORCE-Z	MOM-X	MOM-Y	MOM Z
	13	0.02	7.05	2.64	0.00	0.00	0.00
	14	-0.01	3.64	-2.35	0.00	0.00	0.00
	15	0.01	5.41	0.24	0.00	0.00	0.00
	16	0.01	5.47	0.33	0.00	0.00	0.00
	17	0.02	7.03	2.62	0.00	0.00	0.00
	18	-0.01	3.63	-2.37	0.00	0.00	0.00
	19	0.01	5.44	0.28	0.00	0.00	0.00
	20	0.01	5.50	0.37	0.00	0.00	0.00
	21	0.02	7.06	2.66	0.00	0.00	0.00
	22	-0.01	3.66	-2.33	0.00	0.00	0.00
70	9	-0.01	14.60	-0.02	0.00	0.00	0.00
	10	-0.01	12.98	-0.02	0.00	0.00	0.00
	11	-0.01	16.27	-0.02	0.00	0.00	0.00
	12	-0.01	15.30	-0.02	0.00	0.00	0.00
	13	-0.02	17.08	-0.03	0.00	0.00	0.00
	14	0.01	7.32	0.00	0.00	0.00	0.00
	15	-0.01	15.18	-0.02	0.00	0.00	0.00
	16	-0.01	14.21	-0.02	0.00	0.00	0.00
	17	-0.02	15.99	-0.02	0.00	0.00	0.00
	18	0.01	6.23	0.00	0.00	0.00	0.00
	19	-0.01	17.37	-0.02	0.00	0.00	0.00
	20	-0.01	16.40	-0.02	0.00	0.00	0.00
	21	-0.02	18.18	-0.03	0.00	0.00	0.00
	22	0.01	8.42	0.00	0.00	0.00	0.00
77	9	-0.12	122.23	0.00	0.00	0.00	0.00
	10	-0.13	144.92	0.00	0.00	0.00	0.00
	11	-1.17	156.48	30.31	0.00	0.00	0.00
	12	0.94	48.49	25.28	0.00	0.00	0.00
	13	-0.15	85.10	-27.95	0.00	0.00	0.00
	14	0.13	135.65	13.92	0.00	0.00	0.00
	15	-1.23	161.13	18.98	0.00	0.00	0.00
	16	0.89	53.14	13.95	0.00	0.00	0.00
	17	-0.21	89.75	-39.28	0.00	0.00	0.00
	18	0.08	140.30	2.59	0.00	0.00	0.00
	19	-1.12	151.83	41.64	0.00	0.00	0.00
	20	1.00	43.85	36.61	0.00	0.00	0.00
	21	-0.10	80.46	-16.62	0.00	0.00	0.00
	22	0.19	131.01	25.25	0.00	0.00	0.00
78	9	0.09	229.39	0.80	0.00	0.00	0.00
	10	0.10	263.31	0.75	0.00	0.00	0.00
	11	-1.14	269.59	-2.90	0.00	0.00	0.00
	12	1.58	134.09	-5.78	0.00	0.00	0.00
	13	0.57	227.08	-3.20	0.00	0.00	0.00
	14	-0.01	193.76	7.55	0.00	0.00	0.00
	15	-1.28	270.71	-0.88	0.00	0.00	0.00
	16	1.43	135.21	-3.76	0.00	0.00	0.00
	17	0.42	228.19	-1.19	0.00	0.00	0.00
	18	-0.16	194.87	9.57	0.00	0.00	0.00



SUPPORT REACTIONS -UNIT KN METE STRUCTURE TYPE = SPACE

JOINT	LOAD	FORCE-X	FORCE-Y	FORCE-Z	MOM-X	MOM-Y	MOM Z
	19	-0.99	268.48	-4.91	0.00	0.00	0.00
	20	1.72	132.98	-7.79	0.00	0.00	0.00
	21	0.72	225.97	-5.21	0.00	0.00	0.00
	22	0.13	192.65	5.54	0.00	0.00	0.00
79	9	0.43	144.26	0.00	0.00	0.00	0.00
	10	0.43	163.91	0.00	0.00	0.00	0.00
	11	-0.92	130.71	-0.27	0.00	0.00	0.00
	12	1.82	132.22	-0.31	0.00	0.00	0.00
	13	0.69	131.59	-0.17	0.00	0.00	0.00
	14	0.27	131.75	0.32	0.00	0.00	0.00
	15	-0.96	130.72	-0.26	0.00	0.00	0.00
	16	1.78	132.22	-0.29	0.00	0.00	0.00
	17	0.65	131.59	-0.16	0.00	0.00	0.00
	18	0.23	131.76	0.33	0.00	0.00	0.00
	19	-0.88	130.71	-0.29	0.00	0.00	0.00
	20	1.86	132.21	-0.32	0.00	0.00	0.00
	21	0.73	131.59	-0.19	0.00	0.00	0.00
	22	0.31	131.75	0.30	0.00	0.00	0.00
99	9	-0.09	5.67	0.12	0.00	0.00	0.00
	10	-0.08	5.26	0.12	0.00	0.00	0.00
	11	-0.23	-7.34	-0.52	0.00	0.00	0.00
	12	0.13	-4.13	-0.73	0.00	0.00	0.00
	13	0.03	-18.36	-1.60	0.00	0.00	0.00
	14	-0.14	36.08	2.22	0.00	0.00	0.00
	15	-0.25	-3.52	-0.25	0.00	0.00	0.00
	16	0.11	-0.31	-0.46	0.00	0.00	0.00
	17	0.01	-14.54	-1.33	0.00	0.00	0.00
	18	-0.16	39.90	2.49	0.00	0.00	0.00
	19	-0.21	-11.16	-0.79	0.00	0.00	0.00
	20	0.15	-7.95	-1.00	0.00	0.00	0.00
	21	0.05	-22.19	-1.87	0.00	0.00	0.00
	22	-0.12	32.26	1.95	0.00	0.00	0.00
100	9	-0.01	20.64	0.12	0.00	0.00	0.00
	10	-0.01	21.56	0.12	0.00	0.00	0.00
	11	-0.07	25.21	-0.52	0.00	0.00	0.00
	12	0.06	26.25	-0.73	0.00	0.00	0.00
	13	0.01	37.81	-1.60	0.00	0.00	0.00
	14	-0.02	-3.30	2.22	0.00	0.00	0.00
	15	-0.07	22.45	-0.25	0.00	0.00	0.00
	16	0.06	23.49	-0.46	0.00	0.00	0.00
	17	0.00	35.05	-1.33	0.00	0.00	0.00
	18	-0.03	-6.05	2.49	0.00	0.00	0.00
	19	-0.06	27.96	-0.79	0.00	0.00	0.00
	20	0.07	29.01	-1.00	0.00	0.00	0.00
	21	0.02	40.57	-1.87	0.00	0.00	0.00
	22	-0.01	-0.54	1.95	0.00	0.00	0.00
113	9	0.00	12.99	0.03	0.00	0.00	0.00
	10	0.00	11.83	0.02	0.00	0.00	0.00



SUPPORT REACTIONS -UNIT KN METE STRUCTURE TYPE = SPACE

JOINT	LOAD	FORCE-X	FORCE-Y	FORCE-Z	MOM-X	MOM-Y	MOM Z
	11	0.00	7.94	-0.32	0.00	0.00	0.00
	12	0.00	3.21	-0.46	0.00	0.00	0.00
	13	0.00	-4.23	-0.92	0.00	0.00	0.00
	14	0.00	30.48	1.19	0.00	0.00	0.00
	15	0.00	10.41	-0.16	0.00	0.00	0.00
	16	0.00	5.68	-0.31	0.00	0.00	0.00
	17	0.00	-1.76	-0.77	0.00	0.00	0.00
	18	0.00	32.95	1.35	0.00	0.00	0.00
	19	0.00	5.47	-0.47	0.00	0.00	0.00
	20	0.00	0.74	-0.62	0.00	0.00	0.00
	21	0.00	-6.70	-1.07	0.00	0.00	0.00
	22	0.00	28.01	1.04	0.00	0.00	0.00
114	9	0.00	16.33	0.02	0.00	0.00	0.00
	10	0.00	15.21	0.02	0.00	0.00	0.00
	11	0.00	23.70	-0.32	0.00	0.00	0.00
	12	0.00	12.53	-0.46	0.00	0.00	0.00
	13	0.00	19.48	-0.92	0.00	0.00	0.00
	14	0.00	5.61	1.19	0.00	0.00	0.00
	15	0.00	22.94	-0.16	0.00	0.00	0.00
	16	0.00	11.77	-0.31	0.00	0.00	0.00
	17	0.00	18.72	-0.77	0.00	0.00	0.00
	18	0.00	4.85	1.35	0.00	0.00	0.00
	19	0.00	24.46	-0.47	0.00	0.00	0.00
	20	0.00	13.29	-0.62	0.00	0.00	0.00
	21	0.00	20.24	-1.08	0.00	0.00	0.00
	22	0.00	6.36	1.04	0.00	0.00	0.00
124	9	0.54	68.38	-0.53	-0.14	0.00	0.00
	10	0.48	60.76	-0.57	-0.13	0.00	0.00
	11	-1.63	71.34	28.96	1.29	0.00	0.00
	12	0.54	107.68	32.34	1.32	0.00	0.00
	13	-0.21	-101.99	-52.08	-2.63	0.00	0.00
	14	1.98	209.27	29.35	1.35	0.00	0.00
	15	-1.22	58.30	16.56	0.72	0.00	0.00
	16	0.95	94.64	19.94	0.75	0.00	0.00
	17	0.21	-115.03	-64.48	-3.20	0.00	0.00
	18	2.39	196.23	16.95	0.78	0.00	0.00
	19	-2.04	84.38	41.36	1.86	0.00	0.00
	20	0.13	120.72	44.74	1.88	0.00	0.00
	21	-0.62	-88.95	-39.68	-2.06	0.00	0.00
	22	1.57	222.31	41.75	1.92	0.00	0.00
125	9	0.13	60.59	-0.09	-0.15	0.00	0.00
	10	0.12	55.38	-0.08	-0.14	0.00	0.00
	11	-0.21	-9.57	0.73	1.18	0.00	0.00
	12	0.39	48.62	0.80	1.23	0.00	0.00
	13	0.05	216.24	-1.45	-2.49	0.00	0.00
	14	0.18	-76.86	0.66	1.25	0.00	0.00
	15	-0.20	4.91	0.40	0.65	0.00	0.00
	16	0.41	63.10	0.47	0.70	0.00	0.00

SUPPORT REACTIONS -UNIT KN METE STRUCTURE TYPE = SPACE

JOINT	LOAD	FORCE-X	FORCE-Y	FORCE-Z	MOM-X	MOM-Y	MOM Z
	17	0.07	230.73	-1.78	-3.02	0.00	0.00
	18	0.20	-62.37	0.33	0.72	0.00	0.00
	19	-0.23	-24.06	1.06	1.72	0.00	0.00
	20	0.37	34.13	1.13	1.76	0.00	0.00
	21	0.03	201.76	-1.12	-1.96	0.00	0.00
	22	0.17	-91.34	0.99	1.79	0.00	0.00
126	9	9.53	140.70	0.31	0.00	0.00	0.00
	10	8.93	161.34	0.30	0.00	0.00	0.00
	11	-137.27	-186.62	-2.76	0.00	0.00	0.00
	12	141.15	413.36	-2.83	0.00	0.00	0.00
	13	2.96	92.92	6.79	0.00	0.00	0.00
	14	57.03	192.21	-4.31	0.00	0.00	0.00
	15	-142.15	-179.80	-1.43	0.00	0.00	0.00
	16	136.27	420.17	-1.51	0.00	0.00	0.00
	17	-1.92	99.73	8.12	0.00	0.00	0.00
	18	52.15	199.02	-2.98	0.00	0.00	0.00
	19	-132.38	-193.43	-4.08	0.00	0.00	0.00
	20	146.04	406.54	-4.16	0.00	0.00	0.00
	21	7.85	86.10	5.46	0.00	0.00	0.00
	22	61.92	185.39	-5.64	0.00	0.00	0.00
127	9	-1.52	277.61	-0.14	0.00	0.00	0.00
	10	-1.80	313.54	-0.07	0.00	0.00	0.00
	11	-143.55	259.46	-5.13	0.00	0.00	0.00
	12	150.85	234.21	-4.88	0.00	0.00	0.00
	13	57.90	202.86	-5.99	0.00	0.00	0.00
	14	-9.51	237.01	8.52	0.00	0.00	0.00
	15	-155.33	275.95	-2.69	0.00	0.00	0.00
	16	139.08	250.70	-2.45	0.00	0.00	0.00
	17	46.12	219.35	-3.56	0.00	0.00	0.00
	18	-21.28	253.50	10.95	0.00	0.00	0.00
	19	-131.78	242.97	-7.56	0.00	0.00	0.00
	20	162.62	217.72	-7.32	0.00	0.00	0.00
	21	69.67	186.37	-8.43	0.00	0.00	0.00
	22	2.27	220.52	6.08	0.00	0.00	0.00
128	9	0.01	167.40	0.00	0.00	0.00	0.00
	10	0.00	184.72	0.00	0.00	0.00	0.00
	11	-0.80	152.67	-0.56	0.00	0.00	0.00
	12	0.88	152.26	-0.56	0.00	0.00	0.00
	13	0.21	152.58	-0.33	0.00	0.00	0.00
	14	-0.12	152.32	0.62	0.00	0.00	0.00
	15	-0.83	152.64	-0.53	0.00	0.00	0.00
	16	0.84	152.23	-0.52	0.00	0.00	0.00
	17	0.17	152.56	-0.29	0.00	0.00	0.00
	18	-0.16	152.30	0.65	0.00	0.00	0.00
	19	-0.76	152.69	-0.60	0.00	0.00	0.00
	20	0.91	152.28	-0.60	0.00	0.00	0.00
	21	0.24	152.61	-0.36	0.00	0.00	0.00
	22	-0.09	152.35	0.58	0.00	0.00	0.00



SUPPORT REACTIONS -UNIT KN METE STRUCTURE TYPE = SPACE

JOINT	LOAD	FORCE-X	FORCE-Y	FORCE-Z	MOM-X	MOM-Y	MOM Z
224	9	0.00	2.39	-0.09	0.00	0.00	0.00
	10	0.00	2.23	-0.08	0.00	0.00	0.00
	11	0.00	-3.68	-0.61	0.00	0.00	0.00
	12	0.00	-2.58	-0.48	0.00	0.00	0.00
	13	0.00	-9.82	-1.11	0.00	0.00	0.00
	14	0.00	17.53	1.26	0.00	0.00	0.00
	15	0.00	-1.70	-0.44	0.00	0.00	0.00
	16	0.00	-0.60	-0.30	0.00	0.00	0.00
	17	0.00	-7.84	-0.93	0.00	0.00	0.00
	18	-0.01	19.51	1.43	0.00	0.00	0.00
	19	0.00	-5.67	-0.79	0.00	0.00	0.00
	20	0.00	-4.57	-0.65	0.00	0.00	0.00
	21	0.00	-11.81	-1.28	0.00	0.00	0.00
	22	0.00	15.54	1.08	0.00	0.00	0.00
225	9	0.00	3.41	-0.09	0.00	0.00	0.00
	10	0.00	3.36	-0.08	0.00	0.00	0.00
	11	0.00	6.60	-0.62	0.00	0.00	0.00
	12	0.00	6.23	-0.48	0.00	0.00	0.00
	13	0.00	10.30	-1.11	0.00	0.00	0.00
	14	0.00	-6.19	1.26	0.00	0.00	0.00
	15	0.00	5.39	-0.44	0.00	0.00	0.00
	16	0.00	5.02	-0.30	0.00	0.00	0.00
	17	0.00	9.09	-0.93	0.00	0.00	0.00
	18	0.01	-7.40	1.43	0.00	0.00	0.00
	19	0.00	7.82	-0.79	0.00	0.00	0.00
	20	0.00	7.44	-0.66	0.00	0.00	0.00
	21	0.00	11.52	-1.29	0.00	0.00	0.00
	22	0.00	-4.97	1.08	0.00	0.00	0.00
265	9	-3.71	6.44	0.01	0.00	0.00	0.00
	10	-3.30	5.69	0.01	0.00	0.00	0.00
	11	-21.47	15.90	-0.02	-0.01	0.00	0.00
	12	2.85	2.32	0.01	0.00	0.00	0.00
	13	-5.75	7.03	-0.04	-0.01	0.00	0.00
	14	5.66	0.64	0.06	0.02	0.00	0.00
	15	-19.45	14.75	-0.01	-0.01	0.00	0.00
	16	4.87	1.17	0.01	0.00	0.00	0.00
	17	-3.72	5.88	-0.04	0.00	0.00	0.00
	18	7.68	-0.51	0.07	0.02	0.00	0.00
	19	-23.49	17.05	-0.03	-0.01	0.00	0.00
	20	0.83	3.47	0.00	0.00	0.00	0.00
	21	-7.77	8.18	-0.05	-0.01	0.00	0.00
	22	3.63	1.79	0.05	0.02	0.00	0.00
266	9	-4.41	6.75	0.01	0.00	0.00	0.00
	10	-3.91	5.95	0.00	0.00	0.00	0.00
	11	-15.21	12.22	-0.03	-0.01	0.00	0.00
	12	5.48	0.76	0.01	0.00	0.00	0.00
	13	-5.65	6.99	-0.04	-0.01	0.00	0.00
	14	1.23	2.98	0.06	0.02	0.00	0.00



SUPPORT REACTIONS -UNIT KN METE STRUCTURE TYPE = SPACE

JOINT	LOAD	FORCE-X	FORCE-Y	FORCE-Z	MOM-X	MOM-Y	MOM Z
	15	-15.36	12.30	-0.02	-0.01	0.00	0.00
	16	5.33	0.84	0.02	0.00	0.00	0.00
	17	-5.80	7.07	-0.04	-0.01	0.00	0.00
	18	1.08	3.06	0.07	0.02	0.00	0.00
	19	-15.06	12.13	-0.03	-0.02	0.00	0.00
	20	5.63	0.67	0.00	0.00	0.00	0.00
	21	-5.50	6.91	-0.05	-0.01	0.00	0.00
	22	1.38	2.90	0.06	0.02	0.00	0.00
300	9	0.07	63.86	0.80	-0.17	0.00	0.00
	10	0.06	57.19	0.61	-0.15	0.00	0.00
	11	-0.53	64.73	-2.66	-0.20	0.00	0.00
	12	0.32	38.86	-5.37	-0.22	0.00	0.00
	13	-0.14	-15.65	-43.04	-1.35	0.00	0.00
	14	0.37	130.71	46.95	1.08	0.00	0.00
	15	-0.45	65.29	-1.95	-0.22	0.00	0.00
	16	0.40	39.42	-4.66	-0.24	0.00	0.00
	17	-0.07	-15.09	-42.33	-1.37	0.00	0.00
	18	0.44	131.26	47.66	1.06	0.00	0.00
	19	-0.60	64.17	-3.37	-0.18	0.00	0.00
	20	0.25	38.30	-6.08	-0.20	0.00	0.00
	21	-0.21	-16.20	-43.75	-1.33	0.00	0.00
	22	0.29	130.15	46.24	1.10	0.00	0.00
301	9	-0.01	65.83	-0.10	-0.19	0.00	0.00
	10	-0.01	59.23	-0.09	-0.17	0.00	0.00
	11	-0.44	89.58	-0.05	-0.24	0.00	0.00
	12	0.36	45.96	-0.05	-0.23	0.00	0.00
	13	-0.08	131.56	-0.24	-1.38	0.00	0.00
	14	0.07	-22.54	0.05	1.08	0.00	0.00
	15	-0.42	88.64	-0.08	-0.26	0.00	0.00
	16	0.37	45.03	-0.08	-0.25	0.00	0.00
	17	-0.06	130.63	-0.27	-1.40	0.00	0.00
	18	0.08	-23.48	0.02	1.07	0.00	0.00
	19	-0.45	90.51	-0.02	-0.22	0.00	0.00
	20	0.35	46.89	-0.02	-0.22	0.00	0.00
	21	-0.09	132.50	-0.21	-1.37	0.00	0.00
	22	0.05	-21.61	0.08	1.10	0.00	0.00
324	9	-0.44	84.81	-0.45	0.00	0.00	0.00
	10	-0.51	93.58	-0.46	0.00	0.00	0.00
	11	-1.23	360.64	-10.96	0.00	0.00	0.00
	12	1.08	-222.09	-11.21	0.00	0.00	0.00
	13	-0.57	-218.32	-35.42	0.00	0.00	0.00
	14	-0.70	339.93	41.57	0.00	0.00	0.00
	15	-1.36	368.58	-7.31	0.00	0.00	0.00
	16	0.95	-214.16	-7.57	0.00	0.00	0.00
	17	-0.70	-210.39	-31.78	0.00	0.00	0.00
	18	-0.83	347.87	45.21	0.00	0.00	0.00
	19	-1.10	352.71	-14.60	0.00	0.00	0.00
	20	1.21	-230.02	-14.85	0.00	0.00	0.00

SUPPORT REACTIONS -UNIT KN METE STRUCTURE TYPE = SPACE

JOINT	LOAD	FORCE-X	FORCE-Y	FORCE-Z	MOM-X	MOM-Y	MOM Z
	21	-0.45	-226.26	-39.07	0.00	0.00	0.00
	22	-0.58	332.00	37.92	0.00	0.00	0.00
325	9	-0.02	108.67	-0.93	0.00	0.00	0.00
	10	-0.03	124.46	-0.94	0.00	0.00	0.00
	11	-12.67	117.60	-11.33	0.00	0.00	0.00
	12	26.01	112.81	-11.70	0.00	0.00	0.00
	13	-25.23	414.59	-35.47	0.00	0.00	0.00
	14	-26.07	-228.59	40.86	0.00	0.00	0.00
	15	-2.47	118.03	-7.77	0.00	0.00	0.00
	16	36.20	113.24	-8.14	0.00	0.00	0.00
	17	-15.03	415.02	-31.91	0.00	0.00	0.00
	18	-15.87	-228.16	44.42	0.00	0.00	0.00
	19	-22.87	117.17	-14.89	0.00	0.00	0.00
	20	15.81	112.38	-15.26	0.00	0.00	0.00
	21	-35.43	414.16	-39.03	0.00	0.00	0.00
	22	-36.27	-229.02	37.29	0.00	0.00	0.00
326	9	-0.56	181.34	1.18	0.00	0.00	0.00
	10	-0.44	197.92	1.28	0.00	0.00	0.00
	11	-10.84	235.16	-10.93	0.00	0.00	0.00
	12	8.84	60.18	-13.86	0.00	0.00	0.00
	13	1.30	124.91	-41.26	0.00	0.00	0.00
	14	-0.86	225.70	52.01	0.00	0.00	0.00
	15	-10.78	241.63	-6.03	0.00	0.00	0.00
	16	8.91	66.65	-8.95	0.00	0.00	0.00
	17	1.36	131.38	-36.35	0.00	0.00	0.00
	18	-0.80	232.17	56.91	0.00	0.00	0.00
	19	-10.90	228.69	-15.84	0.00	0.00	0.00
	20	8.78	53.71	-18.76	0.00	0.00	0.00
	21	1.23	118.44	-46.16	0.00	0.00	0.00
	22	-0.93	219.23	47.11	0.00	0.00	0.00
327	9	-0.31	92.61	0.09	0.00	0.00	0.00
	10	-0.32	100.57	0.04	0.00	0.00	0.00
	11	-2.31	101.55	-0.30	0.00	0.00	0.00
	12	1.80	103.35	-0.40	0.00	0.00	0.00
	13	0.02	145.13	-1.15	0.00	0.00	0.00
	14	-0.59	15.21	1.48	0.00	0.00	0.00
	15	-2.36	95.75	-0.16	0.00	0.00	0.00
	16	1.75	97.55	-0.26	0.00	0.00	0.00
	17	-0.03	139.32	-1.01	0.00	0.00	0.00
	18	-0.64	9.40	1.63	0.00	0.00	0.00
	19	-2.26	107.36	-0.45	0.00	0.00	0.00
	20	1.85	109.16	-0.55	0.00	0.00	0.00
	21	0.07	150.93	-1.30	0.00	0.00	0.00
	22	-0.53	21.01	1.34	0.00	0.00	0.00

the scale towards document
Image Engineering Scan Reference Chart TE263 Serial No. 380
Patch Reference numbers on UTT

********** END OF LATEST ANALYSIS RESULT **********

```
712. **** REACTIES UGT TBV DRUK
713. LOAD LIST 23 TO 37
714. PRINT SUPPORT REACTION LIST 1 TO 4 17 TO 20 53 65 69 70 77 TO 79 99 100 113 -
715. 114 124 TO 128 224 225 265 266 300 301 324 TO 327
```




SUPPORT REACTIONS -UNIT KN METE STRUCTURE TYPE = SPACE

JOINT	LOAD	FORCE-X	FORCE-Y	FORCE-Z	MOM-X	MOM-Y	MOM Z
1	23	0.01	74.87	-0.07	0.00	0.00	0.00
	24	0.01	122.89	-0.10	0.00	0.00	0.00
	25	0.01	135.91	-0.11	0.00	0.00	0.00
	26	-0.09	110.83	-0.23	0.00	0.00	0.00
	27	0.15	111.78	-0.18	0.00	0.00	0.00
	28	0.03	110.70	-0.38	0.00	0.00	0.00
	29	-0.01	112.64	0.26	0.00	0.00	0.00
	30	-0.10	110.92	-0.18	0.00	0.00	0.00
	31	0.14	111.87	-0.13	0.00	0.00	0.00
	32	0.02	110.79	-0.34	0.00	0.00	0.00
	33	-0.02	112.74	0.30	0.00	0.00	0.00
	34	-0.08	110.74	-0.27	0.00	0.00	0.00
	35	0.16	111.69	-0.22	0.00	0.00	0.00
	36	0.04	110.61	-0.42	0.00	0.00	0.00
	37	0.00	112.55	0.22	0.00	0.00	0.00
2	23	0.00	133.10	2.82	0.00	0.00	0.00
	24	0.01	232.15	3.87	0.00	0.00	0.00
	25	0.01	258.04	3.84	0.00	0.00	0.00
	26	-0.95	134.67	-51.09	0.00	0.00	0.00
	27	0.55	156.28	-35.24	0.00	0.00	0.00
	28	0.82	-65.63	-209.57	0.00	0.00	0.00
	29	0.84	525.28	246.60	0.00	0.00	0.00
	30	-0.97	156.40	-35.06	0.00	0.00	0.00
	31	0.54	178.01	-19.21	0.00	0.00	0.00
	32	0.80	-43.90	-193.54	0.00	0.00	0.00
	33	0.82	547.01	262.64	0.00	0.00	0.00
	34	-0.93	112.94	-67.12	0.00	0.00	0.00
	35	0.57	134.55	-51.27	0.00	0.00	0.00
	36	0.84	-87.36	-225.60	0.00	0.00	0.00
	37	0.86	503.55	230.57	0.00	0.00	0.00
3	23	0.00	131.39	-0.13	0.00	0.00	0.00
	24	-0.01	227.84	-0.24	0.00	0.00	0.00
	25	-0.01	249.78	-0.25	0.00	0.00	0.00
	26	-1.59	280.36	-0.63	0.00	0.00	0.00
	27	1.10	258.79	-0.50	0.00	0.00	0.00
	28	0.99	481.03	-1.85	0.00	0.00	0.00
	29	0.87	-110.50	1.67	0.00	0.00	0.00
	30	-1.67	258.56	-0.52	0.00	0.00	0.00
	31	1.03	236.99	-0.39	0.00	0.00	0.00
	32	0.92	459.23	-1.73	0.00	0.00	0.00
	33	0.80	-132.30	1.78	0.00	0.00	0.00
	34	-1.52	302.17	-0.74	0.00	0.00	0.00
	35	1.18	280.60	-0.62	0.00	0.00	0.00
	36	1.07	502.84	-1.96	0.00	0.00	0.00
	37	0.95	-88.69	1.55	0.00	0.00	0.00
4	23	0.61	77.14	-0.45	0.00	0.00	0.00
	24	0.59	124.86	-0.43	0.00	0.00	0.00
	25	0.59	137.91	-0.44	0.00	0.00	0.00

the scale towards document
Image Engineering Scan Reference Chart TE263 Serial No. 280

SUPPORT REACTIONS -UNIT KN METE STRUCTURE TYPE = SPACE

JOINT	LOAD	FORCE-X	FORCE-Y	FORCE-Z	MOM-X	MOM-Y	MOM Z
	26	-2.63	113.25	-0.60	0.00	0.00	0.00
	27	3.79	114.71	-0.55	0.00	0.00	0.00
	28	1.04	114.98	-1.08	0.00	0.00	0.00
	29	0.37	112.65	0.34	0.00	0.00	0.00
	30	-2.70	113.12	-0.55	0.00	0.00	0.00
	31	3.72	114.59	-0.49	0.00	0.00	0.00
	32	0.98	114.86	-1.03	0.00	0.00	0.00
	33	0.31	112.53	0.39	0.00	0.00	0.00
	34	-2.57	113.37	-0.65	0.00	0.00	0.00
	35	3.85	114.83	-0.60	0.00	0.00	0.00
	36	1.11	115.10	-1.14	0.00	0.00	0.00
	37	0.44	112.77	0.29	0.00	0.00	0.00
17	23	0.01	168.27	0.35	0.00	0.00	0.00
	24	0.05	215.41	0.55	0.00	0.00	0.00
	25	0.02	233.57	0.52	0.00	0.00	0.00
	26	0.42	159.67	-2.44	0.00	0.00	0.00
	27	0.27	294.13	-0.81	0.00	0.00	0.00
	28	0.16	-90.11	-13.14	0.00	0.00	0.00
	29	-0.75	450.82	16.24	0.00	0.00	0.00
	30	0.40	153.45	-1.51	0.00	0.00	0.00
	31	0.25	287.90	0.11	0.00	0.00	0.00
	32	0.15	-96.33	-12.21	0.00	0.00	0.00
	33	-0.77	444.60	17.17	0.00	0.00	0.00
	34	0.43	165.90	-3.37	0.00	0.00	0.00
	35	0.29	300.35	-1.74	0.00	0.00	0.00
	36	0.18	-83.88	-14.07	0.00	0.00	0.00
	37	-0.73	457.04	15.31	0.00	0.00	0.00
18	23	0.05	215.59	0.08	0.00	0.00	0.00
	24	0.11	313.14	0.13	0.00	0.00	0.00
	25	0.11	352.53	0.12	0.00	0.00	0.00
	26	-6.85	247.20	0.26	0.00	0.00	0.00
	27	5.26	256.99	0.28	0.00	0.00	0.00
	28	3.28	579.54	-1.43	0.00	0.00	0.00
	29	3.13	-14.08	1.42	0.00	0.00	0.00
	30	-8.52	267.27	0.32	0.00	0.00	0.00
	31	3.59	277.07	0.33	0.00	0.00	0.00
	32	1.60	599.61	-1.38	0.00	0.00	0.00
	33	1.46	5.99	1.47	0.00	0.00	0.00
	34	-5.17	227.13	0.21	0.00	0.00	0.00
	35	6.94	236.92	0.22	0.00	0.00	0.00
	36	4.95	559.47	-1.49	0.00	0.00	0.00
	37	4.81	-34.15	1.36	0.00	0.00	0.00
19	23	0.03	240.64	0.19	0.00	0.00	0.00
	24	0.01	381.73	0.31	0.00	0.00	0.00
	25	0.03	421.36	0.29	0.00	0.00	0.00
	26	-3.84	89.38	1.58	0.00	0.00	0.00
	27	4.30	611.15	1.67	0.00	0.00	0.00
	28	1.90	380.77	-2.06	0.00	0.00	0.00

the scale towards document
Image Engineering Scan Reference Chart TE263 Serial No. 280
Patch Reference numbers on UTT

SUPPORT REACTIONS -UNIT KN METE STRUCTURE TYPE = SPACE

JOINT	LOAD	FORCE-X	FORCE-Y	FORCE-Z	MOM-X	MOM-Y	MOM Z
	29	-0.26	329.11	1.47	0.00	0.00	0.00
	30	-4.34	87.55	1.39	0.00	0.00	0.00
	31	3.80	609.32	1.47	0.00	0.00	0.00
	32	1.40	378.93	-2.26	0.00	0.00	0.00
	33	-0.76	327.27	1.27	0.00	0.00	0.00
	34	-3.34	91.22	1.78	0.00	0.00	0.00
	35	4.80	612.99	1.86	0.00	0.00	0.00
	36	2.40	382.60	-1.86	0.00	0.00	0.00
	37	0.24	330.94	1.67	0.00	0.00	0.00
20	23	-0.30	95.26	0.00	0.00	0.00	0.00
	24	-0.24	162.46	0.01	0.00	0.00	0.00
	25	-0.24	195.34	0.01	0.00	0.00	0.00
	26	-1.36	147.11	-0.80	0.00	0.00	0.00
	27	0.91	145.47	-0.70	0.00	0.00	0.00
	28	0.00	145.22	-0.57	0.00	0.00	0.00
	29	-0.38	148.38	1.04	0.00	0.00	0.00
	30	-1.40	147.42	-0.78	0.00	0.00	0.00
	31	0.87	145.78	-0.68	0.00	0.00	0.00
	32	-0.04	145.53	-0.55	0.00	0.00	0.00
	33	-0.42	148.69	1.06	0.00	0.00	0.00
	34	-1.32	146.81	-0.82	0.00	0.00	0.00
	35	0.94	145.17	-0.72	0.00	0.00	0.00
	36	0.03	144.92	-0.59	0.00	0.00	0.00
	37	-0.34	148.08	1.02	0.00	0.00	0.00
53	23	0.00	8.43	-0.03	0.00	0.00	0.00
	24	0.01	18.92	-0.07	0.00	0.00	0.00
	25	0.01	16.68	-0.06	0.00	0.00	0.00
	26	-0.01	20.70	-0.07	0.00	0.00	0.00
	27	0.02	19.74	-0.07	0.00	0.00	0.00
	28	0.00	24.62	-0.08	0.00	0.00	0.00
	29	0.02	6.67	-0.04	0.00	0.00	0.00
	30	-0.01	19.34	-0.07	0.00	0.00	0.00
	31	0.02	18.37	-0.06	0.00	0.00	0.00
	32	0.00	23.25	-0.08	0.00	0.00	0.00
	33	0.02	5.30	-0.04	0.00	0.00	0.00
	34	0.00	22.07	-0.07	0.00	0.00	0.00
	35	0.02	21.11	-0.07	0.00	0.00	0.00
	36	0.00	25.99	-0.08	0.00	0.00	0.00
	37	0.02	8.04	-0.04	0.00	0.00	0.00
65	23	0.00	0.37	-3.77	0.00	0.00	0.00
	24	0.00	4.75	-5.69	0.00	0.00	0.00
	25	0.00	3.80	-5.33	0.00	0.00	0.00
	26	0.00	-2.42	-14.40	0.00	0.00	0.00
	27	0.02	-0.85	-12.11	0.00	0.00	0.00
	28	0.01	-8.39	-23.14	0.00	0.00	0.00
	29	0.00	19.17	17.14	0.00	0.00	0.00
	30	-0.01	-0.32	-11.34	0.00	0.00	0.00
	31	0.02	1.25	-9.05	0.00	0.00	0.00

the scale towards document
Image Engineering Scan Reference Chart TE263 Serial No. 380
Patch Reference numbers on UTT

SUPPORT REACTIONS -UNIT KN METE STRUCTURE TYPE = SPACE

JOINT	LOAD	FORCE-X	FORCE-Y	FORCE-Z	MOM-X	MOM-Y	MOM Z
	32	0.01	-6.30	-20.07	0.00	0.00	0.00
	33	-0.01	21.27	20.20	0.00	0.00	0.00
	34	0.00	-4.51	-17.46	0.00	0.00	0.00
	35	0.03	-2.94	-15.17	0.00	0.00	0.00
	36	0.02	-10.49	-26.20	0.00	0.00	0.00
	37	0.00	17.08	14.08	0.00	0.00	0.00
69	23	0.01	3.08	0.33	0.00	0.00	0.00
	24	0.01	8.55	0.21	0.00	0.00	0.00
	25	0.01	7.41	0.25	0.00	0.00	0.00
	26	0.02	7.45	0.31	0.00	0.00	0.00
	27	0.01	7.55	0.45	0.00	0.00	0.00
	28	0.03	9.88	3.89	0.00	0.00	0.00
	29	-0.02	4.78	-3.60	0.00	0.00	0.00
	30	0.01	7.43	0.28	0.00	0.00	0.00
	31	0.01	7.52	0.42	0.00	0.00	0.00
	32	0.03	9.86	3.86	0.00	0.00	0.00
	33	-0.02	4.76	-3.63	0.00	0.00	0.00
	34	0.02	7.47	0.34	0.00	0.00	0.00
	35	0.02	7.57	0.48	0.00	0.00	0.00
	36	0.03	9.91	3.92	0.00	0.00	0.00
	37	-0.01	4.80	-3.57	0.00	0.00	0.00
70	23	-0.01	8.63	-0.01	0.00	0.00	0.00
	24	-0.01	19.99	-0.02	0.00	0.00	0.00
	25	-0.01	17.56	-0.02	0.00	0.00	0.00
	26	-0.02	22.49	-0.03	0.00	0.00	0.00
	27	-0.01	21.04	-0.03	0.00	0.00	0.00
	28	-0.03	23.71	-0.04	0.00	0.00	0.00
	29	0.02	9.07	0.00	0.00	0.00	0.00
	30	-0.01	20.85	-0.03	0.00	0.00	0.00
	31	-0.01	19.40	-0.02	0.00	0.00	0.00
	32	-0.03	22.07	-0.03	0.00	0.00	0.00
	33	0.02	7.43	0.00	0.00	0.00	0.00
	34	-0.02	24.13	-0.03	0.00	0.00	0.00
	35	-0.02	22.68	-0.03	0.00	0.00	0.00
	36	-0.03	25.35	-0.04	0.00	0.00	0.00
	37	0.01	10.71	0.00	0.00	0.00	0.00
77	23	-0.22	137.51	0.00	0.00	0.00	0.00
	24	-0.13	152.79	0.00	0.00	0.00	0.00
	25	-0.15	186.82	0.00	0.00	0.00	0.00
	26	-1.71	204.16	45.47	0.00	0.00	0.00
	27	1.46	42.18	37.92	0.00	0.00	0.00
	28	-0.18	97.10	-41.92	0.00	0.00	0.00
	29	0.25	172.92	20.88	0.00	0.00	0.00
	30	-1.79	211.13	28.48	0.00	0.00	0.00
	31	1.38	49.16	20.93	0.00	0.00	0.00
	32	-0.27	104.07	-58.91	0.00	0.00	0.00
	33	0.17	179.90	3.88	0.00	0.00	0.00
	34	-1.63	197.19	62.46	0.00	0.00	0.00



SUPPORT REACTIONS -UNIT KN METE STRUCTURE TYPE = SPACE

JOINT	LOAD	FORCE-X	FORCE-Y	FORCE-Z	MOM-X	MOM-Y	MOM Z
	35	1.55	35.21	54.92	0.00	0.00	0.00
	36	-0.10	90.13	-24.93	0.00	0.00	0.00
	37	0.33	165.95	37.87	0.00	0.00	0.00
78	23	0.18	203.43	0.64	0.00	0.00	0.00
	24	0.09	298.88	1.06	0.00	0.00	0.00
	25	0.11	349.75	0.98	0.00	0.00	0.00
	26	-1.75	359.18	-4.49	0.00	0.00	0.00
	27	2.32	155.93	-8.81	0.00	0.00	0.00
	28	0.81	295.42	-4.94	0.00	0.00	0.00
	29	-0.06	245.43	11.18	0.00	0.00	0.00
	30	-1.97	360.85	-1.47	0.00	0.00	0.00
	31	2.10	157.60	-5.79	0.00	0.00	0.00
	32	0.59	297.09	-1.92	0.00	0.00	0.00
	33	-0.28	247.10	14.21	0.00	0.00	0.00
	34	-1.52	357.51	-7.51	0.00	0.00	0.00
	35	2.55	154.26	-11.83	0.00	0.00	0.00
	36	1.03	293.75	-7.96	0.00	0.00	0.00
	37	0.16	243.76	8.16	0.00	0.00	0.00
79	23	0.54	109.05	0.00	0.00	0.00	0.00
	24	0.52	192.16	0.00	0.00	0.00	0.00
	25	0.52	221.64	0.00	0.00	0.00	0.00
	26	-1.50	171.83	-0.41	0.00	0.00	0.00
	27	2.61	174.09	-0.46	0.00	0.00	0.00
	28	0.91	173.15	-0.26	0.00	0.00	0.00
	29	0.28	173.40	0.48	0.00	0.00	0.00
	30	-1.56	171.84	-0.39	0.00	0.00	0.00
	31	2.55	174.10	-0.44	0.00	0.00	0.00
	32	0.85	173.16	-0.24	0.00	0.00	0.00
	33	0.22	173.40	0.50	0.00	0.00	0.00
	34	-1.44	171.83	-0.43	0.00	0.00	0.00
	35	2.67	174.09	-0.48	0.00	0.00	0.00
	36	0.97	173.15	-0.29	0.00	0.00	0.00
	37	0.34	173.39	0.46	0.00	0.00	0.00
99	23	-0.05	5.36	0.08	0.00	0.00	0.00
	24	-0.12	7.31	0.17	0.00	0.00	0.00
	25	-0.11	6.70	0.17	0.00	0.00	0.00
	26	-0.33	-12.20	-0.80	0.00	0.00	0.00
	27	0.21	-7.38	-1.12	0.00	0.00	0.00
	28	0.05	-28.74	-2.42	0.00	0.00	0.00
	29	-0.20	52.93	3.32	0.00	0.00	0.00
	30	-0.36	-6.46	-0.40	0.00	0.00	0.00
	31	0.18	-1.65	-0.71	0.00	0.00	0.00
	32	0.02	-23.00	-2.01	0.00	0.00	0.00
	33	-0.23	58.66	3.72	0.00	0.00	0.00
	34	-0.30	-17.93	-1.21	0.00	0.00	0.00
	35	0.24	-13.12	-1.52	0.00	0.00	0.00
	36	0.08	-34.47	-2.82	0.00	0.00	0.00
	37	-0.17	47.19	2.91	0.00	0.00	0.00

the scale towards document
Image Engineering Scan Reference Chart TE263 Serial No. 380
Patch Reference numbers on UTT

SUPPORT REACTIONS -UNIT KN METE STRUCTURE TYPE = SPACE

JOINT	LOAD	FORCE-X	FORCE-Y	FORCE-Z	MOM-X	MOM-Y	MOM Z
100	23	-0.01	16.66	0.08	0.00	0.00	0.00
	24	-0.02	27.26	0.17	0.00	0.00	0.00
	25	-0.01	28.63	0.17	0.00	0.00	0.00
	26	-0.10	34.11	-0.80	0.00	0.00	0.00
	27	0.09	35.67	-1.12	0.00	0.00	0.00
	28	0.02	53.01	-2.42	0.00	0.00	0.00
	29	-0.03	-8.65	3.32	0.00	0.00	0.00
	30	-0.11	29.97	-0.40	0.00	0.00	0.00
	31	0.09	31.54	-0.71	0.00	0.00	0.00
	32	0.01	48.88	-2.01	0.00	0.00	0.00
	33	-0.04	-12.78	3.72	0.00	0.00	0.00
	34	-0.09	38.24	-1.21	0.00	0.00	0.00
	35	0.10	39.81	-1.52	0.00	0.00	0.00
	36	0.02	57.15	-2.82	0.00	0.00	0.00
	37	-0.02	-4.51	2.91	0.00	0.00	0.00
113	23	0.00	9.44	0.01	0.00	0.00	0.00
	24	0.00	17.38	0.04	0.00	0.00	0.00
	25	0.00	15.65	0.03	0.00	0.00	0.00
	26	0.00	9.82	-0.48	0.00	0.00	0.00
	27	0.00	2.72	-0.70	0.00	0.00	0.00
	28	0.00	-8.44	-1.38	0.00	0.00	0.00
	29	0.00	43.62	1.79	0.00	0.00	0.00
	30	0.00	13.53	-0.24	0.00	0.00	0.00
	31	0.00	6.43	-0.46	0.00	0.00	0.00
	32	0.00	-4.73	-1.15	0.00	0.00	0.00
	33	0.00	47.33	2.02	0.00	0.00	0.00
	34	0.00	6.11	-0.71	0.00	0.00	0.00
	35	0.00	-0.99	-0.93	0.00	0.00	0.00
	36	0.00	-12.15	-1.61	0.00	0.00	0.00
	37	0.00	39.92	1.55	0.00	0.00	0.00
114	23	0.00	11.91	0.01	0.00	0.00	0.00
	24	0.00	21.84	0.03	0.00	0.00	0.00
	25	0.00	20.17	0.03	0.00	0.00	0.00
	26	0.00	32.90	-0.48	0.00	0.00	0.00
	27	0.00	16.15	-0.70	0.00	0.00	0.00
	28	0.00	26.58	-1.38	0.00	0.00	0.00
	29	0.00	5.76	1.78	0.00	0.00	0.00
	30	0.00	31.76	-0.25	0.00	0.00	0.00
	31	0.00	15.02	-0.47	0.00	0.00	0.00
	32	0.00	25.44	-1.15	0.00	0.00	0.00
	33	0.00	4.62	2.02	0.00	0.00	0.00
	34	0.00	34.04	-0.71	0.00	0.00	0.00
	35	0.00	17.29	-0.93	0.00	0.00	0.00
	36	0.00	27.72	-1.62	0.00	0.00	0.00
	37	0.00	6.90	1.55	0.00	0.00	0.00
124	23	0.31	45.57	-0.35	-0.10	0.00	0.00
	24	0.75	92.44	-0.71	-0.19	0.00	0.00
	25	0.65	81.01	-0.78	-0.18	0.00	0.00

SUPPORT REACTIONS -UNIT KN METE STRUCTURE TYPE = SPACE

JOINT	LOAD	FORCE-X	FORCE-Y	FORCE-Z	MOM-X	MOM-Y	MOM Z
	26	-2.51	96.89	43.52	1.96	0.00	0.00
	27	0.74	151.39	48.59	2.00	0.00	0.00
	28	-0.38	-163.11	-78.04	-3.92	0.00	0.00
	29	2.90	303.78	44.11	2.05	0.00	0.00
	30	-1.90	77.33	24.91	1.10	0.00	0.00
	31	1.36	131.83	29.99	1.14	0.00	0.00
	32	0.24	-182.67	-96.64	-4.78	0.00	0.00
	33	3.52	284.22	25.51	1.19	0.00	0.00
	34	-3.13	116.45	62.12	2.81	0.00	0.00
	35	0.13	170.95	67.19	2.85	0.00	0.00
	36	-1.00	-143.55	-59.44	-3.07	0.00	0.00
	37	2.29	323.34	62.71	2.90	0.00	0.00
125	23	0.07	41.64	-0.06	-0.10	0.00	0.00
	24	0.18	81.62	-0.12	-0.20	0.00	0.00
	25	0.16	73.82	-0.11	-0.19	0.00	0.00
	26	-0.34	-23.61	1.11	1.80	0.00	0.00
	27	0.57	63.67	1.21	1.87	0.00	0.00
	28	0.06	315.11	-2.16	-3.72	0.00	0.00
	29	0.26	-124.54	1.00	1.90	0.00	0.00
	30	-0.31	-1.89	0.61	1.00	0.00	0.00
	31	0.59	85.40	0.71	1.07	0.00	0.00
	32	0.09	336.84	-2.65	-4.51	0.00	0.00
	33	0.29	-102.81	0.50	1.10	0.00	0.00
	34	-0.36	-45.34	1.60	2.60	0.00	0.00
	35	0.54	41.95	1.71	2.66	0.00	0.00
	36	0.04	293.38	-1.66	-2.92	0.00	0.00
	37	0.23	-146.27	1.50	2.70	0.00	0.00
126	23	6.87	152.62	0.22	0.00	0.00	0.00
	24	12.77	177.13	0.42	0.00	0.00	0.00
	25	11.87	208.10	0.40	0.00	0.00	0.00
	26	-207.43	-313.84	-4.18	0.00	0.00	0.00
	27	210.20	586.12	-4.30	0.00	0.00	0.00
	28	2.92	105.46	10.13	0.00	0.00	0.00
	29	84.02	254.40	-6.51	0.00	0.00	0.00
	30	-214.75	-303.62	-2.19	0.00	0.00	0.00
	31	202.87	596.34	-2.31	0.00	0.00	0.00
	32	-4.41	115.68	12.13	0.00	0.00	0.00
	33	76.69	264.61	-4.52	0.00	0.00	0.00
	34	-200.10	-324.06	-6.18	0.00	0.00	0.00
	35	217.53	575.90	-6.29	0.00	0.00	0.00
	36	10.24	95.24	8.14	0.00	0.00	0.00
	37	91.35	244.18	-8.50	0.00	0.00	0.00
127	23	-2.05	240.25	0.00	0.00	0.00	0.00
	24	-1.83	363.03	-0.21	0.00	0.00	0.00
	25	-2.24	416.92	-0.11	0.00	0.00	0.00
	26	-214.88	335.80	-7.69	0.00	0.00	0.00
	27	226.73	297.93	-7.32	0.00	0.00	0.00
	28	87.30	250.91	-8.99	0.00	0.00	0.00

the scale towards document
Image Engineering Scan Reference Chart TE263 Serial No. 380

SUPPORT REACTIONS -UNIT KN METE STRUCTURE TYPE = SPACE

JOINT	LOAD	FORCE-X	FORCE-Y	FORCE-Z	MOM-X	MOM-Y	MOM Z
	29	-13.81	302.13	12.78	0.00	0.00	0.00
	30	-232.54	360.54	-4.04	0.00	0.00	0.00
	31	209.07	322.66	-3.67	0.00	0.00	0.00
	32	69.64	275.64	-5.34	0.00	0.00	0.00
	33	-31.47	326.86	16.43	0.00	0.00	0.00
	34	-197.22	311.07	-11.34	0.00	0.00	0.00
	35	244.39	273.19	-10.98	0.00	0.00	0.00
	36	104.96	226.17	-12.64	0.00	0.00	0.00
	37	3.86	277.39	9.12	0.00	0.00	0.00
128	23	0.00	124.84	0.00	0.00	0.00	0.00
	24	0.01	223.36	0.00	0.00	0.00	0.00
	25	0.01	249.33	0.00	0.00	0.00	0.00
	26	-1.20	201.26	-0.84	0.00	0.00	0.00
	27	1.31	200.64	-0.84	0.00	0.00	0.00
	28	0.31	201.13	-0.49	0.00	0.00	0.00
	29	-0.18	200.74	0.93	0.00	0.00	0.00
	30	-1.25	201.22	-0.79	0.00	0.00	0.00
	31	1.26	200.61	-0.78	0.00	0.00	0.00
	32	0.26	201.10	-0.44	0.00	0.00	0.00
	33	-0.23	200.70	0.98	0.00	0.00	0.00
	34	-1.15	201.29	-0.90	0.00	0.00	0.00
	35	1.36	200.68	-0.90	0.00	0.00	0.00
	36	0.36	201.17	-0.55	0.00	0.00	0.00
	37	-0.13	200.77	0.87	0.00	0.00	0.00
224	23	0.00	2.02	-0.05	0.00	0.00	0.00
	24	0.00	3.13	-0.12	0.00	0.00	0.00
	25	0.00	2.89	-0.11	0.00	0.00	0.00
	26	0.00	-5.97	-0.91	0.00	0.00	0.00
	27	0.00	-4.32	-0.71	0.00	0.00	0.00
	28	0.00	-15.18	-1.65	0.00	0.00	0.00
	29	-0.01	25.84	1.90	0.00	0.00	0.00
	30	0.00	-2.99	-0.65	0.00	0.00	0.00
	31	0.00	-1.35	-0.44	0.00	0.00	0.00
	32	0.00	-12.20	-1.39	0.00	0.00	0.00
	33	-0.01	28.82	2.16	0.00	0.00	0.00
	34	0.00	-8.95	-1.17	0.00	0.00	0.00
	35	0.00	-7.30	-0.97	0.00	0.00	0.00
	36	0.01	-18.16	-1.91	0.00	0.00	0.00
	37	-0.01	22.87	1.63	0.00	0.00	0.00
225	23	0.00	2.93	-0.05	0.00	0.00	0.00
	24	0.00	4.46	-0.12	0.00	0.00	0.00
	25	0.00	4.39	-0.11	0.00	0.00	0.00
	26	0.00	9.25	-0.91	0.00	0.00	0.00
	27	0.00	8.70	-0.71	0.00	0.00	0.00
	28	0.00	14.81	-1.65	0.00	0.00	0.00
	29	0.01	-9.93	1.90	0.00	0.00	0.00
	30	0.00	7.43	-0.65	0.00	0.00	0.00
	31	0.00	6.88	-0.44	0.00	0.00	0.00

SUPPORT REACTIONS -UNIT KN METE STRUCTURE TYPE = SPACE

JOINT	LOAD	FORCE-X	FORCE-Y	FORCE-Z	MOM-X	MOM-Y	MOM Z
	32	0.00	12.99	-1.39	0.00	0.00	0.00
	33	0.01	-11.75	2.16	0.00	0.00	0.00
	34	0.00	11.07	-1.17	0.00	0.00	0.00
	35	0.00	10.52	-0.97	0.00	0.00	0.00
	36	-0.01	16.63	-1.92	0.00	0.00	0.00
	37	0.01	-8.11	1.63	0.00	0.00	0.00
265	23	-2.17	3.56	0.00	0.00	0.00	0.00
	24	-5.08	8.88	0.01	0.00	0.00	0.00
	25	-4.47	7.74	0.01	0.00	0.00	0.00
	26	-31.72	23.06	-0.03	-0.02	0.00	0.00
	27	4.76	2.69	0.01	0.00	0.00	0.00
	28	-8.14	9.76	-0.06	-0.01	0.00	0.00
	29	8.97	0.16	0.09	0.03	0.00	0.00
	30	-28.69	21.34	-0.02	-0.01	0.00	0.00
	31	7.79	0.97	0.02	0.01	0.00	0.00
	32	-5.10	8.03	-0.06	-0.01	0.00	0.00
	33	12.00	-1.56	0.10	0.03	0.00	0.00
	34	-34.76	24.79	-0.04	-0.02	0.00	0.00
	35	1.72	4.42	0.00	-0.01	0.00	0.00
	36	-11.18	11.48	-0.07	-0.02	0.00	0.00
	37	5.93	1.89	0.08	0.02	0.00	0.00
266	23	-2.49	3.67	0.00	0.00	0.00	0.00
	24	-6.07	9.30	0.01	0.00	0.00	0.00
	25	-5.31	8.10	0.01	0.00	0.00	0.00
	26	-22.26	17.51	-0.04	-0.02	0.00	0.00
	27	8.78	0.32	0.01	0.00	0.00	0.00
	28	-7.92	9.67	-0.07	-0.01	0.00	0.00
	29	2.39	3.65	0.09	0.03	0.00	0.00
	30	-22.49	17.63	-0.03	-0.01	0.00	0.00
	31	8.55	0.45	0.02	0.01	0.00	0.00
	32	-8.15	9.79	-0.06	-0.01	0.00	0.00
	33	2.17	3.78	0.10	0.04	0.00	0.00
	34	-22.04	17.38	-0.05	-0.03	0.00	0.00
	35	9.00	0.20	0.01	-0.01	0.00	0.00
	36	-7.70	9.55	-0.08	-0.02	0.00	0.00
	37	2.62	3.53	0.08	0.02	0.00	0.00
300	23	0.04	42.41	0.43	-0.11	0.00	0.00
	24	0.09	86.37	1.11	-0.22	0.00	0.00
	25	0.08	76.35	0.83	-0.20	0.00	0.00
	26	-0.80	87.67	-4.09	-0.27	0.00	0.00
	27	0.48	48.86	-8.15	-0.30	0.00	0.00
	28	-0.22	-32.90	-64.66	-2.00	0.00	0.00
	29	0.54	186.64	70.33	1.65	0.00	0.00
	30	-0.69	88.50	-3.03	-0.30	0.00	0.00
	31	0.58	49.70	-7.09	-0.33	0.00	0.00
	32	-0.11	-32.06	-63.59	-2.03	0.00	0.00
	33	0.65	187.47	71.39	1.62	0.00	0.00
	34	-0.91	86.84	-5.16	-0.24	0.00	0.00

the scale towards document
Image Engineering Scan Reference Chart TE263 Serial No. 380
Patch Reference numbers on UTT

SUPPORT REACTIONS -UNIT KN METE STRUCTURE TYPE = SPACE

JOINT	LOAD	FORCE-X	FORCE-Y	FORCE-Z	MOM-X	MOM-Y	MOM Z
	35	0.37	48.03	-9.22	-0.27	0.00	0.00
	36	-0.33	-33.73	-65.72	-1.97	0.00	0.00
	37	0.43	185.80	69.26	1.68	0.00	0.00
301	23	-0.01	43.48	-0.06	-0.12	0.00	0.00
	24	-0.02	89.09	-0.13	-0.26	0.00	0.00
	25	-0.02	79.19	-0.12	-0.23	0.00	0.00
	26	-0.65	124.70	-0.06	-0.33	0.00	0.00
	27	0.54	59.28	-0.06	-0.32	0.00	0.00
	28	-0.11	187.68	-0.35	-2.05	0.00	0.00
	29	0.10	-43.48	0.08	1.65	0.00	0.00
	30	-0.63	123.30	-0.10	-0.36	0.00	0.00
	31	0.56	57.88	-0.10	-0.35	0.00	0.00
	32	-0.09	186.28	-0.40	-2.07	0.00	0.00
	33	0.12	-44.88	0.04	1.63	0.00	0.00
	34	-0.67	126.10	-0.01	-0.31	0.00	0.00
	35	0.52	60.68	-0.01	-0.30	0.00	0.00
	36	-0.13	189.08	-0.31	-2.02	0.00	0.00
	37	0.08	-42.07	0.13	1.68	0.00	0.00
324	23	-0.71	111.56	-0.22	0.00	0.00	0.00
	24	-0.51	102.43	-0.63	0.00	0.00	0.00
	25	-0.60	115.57	-0.65	0.00	0.00	0.00
	26	-1.69	516.17	-16.38	0.00	0.00	0.00
	27	1.78	-357.93	-16.77	0.00	0.00	0.00
	28	-0.70	-352.28	-53.09	0.00	0.00	0.00
	29	-0.90	485.11	62.40	0.00	0.00	0.00
	30	-1.88	528.07	-10.92	0.00	0.00	0.00
	31	1.59	-346.03	-11.31	0.00	0.00	0.00
	32	-0.89	-340.38	-47.62	0.00	0.00	0.00
	33	-1.09	497.01	67.86	0.00	0.00	0.00
	34	-1.50	504.27	-21.85	0.00	0.00	0.00
	35	1.97	-369.83	-22.23	0.00	0.00	0.00
	36	-0.51	-364.18	-58.55	0.00	0.00	0.00
	37	-0.71	473.21	56.94	0.00	0.00	0.00
325	23	-0.03	127.84	-0.87	0.00	0.00	0.00
	24	-0.03	134.60	-1.20	0.00	0.00	0.00
	25	-0.04	158.28	-1.21	0.00	0.00	0.00
	26	-19.00	147.99	-16.80	0.00	0.00	0.00
	27	39.02	140.81	-17.36	0.00	0.00	0.00
	28	-37.84	593.48	-53.01	0.00	0.00	0.00
	29	-39.10	-371.29	61.48	0.00	0.00	0.00
	30	-3.70	148.64	-11.46	0.00	0.00	0.00
	31	54.31	141.46	-12.02	0.00	0.00	0.00
	32	-22.54	594.12	-47.66	0.00	0.00	0.00
	33	-23.81	-370.65	66.82	0.00	0.00	0.00
	34	-34.30	147.35	-22.14	0.00	0.00	0.00
	35	23.72	140.17	-22.70	0.00	0.00	0.00
	36	-53.14	592.83	-58.35	0.00	0.00	0.00
	37	-54.40	-371.94	56.14	0.00	0.00	0.00



SUPPORT REACTIONS -UNIT KN METE STRUCTURE TYPE = SPACE

JOINT	LOAD	FORCE-X	FORCE-Y	FORCE-Z	MOM-X	MOM-Y	MOM Z
326	23	-0.25	182.16	1.10	0.00	0.00	0.00
	24	-0.78	231.53	1.53	0.00	0.00	0.00
	25	-0.60	256.41	1.67	0.00	0.00	0.00
	26	-16.20	312.26	-16.64	0.00	0.00	0.00
	27	13.32	49.79	-21.03	0.00	0.00	0.00
	28	2.00	146.89	-62.13	0.00	0.00	0.00
	29	-1.24	298.07	77.77	0.00	0.00	0.00
	30	-16.11	321.97	-9.29	0.00	0.00	0.00
	31	13.41	59.50	-13.68	0.00	0.00	0.00
	32	2.10	156.60	-54.77	0.00	0.00	0.00
	33	-1.14	307.78	85.13	0.00	0.00	0.00
	34	-16.30	302.55	-24.00	0.00	0.00	0.00
	35	13.22	40.09	-28.38	0.00	0.00	0.00
	36	1.91	137.18	-69.48	0.00	0.00	0.00
	37	-1.34	288.36	70.42	0.00	0.00	0.00
327	23	-0.45	75.70	-0.22	0.00	0.00	0.00
	24	-0.37	122.09	0.18	0.00	0.00	0.00
	25	-0.38	134.03	0.11	0.00	0.00	0.00
	26	-3.36	135.51	-0.41	0.00	0.00	0.00
	27	2.80	138.21	-0.56	0.00	0.00	0.00
	28	0.13	200.87	-1.68	0.00	0.00	0.00
	29	-0.78	5.99	2.27	0.00	0.00	0.00
	30	-3.44	126.80	-0.19	0.00	0.00	0.00
	31	2.72	129.50	-0.34	0.00	0.00	0.00
	32	0.05	192.16	-1.46	0.00	0.00	0.00
	33	-0.86	-2.72	2.49	0.00	0.00	0.00
	34	-3.28	144.22	-0.62	0.00	0.00	0.00
	35	2.88	146.91	-0.77	0.00	0.00	0.00
	36	0.21	209.58	-1.90	0.00	0.00	0.00
	37	-0.70	14.70	2.05	0.00	0.00	0.00

********** END OF LATEST ANALYSIS RESULT **********

```
716. **** REACTIES UGT TBV TREK
717. LOAD LIST 38 TO 41
718. PRINT SUPPORT REACTION LIST 1 TO 4 17 TO 20 53 65 69 70 77 TO 79 99 100 113 -
719. 114 124 TO 128 224 225 265 266 300 301 324 TO 327
```


the scale towards document
Image Engineering Scan Reference Chart TE263 Serial No. 380
Patch Reference numbers on UTT

SUPPORT REACTIONS -UNIT KN METE STRUCTURE TYPE = SPACE

JOINT	LOAD	FORCE-X	FORCE-Y	FORCE-Z	MOM-X	MOM-Y	MOM Z
1	38	-0.10	49.21	-0.13	0.00	0.00	0.00
	39	0.14	50.16	-0.08	0.00	0.00	0.00
	40	0.01	49.08	-0.29	0.00	0.00	0.00
	41	-0.03	51.03	0.35	0.00	0.00	0.00
2	38	-0.97	35.75	-36.78	0.00	0.00	0.00
	39	0.53	57.36	-20.92	0.00	0.00	0.00
	40	0.80	-164.55	-195.26	0.00	0.00	0.00
	41	0.82	426.36	260.92	0.00	0.00	0.00
3	38	-1.66	140.52	-0.39	0.00	0.00	0.00
	39	1.04	118.95	-0.26	0.00	0.00	0.00
	40	0.93	341.19	-1.61	0.00	0.00	0.00
	41	0.81	-250.34	1.91	0.00	0.00	0.00
4	38	-2.88	50.95	-0.42	0.00	0.00	0.00
	39	3.54	52.42	-0.37	0.00	0.00	0.00
	40	0.80	52.68	-0.91	0.00	0.00	0.00
	41	0.13	50.36	0.52	0.00	0.00	0.00
17	38	0.37	63.39	-1.78	0.00	0.00	0.00
	39	0.22	197.84	-0.15	0.00	0.00	0.00
	40	0.11	-186.39	-12.48	0.00	0.00	0.00
	41	-0.80	354.53	16.90	0.00	0.00	0.00
18	38	-8.59	122.16	0.26	0.00	0.00	0.00
	39	3.52	131.95	0.27	0.00	0.00	0.00
	40	1.54	454.50	-1.44	0.00	0.00	0.00
	41	1.39	-139.12	1.41	0.00	0.00	0.00
19	38	-4.32	-100.19	1.23	0.00	0.00	0.00
	39	3.81	421.58	1.32	0.00	0.00	0.00
	40	1.41	191.19	-2.41	0.00	0.00	0.00
	41	-0.75	139.53	1.12	0.00	0.00	0.00
20	38	-1.35	64.03	-0.78	0.00	0.00	0.00
	39	0.92	62.39	-0.68	0.00	0.00	0.00
	40	0.01	62.14	-0.55	0.00	0.00	0.00
	41	-0.37	65.30	1.06	0.00	0.00	0.00
53	38	-0.01	8.32	-0.03	0.00	0.00	0.00
	39	0.02	7.36	-0.03	0.00	0.00	0.00
	40	-0.01	12.24	-0.04	0.00	0.00	0.00
	41	0.01	-5.71	0.00	0.00	0.00	0.00
65	38	-0.01	-3.94	-8.63	0.00	0.00	0.00
	39	0.02	-2.37	-6.34	0.00	0.00	0.00
	40	0.01	-9.91	-17.36	0.00	0.00	0.00
	41	-0.01	17.65	22.91	0.00	0.00	0.00
69	38	0.01	2.09	0.27	0.00	0.00	0.00
	39	0.01	2.19	0.42	0.00	0.00	0.00
	40	0.02	4.53	3.85	0.00	0.00	0.00
	41	-0.02	-0.58	-3.64	0.00	0.00	0.00
70	38	-0.01	9.08	-0.01	0.00	0.00	0.00
	39	-0.01	7.63	-0.01	0.00	0.00	0.00
	40	-0.02	10.30	-0.02	0.00	0.00	0.00
	41	0.02	-4.34	0.02	0.00	0.00	0.00



SUPPORT REACTIONS -UNIT KN METE STRUCTURE TYPE = SPACE

JOINT	LOAD	FORCE-X	FORCE-Y	FORCE-Z	MOM-X	MOM-Y	MOM Z
77	38	-1.80	156.13	28.48	0.00	0.00	0.00
	39	1.38	-5.85	20.93	0.00	0.00	0.00
	40	-0.27	49.07	-58.91	0.00	0.00	0.00
	41	0.16	124.89	3.88	0.00	0.00	0.00
78	38	-1.95	221.20	-2.01	0.00	0.00	0.00
	39	2.12	17.96	-6.33	0.00	0.00	0.00
	40	0.60	157.44	-2.46	0.00	0.00	0.00
	41	-0.27	107.46	13.67	0.00	0.00	0.00
79	38	-1.71	71.43	-0.39	0.00	0.00	0.00
	39	2.40	73.68	-0.44	0.00	0.00	0.00
	40	0.70	72.74	-0.24	0.00	0.00	0.00
	41	0.07	72.99	0.50	0.00	0.00	0.00
99	38	-0.29	-9.69	-0.49	0.00	0.00	0.00
	39	0.25	-4.88	-0.81	0.00	0.00	0.00
	40	0.09	-26.23	-2.11	0.00	0.00	0.00
	41	-0.16	55.43	3.63	0.00	0.00	0.00
100	38	-0.10	16.31	-0.49	0.00	0.00	0.00
	39	0.10	17.87	-0.81	0.00	0.00	0.00
	40	0.02	35.22	-2.11	0.00	0.00	0.00
	41	-0.03	-26.44	3.63	0.00	0.00	0.00
113	38	0.00	4.23	-0.27	0.00	0.00	0.00
	39	0.00	-2.87	-0.49	0.00	0.00	0.00
	40	0.00	-14.03	-1.17	0.00	0.00	0.00
	41	0.00	38.04	2.00	0.00	0.00	0.00
114	38	0.00	20.11	-0.27	0.00	0.00	0.00
	39	0.00	3.36	-0.49	0.00	0.00	0.00
	40	0.00	13.79	-1.17	0.00	0.00	0.00
	41	0.00	-7.03	1.99	0.00	0.00	0.00
124	38	-2.35	25.66	25.32	1.21	0.00	0.00
	39	0.91	80.16	30.40	1.25	0.00	0.00
	40	-0.21	-234.34	-96.24	-4.67	0.00	0.00
	41	3.07	232.55	25.91	1.30	0.00	0.00
125	38	-0.42	-46.83	0.68	1.11	0.00	0.00
	39	0.48	40.46	0.78	1.18	0.00	0.00
	40	-0.02	291.90	-2.59	-4.40	0.00	0.00
	41	0.18	-147.75	0.57	1.22	0.00	0.00
126	38	-221.61	-370.71	-2.41	0.00	0.00	0.00
	39	196.02	529.25	-2.53	0.00	0.00	0.00
	40	-11.27	48.59	11.90	0.00	0.00	0.00
	41	69.84	197.53	-4.74	0.00	0.00	0.00
127	38	-232.08	187.57	-3.87	0.00	0.00	0.00
	39	209.53	149.69	-3.51	0.00	0.00	0.00
	40	70.10	102.67	-5.17	0.00	0.00	0.00
	41	-31.01	153.89	16.59	0.00	0.00	0.00
128	38	-1.26	83.57	-0.79	0.00	0.00	0.00
	39	1.25	82.95	-0.78	0.00	0.00	0.00
	40	0.25	83.44	-0.44	0.00	0.00	0.00
	41	-0.24	83.05	0.98	0.00	0.00	0.00



SUPPORT REACTIONS -UNIT KN METE STRUCTURE TYPE = SPACE

JOINT	LOAD	FORCE-X	FORCE-Y	FORCE-Z	MOM-X	MOM-Y	MOM Z
224	38	0.00	-4.51	-0.58	0.00	0.00	0.00
	39	0.00	-2.86	-0.37	0.00	0.00	0.00
	40	0.00	-13.72	-1.32	0.00	0.00	0.00
	41	-0.01	27.30	2.23	0.00	0.00	0.00
225	38	0.00	5.30	-0.58	0.00	0.00	0.00
	39	0.00	4.74	-0.38	0.00	0.00	0.00
	40	0.00	10.85	-1.32	0.00	0.00	0.00
	41	0.01	-13.88	2.23	0.00	0.00	0.00
265	38	-25.68	15.98	-0.03	-0.01	0.00	0.00
	39	10.80	-4.39	0.01	0.00	0.00	0.00
	40	-2.10	2.67	-0.06	-0.01	0.00	0.00
	41	15.01	-6.92	0.09	0.03	0.00	0.00
266	38	-18.85	11.99	-0.04	-0.02	0.00	0.00
	39	12.19	-5.20	0.02	0.00	0.00	0.00
	40	-4.51	4.15	-0.06	-0.01	0.00	0.00
	41	5.81	-1.87	0.10	0.03	0.00	0.00
300	38	-0.75	40.15	-3.70	-0.18	0.00	0.00
	39	0.53	1.34	-7.77	-0.21	0.00	0.00
	40	-0.16	-80.42	-64.27	-1.91	0.00	0.00
	41	0.59	139.11	70.71	1.74	0.00	0.00
301	38	-0.62	73.29	-0.03	-0.22	0.00	0.00
	39	0.57	7.86	-0.03	-0.21	0.00	0.00
	40	-0.08	136.27	-0.32	-1.93	0.00	0.00
	41	0.13	-94.89	0.11	1.77	0.00	0.00
324	38	-1.82	500.67	-10.53	0.00	0.00	0.00
	39	1.65	-373.43	-10.91	0.00	0.00	0.00
	40	-0.83	-367.78	-47.23	0.00	0.00	0.00
	41	-1.03	469.61	68.26	0.00	0.00	0.00
325	38	-3.70	103.46	-10.92	0.00	0.00	0.00
	39	54.32	96.28	-11.48	0.00	0.00	0.00
	40	-22.53	548.94	-47.13	0.00	0.00	0.00
	41	-23.80	-415.83	67.36	0.00	0.00	0.00
326	38	-15.60	225.80	-9.98	0.00	0.00	0.00
	39	13.92	-36.67	-14.36	0.00	0.00	0.00
	40	2.60	60.42	-55.46	0.00	0.00	0.00
	41	-0.64	211.60	84.44	0.00	0.00	0.00
327	38	-3.37	66.13	-0.44	0.00	0.00	0.00
	39	2.79	68.83	-0.59	0.00	0.00	0.00
	40	0.13	131.50	-1.72	0.00	0.00	0.00
	41	-0.78	-63.38	2.23	0.00	0.00	0.00

********** END OF LATEST ANALYSIS RESULT **********

```
720. LOAD LIST 23 TO 41
721. PARAMETER 1
722. CODE EC3
723. BEAM 3 ALL
724. LY 0.1 MEMB 3 29 31 33 57 64 70 106 116 119 122 123 126 127 130 146 148 149 -
725. 199 202 207 TO 210 232 244 259 272 283 293 425 428 430 432 TO 436 538 596 -
726. 602 608 727
727. LZ 0.1 MEMB 3 29 31 33 57 64 70 106 116 119 122 123 126 127 130 146 148 149 -
728. 199 202 207 TO 209 232 244 259 272 283 293 425 428 430 432 TO 436 538 596 -
729. 602 608 727
730. LZ 5 MEMB 639 641 TO 644 646 648 649 655 656 662 663 668 669 675 676 682 683
731. FU 355000 MEMB 25 26 46 47 155 156 247
732. LZ 18.5 MEMB 38 49 58 65 71 152 153 157 158 162 TO 167 234 239 242 249 254 -
733. 257 263 268 270 274 279 281 285 290 294 576 585 597 603 609 627 TO 630
734. LY 0.5 MEMB 323 325 326 328 331 332 397 TO 406 411 TO 422 476 485 490 500 -
735. 511 533
736. KY 0.7 MEMB 646
737. KY 2 MEMB 367 369 371 373 375 519 TO 523
738. LZ 3.5 MEMB 175 176 178 179 181 182 184 185 217 218 220 221 387 388 390 391
739. CHECK CODE ALL


                    STAAD.PRO CODE CHECKING - (DD ENV)
                    **********************

PROGRAM CODE REVISION V1.14_EC3_94/1
```

ALL UNITS ARE - KN METE (UNLESS OTHERWISE NOTED)

MEMBER	TABLE	RESULT/ FX	CRITICAL COND/ MY	RATIO/ MZ	LOADING/ LOCATION
1	ST HE140B	(DUTCH SECTIONS)			
		PASS	EC-5.5.4	0.293	33
		110.87 C	4.42	0.07	0.00
2	ST HE140B	(DUTCH SECTIONS)			
		PASS	EC-5.5.4	0.529	33
		373.99 C	1.27	-2.67	0.00
3	ST L110X10	(DUTCH SECTIONS)			
		PASS	EC-5.4.4 (C)	0.742	33
		311.57 C	0.00	0.00	0.00
4	ST HE180B	(DUTCH SECTIONS)			
		PASS	EC-5.5.4	0.527	36
		499.00 C	-6.86	-3.48	0.00
5	ST HE140B	(DUTCH SECTIONS)			
		PASS	EC-5.5.4	0.397	35
		112.54 C	-0.66	-12.52	0.00
6	ST HE200A	(DUTCH SECTIONS)			
		PASS	EC-eq(5.36)	0.270	30
		10.40 T	-2.07	-19.59	2.50
7	ST HE200A	(DUTCH SECTIONS)			
		PASS	EC-5.5.4.LTB	0.507	36
		100.65 C	8.11	-19.00	2.97

STAAD.Pro WARNING
DESIGN NOT PERFORMED WITH PRISMATIC PROPERTIES
USER-TABLE MAY BE USED TO DESIGN PRISMATIC SECTIONS

9	ST HE140B	(DUTCH SECTIONS)			
		PASS	EC-5.5.4	0.418	36
		23.00 C	10.12	-0.04	1.03
10	ST HE140B	(DUTCH SECTIONS)			
		PASS	EC-5.5.4.LTB	0.610	36
		40.84 C	11.50	-6.36	1.03
12	ST HE180B	(DUTCH SECTIONS)			
		PASS	EC-eq(5.36)	0.704	41
		76.41 T	-28.36	-7.63	1.03
13	ST HE140B	(DUTCH SECTIONS)			
		PASS	EC-5.5.4.LTB	0.442	41
		12.65 C	-10.36	-1.35	1.03
14	ST IPE300	(DUTCH SECTIONS)			
		PASS	EC-5.5.4.LTB	0.498	36
		17.07 C	-5.99	-19.01	2.08
15	ST IPE300	(DUTCH SECTIONS)			
		PASS	EC-eq(5.36)	0.463	37
		152.58 T	2.33	-32.55	2.97
16	ST IPE300	(DUTCH SECTIONS)			
		PASS	EC-5.5.4	0.500	37
		69.65 C	7.70	0.00	0.00



ALL UNITS ARE - KN METE (UNLESS OTHERWISE NOTED)

MEMBER	TABLE	RESULT/ FX	CRITICAL COND/ MY	RATIO/ MZ	LOADING/ LOCATION
17	ST HE140A	(DUTCH SECTIONS)			
		PASS	EC-5.5.4.LTB	0.081	32
		2.24 C	1.21	-0.39	0.00
18	ST HE140A	(DUTCH SECTIONS)			
		PASS	EC-5.5.4.LTB	0.381	36
		3.86 C	1.67	-10.20	0.00
19	ST HE140A	(DUTCH SECTIONS)			
		PASS	EC-5.5.4.LTB	0.484	41
		3.18 C	-2.69	-11.93	0.00
20	ST HE140A	(DUTCH SECTIONS)			
		PASS	EC-5.5.4.LTB	0.172	34
		2.78 C	0.80	4.47	0.00
21	ST HE140A	(DUTCH SECTIONS)			
		PASS	EC-5.5.4.LTB	0.219	34
		0.83 C	2.85	-1.63	5.00
22	ST HE140A	(DUTCH SECTIONS)			
		PASS	EC-5.5.4.LTB	0.322	33
		1.21 C	-4.55	-1.80	5.00
23	ST HE140A	(DUTCH SECTIONS)			
		PASS	EC-5.5.4.LTB	0.361	37
		3.34 C	4.64	2.45	0.00

STAAD.Pro WARNING
DESIGN NOT PERFORMED WITH PRISMATIC PROPERTIES
USER-TABLE MAY BE USED TO DESIGN PRISMATIC SECTIONS

STAAD.Pro WARNING
DESIGN NOT PERFORMED WITH PRISMATIC PROPERTIES
USER-TABLE MAY BE USED TO DESIGN PRISMATIC SECTIONS

STAAD.Pro WARNING
DESIGN NOT PERFORMED WITH PRISMATIC PROPERTIES
USER-TABLE MAY BE USED TO DESIGN PRISMATIC SECTIONS

27	ST HE200A	(DUTCH SECTIONS)			
		PASS	EC-5.5.4.LTB	0.333	34
		4.78 C	-3.01	-19.59	2.50
28	ST IPE300	(DUTCH SECTIONS)			
		PASS	EC-5.5.4.LTB	0.465	34
		6.58 C	-9.89	-5.49	2.50
29	ST L90X9	(DUTCH SECTIONS)			
		PASS	EC-5.4.3 (T)	0.533	37
		176.56 T	0.00	0.00	0.00

the scale towards document
Image Engineering Scan Reference Chart TE263 Serial No. 380
Patch Reference numbers on UTT

ALL UNITS ARE - KN METE (UNLESS OTHERWISE NOTED)

MEMBER	TABLE	RESULT/ FX	CRITICAL COND/ MY	RATIO/ MZ	LOADING/ LOCATION
30	ST IPE300	(DUTCH SECTIONS)			
		PASS	EC-5.5.4.LTB	0.686	25
		1.37 C	0.00	-56.98	2.50
31	ST L90X9	(DUTCH SECTIONS)			
		PASS	EC-5.4.4 (C)	0.561	36
		171.75 C	0.00	0.00	0.00
32	ST IPE300	(DUTCH SECTIONS)			
		PASS	EC-5.5.4.LTB	0.524	25
		1.60 C	-0.01	-43.34	2.50
33	ST L90X9	(DUTCH SECTIONS)			
		PASS	EC-5.4.3 (T)	0.286	33
		94.65 T	0.00	0.00	0.00
34	ST IPE400	(DUTCH SECTIONS)			
		PASS	EC-5.5.4.LTB	0.319	33
		62.00 C	-5.92	-19.87	2.92
35	ST HE140A	(DUTCH SECTIONS)			
		PASS	EC-5.5.4.LTB	0.194	38
		4.90 C	2.75	-0.61	0.00
36	ST HE140A	(DUTCH SECTIONS)			
		PASS	EC-5.5.4.LTB	0.230	26
		0.56 C	-3.94	-0.28	5.00
37	ST HE500B	(DUTCH SECTIONS)			
		PASS	EC-5.5.4.LTB	0.168	33
		436.88 C	2.68	-60.10	0.00
38	ST HE500B	(DUTCH SECTIONS)			
		PASS	EC-5.5.4	0.187	36
		551.76 C	-5.20	-17.34	0.00
39	ST HE500B	(DUTCH SECTIONS)			
		PASS	EC-5.5.4.LTB	0.200	35
		605.28 C	-16.79	-6.52	0.00
40	ST HE140B	(DUTCH SECTIONS)			
		PASS	EC-5.5.4.LTB	0.544	30
		143.51 C	4.88	2.72	0.00
41	ST HE200A	(DUTCH SECTIONS)			
		PASS	EC-5.5.4.LTB	0.045	33
		22.75 C	0.13	1.55	2.50
42	ST HE200A	(DUTCH SECTIONS)			
		PASS	EC-5.5.4.LTB	0.045	33
		22.75 C	-0.13	-1.55	0.00
43	ST HE200A	(DUTCH SECTIONS)			
		PASS	EC-eq(5.36)	0.046	34
		27.87 T	-0.24	1.49	2.00
44	ST HE200A	(DUTCH SECTIONS)			
		PASS	EC-eq(5.36)	0.049	34
		27.87 T	0.39	-1.49	1.00

the scale towards document
Image Engineering Scan Reference Chart TE263 Serial No. 380

ALL UNITS ARE - KN METE (UNLESS OTHERWISE NOTED)

MEMBER	TABLE	RESULT/ FX	CRITICAL COND/ MY	RATIO/ MZ	LOADING/ LOCATION
45	ST HE200A	(DUTCH SECTIONS)			
		PASS	EC-eq(5.36)	0.048	34
		27.87 T	0.55	-0.99	0.00

STAAD.Pro WARNING
DESIGN NOT PERFORMED WITH PRISMATIC PROPERTIES
USER-TABLE MAY BE USED TO DESIGN PRISMATIC SECTIONS

STAAD.Pro WARNING
DESIGN NOT PERFORMED WITH PRISMATIC PROPERTIES
USER-TABLE MAY BE USED TO DESIGN PRISMATIC SECTIONS

48	ST HE500B	(DUTCH SECTIONS)			
		PASS	EC-5.5.4.LTB	0.162	33
		344.05 C	-14.60	-32.94	0.00
49	ST HE500B	(DUTCH SECTIONS)			
		PASS	EC-5.5.4	0.213	36
		389.12 C	-13.55	59.45	0.00
50	ST HE500B	(DUTCH SECTIONS)			
		PASS	EC-5.5.4.LTB	0.150	35
		307.50 C	12.17	48.08	1.17
51	ST HE140B	(DUTCH SECTIONS)			
		PASS	EC-5.5.4.LTB	0.354	33
		36.05 C	1.23	10.93	0.00
52	ST IPE400	(DUTCH SECTIONS)			
		PASS	EC-5.5.4.LTB	0.381	36
		150.76 C	-5.53	-16.04	2.08
53	ST IPE400	(DUTCH SECTIONS)			
		PASS	EC-5.5.4.LTB	0.212	32
		69.51 C	-1.75	-16.50	2.50
54	ST IPE300	(DUTCH SECTIONS)			
		PASS	EC-5.5.4.LTB	0.686	25
		1.03 C	-0.01	-56.98	2.50
55	ST HE500B	(DUTCH SECTIONS)			
		PASS	EC-5.5.4	0.177	33
		229.60 C	-32.93	14.60	1.23
56	ST HE140A	(DUTCH SECTIONS)			
		PASS	EC-5.5.4.LTB	0.375	33
		1.61 C	-1.23	10.98	0.00
57	ST L110X10	(DUTCH SECTIONS)			
		PASS	EC-5.4.4 (C)	0.478	37
		200.90 C	0.00	0.00	0.00
58	ST HE500B	(DUTCH SECTIONS)			
		PASS	EC-5.5.4	0.201	36
		360.98 C	13.54	-59.46	3.50

the scale towards document
Image Engineering Scan Reference Chart TE263 Serial No. 380
Patch Reference numbers on UTT

ALL UNITS ARE - KN METE (UNLESS OTHERWISE NOTED)

MEMBER	TABLE	RESULT/ FX	CRITICAL COND/ MY	RATIO/ MZ	LOADING/ LOCATION
59	ST HE500B	(DUTCH SECTIONS)			
		PASS	EC-5.5.4.LTB	0.095	35
		135.47 C	11.88	21.41	0.00
60	ST HE500B	(DUTCH SECTIONS)			
		PASS	EC-5.5.4.LTB	0.123	33
		226.02 C	-18.02	12.88	2.27
61	ST HE180A	(DUTCH SECTIONS)			
		PASS	EC-5.5.4.LTB	0.707	36
		139.34 C	-1.77	19.73	2.50
62	ST HE180A	(DUTCH SECTIONS)			
		PASS	EC-5.5.4.LTB	0.431	37
		12.24 C	-1.84	19.73	2.50
63	ST HE500B	(DUTCH SECTIONS)			
		PASS	EC-5.5.4.LTB	0.057	37
		158.96 C	-3.37	-9.39	3.50
64	ST L110X10	(DUTCH SECTIONS)			
		PASS	EC-5.4.4 (C)	0.348	37
		146.19 C	0.00	0.00	0.00
65	ST HE500B	(DUTCH SECTIONS)			
		PASS	EC-5.5.4	0.210	36
		225.87 C	-5.45	-124.80	0.00
66	ST HE500B	(DUTCH SECTIONS)			
		PASS	EC-5.5.4	0.036	31
		90.18 C	-4.26	-0.37	0.00
67	ST HE180A	(DUTCH SECTIONS)			
		PASS	EC-5.5.4.LTB	0.695	36
		105.51 C	-1.94	23.16	2.50
68	ST HE180A	(DUTCH SECTIONS)			
		PASS	EC-5.5.4.LTB	0.736	37
		7.61 C	-20.82	-5.80	2.50
69	ST HE500B	(DUTCH SECTIONS)			
		PASS	EC-5.5.4.LTB	0.024	32
		33.89 C	-0.45	-13.01	4.91
70	ST L110X10	(DUTCH SECTIONS)			
		PASS	EC-5.4.4 (C)	0.364	37
		152.92 C	0.00	0.00	0.00
71	ST HE500B	(DUTCH SECTIONS)			
		PASS	EC-5.5.4.LTB	0.168	36
		134.85 C	-0.18	124.81	4.91
72	ST HE500B	(DUTCH SECTIONS)			
		PASS	EC-5.5.4.LTB	0.021	30
		39.22 C	-2.64	-1.09	4.91
73	ST IPE400	(DUTCH SECTIONS)			
		PASS	EC-eq(5.36)	0.222	37
		63.83 T	-5.09	22.93	3.35

the scale towards document
Image Engineering Scan Reference Chart TE263 Serial No. 380
Patch Reference numbers on UTT

ALL UNITS ARE - KN METE (UNLESS OTHERWISE NOTED)

MEMBER	TABLE	RESULT/ FX	CRITICAL COND/ MY	RATIO/ MZ	LOADING/ LOCATION
74	ST IPE400	(DUTCH SECTIONS)			
		PASS	EC-eq(5.36)	0.233	37
		66.22 T	5.59	-22.81	0.00
75	ST IPE400	(DUTCH SECTIONS)			
		PASS	EC-5.5.4.LTB	0.218	30
		8.66 C	5.30	28.14	1.65
76	ST IPE400	(DUTCH SECTIONS)			
		PASS	EC-5.5.4.LTB	0.240	30
		8.92 C	-5.59	-28.13	0.00
77	ST HE500B	(DUTCH SECTIONS)			
		PASS	EC-5.5.4	0.015	28
		5.65 C	-2.08	-6.11	0.00
78	ST HE500B	(DUTCH SECTIONS)			
		PASS	EC-5.5.4	0.013	37
		6.16 C	-2.09	-4.82	0.00
79	ST HE500B	(DUTCH SECTIONS)			
		PASS	EC-5.5.4	0.012	32
		6.47 C	1.83	4.42	0.00
80	ST HE140A	(DUTCH SECTIONS)			
		PASS	EC-5.5.4.LTB	0.132	26
		0.71 C	-0.68	-2.58	2.50
81	ST HE140A	(DUTCH SECTIONS)			
		PASS	EC-5.5.4	0.155	37
		2.93 C	2.60	0.00	0.00
82	ST UPN200	(DUTCH SECTIONS)			
		PASS	EC-eq(5.36)	0.128	36
		12.03 T	-0.50	3.29	0.25
83	ST UPN200	(DUTCH SECTIONS)			
		PASS	EC-eq(5.36)	0.127	37
		17.19 T	0.40	3.28	0.25
84	ST HE200A	(DUTCH SECTIONS)			
		PASS	EC-5.4.6-(Y)	0.092	33
		0.45 T	0.00	0.00	0.00
85	ST HE120A	(DUTCH SECTIONS)			
		PASS	EC-5.5.4.LTB	0.299	31
		2.07 C	0.01	-7.27	0.00
86	ST HE120A	(DUTCH SECTIONS)			
		PASS	EC-5.5.4.LTB	0.299	31
		2.05 C	-0.01	-7.26	0.00
87	ST HE120A	(DUTCH SECTIONS)			
		PASS	EC-5.5.4.LTB	0.142	32
		2.29 C	-0.18	-2.57	3.30
88	ST HE120A	(DUTCH SECTIONS)			
		PASS	EC-5.5.4	0.093	36
		25.41 C	0.21	0.00	2.50



ALL UNITS ARE - KN METE (UNLESS OTHERWISE NOTED)

MEMBER	TABLE	RESULT/ FX	CRITICAL COND/ MY	RATIO/ MZ	LOADING/ LOCATION
89	ST UPN200	(DUTCH SECTIONS)			
		PASS	EC-eq(5.36)	0.179	34
		4.57 T	-1.58	-1.62	0.00
90	ST UPN200	(DUTCH SECTIONS)			
		PASS	EC-eq(5.36)	0.176	34
		8.23 T	-0.14	-7.45	0.00
91	ST UPN200	(DUTCH SECTIONS)			
		PASS	EC-eq(5.36)	0.193	34
		7.51 T	0.34	7.45	1.27
92	ST HE180A	(DUTCH SECTIONS)			
		PASS	EC-eq(5.36)	0.436	35
		18.43 T	-12.63	-2.65	0.00
93	ST HE120A	(DUTCH SECTIONS)			
		PASS	EC-5.5.4	0.128	34
		1.66 C	1.58	0.00	0.00
94	ST UPN240	(DUTCH SECTIONS)			
		PASS	EC-eq(5.36)	0.535	36
		1.03 T	4.34	21.51	1.00
95	ST HE200A	(DUTCH SECTIONS)			
		PASS	EC-eq(5.36)	0.455	36
		2.70 T	-16.05	7.76	1.00
96	ST UPN200	(DUTCH SECTIONS)			
		PASS	EC-5.5.4.LTB	0.034	36
		1.44 C	-0.32	0.12	0.00
97	ST UPN200	(DUTCH SECTIONS)			
		PASS	EC-eq(5.36)	0.218	37
		24.45 T	-0.09	8.58	1.43
98	ST UPN200	(DUTCH SECTIONS)			
		PASS	EC-5.5.4.LTB	0.217	30
		11.52 C	-0.07	8.38	1.43
99	ST HE200A	(DUTCH SECTIONS)			
		PASS	EC-5.5.4.LTB	0.115	38
		104.77 C	0.37	-1.44	0.12
100	ST UPN200	(DUTCH SECTIONS)			
		PASS	EC-5.5.4.LTB	0.407	34
		21.79 C	-1.57	-10.98	0.00
101	ST UPN200	(DUTCH SECTIONS)			
		PASS	EC-5.5.4.LTB	0.328	36
		28.27 C	0.03	11.89	1.45
102	ST UPN200	(DUTCH SECTIONS)			
		PASS	EC-eq(5.36)	0.293	33
		19.90 T	0.14	12.32	1.27
103	ST HE120A	(DUTCH SECTIONS)			
		PASS	EC-5.5.4	0.009	34
		3.32 C	0.00	-0.07	0.20

the scale towards document
Image Engineering Scan Reference Chart TE263 Serial No. 380
Patch Reference numbers on UTT

ALL UNITS ARE - KN METE (UNLESS OTHERWISE NOTED)

MEMBER	TABLE	RESULT/ FX	CRITICAL COND/ MY	RATIO/ MZ	LOADING/ LOCATION
104	ST UPN240	(DUTCH SECTIONS)			
		PASS	EC-eq(5.36)	0.618	36
		0.34 T	-5.12	24.36	0.48
105	ST L90X9	(DUTCH SECTIONS)			
		PASS	EC-5.4.4 (C)	0.834	37
		66.05 C	0.00	0.00	0.00
106	ST L90X9	(DUTCH SECTIONS)			
		PASS	EC-5.4.4 (C)	0.200	40
		61.27 C	0.00	0.00	0.00
107	ST HE120A	(DUTCH SECTIONS)			
		PASS	EC-5.5.4.LTB	0.129	35
		8.35 C	-0.05	2.17	0.00
108	ST HE120A	(DUTCH SECTIONS)			
		PASS	EC-5.5.4.LTB	0.129	35
		8.38 C	-0.05	2.16	0.00
109	ST UPN200	(DUTCH SECTIONS)			
		PASS	EC-5.5.2 LTB	0.811	36
		33.82 T	0.06	21.27	3.73
110	ST UPN200	(DUTCH SECTIONS)			
		PASS	EC-eq(5.36)	0.482	36
		25.96 T	0.11	-21.27	0.00
111	ST HE120A	(DUTCH SECTIONS)			
		PASS	EC-5.4.5.1	0.062	34
		0.32 C	-0.78	0.00	0.00
112	ST UPN240	(DUTCH SECTIONS)			
		PASS	EC-5.5.4.LTB	0.527	36
		1.82 C	3.29	-24.32	0.00
113	ST UPN200	(DUTCH SECTIONS)			
		PASS	EC-eq(5.36)	0.241	37
		24.45 T	-0.08	9.73	1.42
114	ST UPN200	(DUTCH SECTIONS)			
		PASS	EC-eq(5.36)	0.235	36
		18.81 T	0.10	9.72	1.42
115	ST HE200A	(DUTCH SECTIONS)			
		PASS	EC-eq(5.36)	0.467	32
		7.77 T	7.46	26.53	1.76
116	ST KK100X4	(DUTCH SECTIONS)			
		PASS	EC-5.4.4 (C)	0.605	30
		193.14 C	0.00	0.00	0.00
117	ST HE180A	(DUTCH SECTIONS)			
		PASS	EC-5.5.4.LTB	0.621	34
		107.77 C	-5.24	9.89	2.50
118	ST IPE400	(DUTCH SECTIONS)			
		PASS	EC-eq(5.36)	0.146	34
		47.99 T	-4.95	-5.17	2.85

the scale towards document
Image Engineering Scan Reference Chart TE263 Serial No. 380

ALL UNITS ARE - KN METE (UNLESS OTHERWISE NOTED)

MEMBER	TABLE	RESULT/ FX	CRITICAL COND/ MY	RATIO/ MZ	LOADING/ LOCATION
119	ST L90X9	(DUTCH SECTIONS)			
		PASS	EC-5.4.4 (C)	0.391	34
		119.72 C	0.00	0.00	0.00
120	ST IPE400	(DUTCH SECTIONS)			
		PASS	EC-5.5.4	0.377	33
		120.03 C	-8.67	0.00	5.00
121	ST HE140A	(DUTCH SECTIONS)			
		PASS	EC-5.5.4.LTB	0.253	30
		0.98 C	3.91	0.89	0.00
122	ST L110X10	(DUTCH SECTIONS)			
		PASS	EC-5.4.4 (C)	0.217	31
		91.02 C	0.00	0.00	0.00
123	ST L110X10	(DUTCH SECTIONS)			
		PASS	EC-5.4.4 (C)	0.265	35
		111.36 C	0.00	0.00	0.00
124	ST HE180A	(DUTCH SECTIONS)			
		PASS	EC-5.5.4.LTB	0.666	34
		61.26 C	-5.24	19.59	2.50
125	ST HE180A	(DUTCH SECTIONS)			
		PASS	EC-5.5.4.LTB	0.545	34
		60.32 C	-1.77	-19.59	2.50
126	ST L110X10	(DUTCH SECTIONS)			
		PASS	EC-5.4.4 (C)	0.148	31
		62.24 C	0.00	0.00	0.00
127	ST L110X10	(DUTCH SECTIONS)			
		PASS	EC-5.4.4 (C)	0.153	31
		64.26 C	0.00	0.00	0.00
128	ST HE180A	(DUTCH SECTIONS)			
		PASS	EC-5.5.4.LTB	0.622	34
		14.07 C	-5.80	23.16	2.50
129	ST HE180A	(DUTCH SECTIONS)			
		PASS	EC-5.5.4.LTB	0.585	34
		48.39 C	-1.96	-23.16	2.50
130	ST L110X10	(DUTCH SECTIONS)			
		PASS	EC-5.4.4 (C)	0.149	31
		62.63 C	0.00	0.00	0.00
131	ST IPE400	(DUTCH SECTIONS)			
		PASS	EC-5.5.4.LTB	0.398	32
		29.62 C	15.42	-5.25	2.50
132	ST IPE400	(DUTCH SECTIONS)			
		PASS	EC-5.5.4.LTB	0.055	30
		30.33 C	0.04	-2.43	2.50
133	ST IPE400	(DUTCH SECTIONS)			
		PASS	EC-5.5.4	0.316	34
		28.97 C	-12.92	0.00	0.00



ALL UNITS ARE - KN METE (UNLESS OTHERWISE NOTED)

MEMBER	TABLE	RESULT/ FX	CRITICAL COND/ MY	RATIO/ MZ	LOADING/ LOCATION
134 ST	HE140A	(DUTCH SECTIONS)			
		PASS	EC-5.5.4.LTB	0.187	30
		5.45 C	-2.03	1.27	2.50
135 ST	HE140A	(DUTCH SECTIONS)			
		PASS	EC-5.5.4.LTB	0.153	34
		5.08 C	-0.68	-2.58	2.50
136 ST	UPN200	(DUTCH SECTIONS)			
		PASS	EC-5.5.2 LTB	0.311	33
		5.01 T	0.06	-8.15	2.80
137 ST	HE120A	(DUTCH SECTIONS)			
		PASS	EC-5.5.4.LTB	0.086	36
		24.77 C	0.10	0.08	2.50
138 ST	UPN200	(DUTCH SECTIONS)			
		PASS	EC-eq(5.36)	0.211	37
		2.69 T	0.72	-7.05	0.00
139 ST	HE180A	(DUTCH SECTIONS)			
		PASS	EC-5.5.4.LTB	0.417	34
		17.97 C	-2.01	19.51	2.67
140 ST	KK80X4	(DUTCH SECTIONS)			
		PASS	EC-5.5.4.LTB	0.158	32
		2.71 C	-0.14	-0.84	3.30
141 ST	HE120A	(DUTCH SECTIONS)			
		PASS	EC-5.5.4.LTB	0.388	30
		1.32 C	-0.10	9.35	0.00
142 ST	HE120A	(DUTCH SECTIONS)			
		PASS	EC-5.5.4.LTB	0.392	34
		1.36 C	0.11	9.40	0.00
143 ST	HE120A	(DUTCH SECTIONS)			
		PASS	EC-5.5.4.LTB	0.107	32
		2.48 C	-0.18	-1.80	3.30
144 ST	HE200A	(DUTCH SECTIONS)			
		PASS	EC-eq(5.36)	0.582	34
		1.16 T	14.65	22.47	1.98
145 ST	HE200A	(DUTCH SECTIONS)			
		PASS	EC-5.5.4.LTB	0.136	38
		104.77 C	-0.37	1.43	2.50
146 ST	L90X9	(DUTCH SECTIONS)			
		PASS	EC-5.4.3 (T)	0.064	35
		21.14 T	0.00	0.00	0.00
147 ST	UPN200	(DUTCH SECTIONS)			
		PASS	EC-5.5.2 LTB	0.456	23
		0.05 C	0.00	-17.52	0.00
148 ST	L90X9	(DUTCH SECTIONS)			
		PASS	EC-5.4.4 (C)	0.141	32
		43.19 C	0.00	0.00	0.00

the scale towards document
C1 B1 A1 C2 B2 A2 B5 A5 20 18 17 16 11
10 09 03 02 01 C7 B7 A7 C8 B8 A8 C9 B9
Image Engineering Scan Reference Chart TE263 Serial No. 380
Patch Reference numbers on UTT

ALL UNITS ARE - KN METE (UNLESS OTHERWISE NOTED)

MEMBER	TABLE	RESULT/ FX	CRITICAL COND/ MY	RATIO/ MZ	LOADING/ LOCATION
149	ST L90X9	(DUTCH SECTIONS)			
		PASS	EC-5.4.4 (C)	0.117	37
		35.94 C	0.00	0.00	0.00
150	ST UPN200	(DUTCH SECTIONS)			
		PASS	EC-5.5.2 LTB	0.462	34
		2.83 T	-0.07	-17.76	0.00
151	ST L90X9	(DUTCH SECTIONS)			
		PASS	EC-5.4.4 (C)	0.135	30
		14.00 C	0.00	0.00	0.00
152	ST HE500B	(DUTCH SECTIONS)			
		PASS	EC-5.5.4	0.287	34
		189.48 C	5.69	-218.62	0.00
153	ST HE500B	(DUTCH SECTIONS)			
		PASS	EC-5.5.4	0.141	34
		349.80 C	5.33	26.29	0.00
154	ST HE140B	(DUTCH SECTIONS)			
		PASS	EC-5.5.4.LTB	0.621	35
		172.70 C	-1.69	-9.35	0.00

STAAD.Pro WARNING
DESIGN NOT PERFORMED WITH PRISMATIC PROPERTIES
USER-TABLE MAY BE USED TO DESIGN PRISMATIC SECTIONS

STAAD.Pro WARNING
DESIGN NOT PERFORMED WITH PRISMATIC PROPERTIES
USER-TABLE MAY BE USED TO DESIGN PRISMATIC SECTIONS

157	ST HE500B	(DUTCH SECTIONS)			
		PASS	EC-5.5.4	0.412	34
		173.40 C	8.68	-327.49	0.00
158	ST HE500B	(DUTCH SECTIONS)			
		PASS	EC-5.5.4	0.096	34
		208.43 C	7.17	-14.01	0.00
159	ST HE140B	(DUTCH SECTIONS)			
		PASS	EC-5.5.4.LTB	0.350	34
		36.33 C	-1.63	-9.99	0.00
160	ST IPE300	(DUTCH SECTIONS)			
		PASS	EC-5.5.2 LTB	0.682	25
		0.21 T	0.06	-56.98	2.50
161	ST HE140A	(DUTCH SECTIONS)			
		PASS	EC-5.5.4.LTB	0.370	34
		1.89 C	1.62	-9.99	0.00
162	ST HE500B	(DUTCH SECTIONS)			
		PASS	EC-5.5.4	0.415	34
		157.30 C	-0.12	-361.29	0.00

the scale towards document
Image Engineering Scan Reference Chart TE263 Serial No. 380
Patch Reference numbers on UTI

ALL UNITS ARE - KN METE (UNLESS OTHERWISE NOTED)

MEMBER	TABLE	RESULT/ FX	CRITICAL COND/ MY	RATIO/ MZ	LOADING/ LOCATION
163 ST	HE500B	(DUTCH SECTIONS)			
		PASS	EC-5.5.4	0.175	34
		200.28 C	-0.98	-119.45	3.50
164 ST	HE500B	(DUTCH SECTIONS)			
		PASS	EC-5.5.4.LTB	0.394	34
		104.18 C	0.12	361.30	3.50
165 ST	HE500B	(DUTCH SECTIONS)			
		PASS	EC-5.5.4	0.191	34
		132.79 C	2.67	143.25	0.00
166 ST	HE500B	(DUTCH SECTIONS)			
		PASS	EC-5.5.4.LTB	0.321	34
		54.22 C	0.60	285.43	4.91
167 ST	HE500B	(DUTCH SECTIONS)			
		PASS	EC-5.5.4.LTB	0.185	33
		66.06 C	0.15	156.91	4.91
168 ST	IPE500	(DUTCH SECTIONS)			
		PASS	EC-5.5.2 LTB	0.574	25
		0.72 C	0.05	234.72	3.35
169 ST	IPE500	(DUTCH SECTIONS)			
		PASS	EC-5.5.2 LTB	0.566	25
		0.85 C	0.12	-257.12	1.51
170 ST	IPE500	(DUTCH SECTIONS)			
		PASS	EC-5.5.2 LTB	0.565	25
		0.47 C	0.12	-256.83	0.00
171 ST	IPE500	(DUTCH SECTIONS)			
		PASS	EC-5.5.2 LTB	0.554	25
		0.56 C	-0.06	-226.53	0.00
172 ST	HE500B	(DUTCH SECTIONS)			
		PASS	EC-5.5.4	0.013	36
		5.97 C	-0.97	-8.03	0.00
173 ST	HE500B	(DUTCH SECTIONS)			
		PASS	EC-5.5.4	0.010	26
		5.87 C	1.07	-5.10	0.00
174 ST	IPE400	(DUTCH SECTIONS)			
		PASS	EC-eq(5.36)	0.201	33
		104.28 T	4.86	12.22	0.00
175 ST	HE120A	(DUTCH SECTIONS)			
		PASS	EC-5.5.4	0.659	33
		58.25 C	-6.52	0.40	1.75
176 ST	HE120A	(DUTCH SECTIONS)			
		PASS	EC-eq(5.36)	0.555	41
		26.75 T	-6.35	0.05	1.75
177 ST	UPN200	(DUTCH SECTIONS)			
		PASS	EC-5.4.5.1	0.199	33
		0.00	0.00	9.75	0.00



ALL UNITS ARE - KN METE (UNLESS OTHERWISE NOTED)

MEMBER	TABLE	RESULT/ FX	CRITICAL COND/ MY	RATIO/ MZ	LOADING/ LOCATION
178	ST HE120A	(DUTCH SECTIONS)			
		PASS	EC-5.5.4	0.364	33
		36.05 C	-3.28	0.80	1.75
179	ST HE120A	(DUTCH SECTIONS)			
		PASS	EC-5.5.4	0.284	36
		40.09 C	2.50	0.05	0.00
180	ST UPN200	(DUTCH SECTIONS)			
		PASS	EC-5.4.8.1	0.161	33
		0.01 C	0.36	6.35	0.90
181	ST HE120A	(DUTCH SECTIONS)			
		PASS	EC-5.5.4	0.322	33
		22.37 C	-3.08	-0.80	0.00
182	ST HE120A	(DUTCH SECTIONS)			
		PASS	EC-5.5.4	0.292	33
		21.10 C	-3.07	-0.14	0.00
183	ST UPN200	(DUTCH SECTIONS)			
		PASS	EC-5.4.8.1	0.126	33
		0.17 C	0.00	6.14	0.90
184	ST HE120A	(DUTCH SECTIONS)			
		PASS	EC-5.5.4.LTB	0.263	33
		8.34 C	-2.90	-0.39	0.00
185	ST HE120A	(DUTCH SECTIONS)			
		PASS	EC-5.5.4	0.333	33
		33.64 C	-3.36	0.00	1.75
186	ST UPN200	(DUTCH SECTIONS)			
		PASS	EC-eq(5.36)	0.253	34
		0.25 T	-2.09	-3.40	0.90
187	ST UPN160	(DUTCH SECTIONS)			
		PASS	EC-eq(5.36)	0.731	34
		3.07 T	-5.25	-0.06	0.10
188	ST UPN200	(DUTCH SECTIONS)			
		PASS	EC-eq(5.36)	0.088	31
		0.23 T	-0.01	4.29	0.88
189	ST UPN200	(DUTCH SECTIONS)			
		PASS	EC-5.5.4.LTB	0.285	30
		16.37 C	0.04	-11.94	0.88
190	ST IPE400	(DUTCH SECTIONS)			
		PASS	EC-eq(5.36)	0.067	36
		92.66 T	0.35	2.43	2.50
191	ST UPN160	(DUTCH SECTIONS)			
		PASS	EC-5.4.8.1	0.089	33
		0.07 C	-0.49	0.64	0.90
192	ST UPN200	(DUTCH SECTIONS)			
		PASS	EC-5.5.2 LTB	0.220	33
		1.23 T	-0.24	6.56	0.00

the scale towards document
Image Engineering Scan Reference Chart TE263 Serial No. 380
Patch Reference numbers on UTT

ALL UNITS ARE - KN METE (UNLESS OTHERWISE NOTED)

MEMBER	TABLE	RESULT/ FX	CRITICAL COND/ MY	RATIO/ MZ	LOADING/ LOCATION
193 ST	UPN200	(DUTCH SECTIONS)			
		PASS	EC-5.5.4.LTB	0.091	33
		0.70 C	-0.31	2.27	0.00
194 ST	HE180A	(DUTCH SECTIONS)			
		PASS	EC-5.5.4.LTB	0.441	34
		19.16 C	-1.89	19.56	2.39
195 ST	HE180A	(DUTCH SECTIONS)			
		PASS	EC-5.5.4.LTB	0.703	34
		102.44 C	-5.23	16.89	2.39
196 ST	HE180A	(DUTCH SECTIONS)			
		PASS	EC-5.5.4.LTB	0.518	35
		7.09 C	-5.23	19.70	2.39
197 ST	HE180A	(DUTCH SECTIONS)			
		PASS	EC-5.5.4.LTB	0.641	35
		25.44 C	-5.80	23.11	2.39
198 ST	IPE400	(DUTCH SECTIONS)			
		PASS	EC-5.5.4.LTB	0.423	32
		49.09 C	15.33	-5.23	2.39
199 ST	KK100X4	(DUTCH SECTIONS)			
		PASS	EC-5.4.3 (T)	0.932	35
		297.38 T	0.00	0.00	6.10
200 ST	HE200A	(DUTCH SECTIONS)			
		PASS	EC-5.5.4.LTB	0.165	35
		19.56 C	-0.43	-9.29	5.00
201 ST	HE200A	(DUTCH SECTIONS)			
		PASS	EC-eq(5.36)	0.289	34
		2.26 T	-3.45	-19.05	2.92
202 ST	L90X9	(DUTCH SECTIONS)			
		PASS	EC-5.4.4 (C)	0.091	33
		27.76 C	0.00	0.00	0.00
203 ST	IPE400	(DUTCH SECTIONS)			
		PASS	EC-5.5.4.LTB	0.325	33
		100.26 C	-3.56	-20.43	2.50
204 ST	HE140A	(DUTCH SECTIONS)			
		PASS	EC-5.5.4.LTB	0.213	37
		0.41 C	-3.34	0.75	0.00
205 ST	HE180A	(DUTCH SECTIONS)			
		PASS	EC-5.5.4.LTB	0.448	35
		19.42 C	-1.72	-19.73	2.50
206 ST	HE180A	(DUTCH SECTIONS)			
		PASS	EC-5.5.2 LTB	0.410	33
		6.33 T	-1.94	23.16	2.50
207 ST	L110X10	(DUTCH SECTIONS)			
		PASS	EC-5.4.3 (T)	0.076	39
		34.50 T	0.00	0.00	0.00



ALL UNITS ARE - KN METE (UNLESS OTHERWISE NOTED)

MEMBER	TABLE	RESULT/ FX	CRITICAL COND/ MY	RATIO/ MZ	LOADING/ LOCATION
208 ST	L110X10	(DUTCH SECTIONS)			
		PASS	EC-5.4.4 (C)	0.074	39
		31.08 C	0.00	0.00	0.00
209 ST	L110X10	(DUTCH SECTIONS)			
		PASS	EC-5.4.3 (T)	0.114	36
		51.84 T	0.00	0.00	0.00
210 ST	L110X10	(DUTCH SECTIONS)			
		PASS	EC-5.4.4 (C)	0.453	36
		32.80 C	0.00	0.00	0.00
211 ST	IPE400	(DUTCH SECTIONS)			
		PASS	EC-5.5.4	0.258	34
		17.09 C	11.15	0.00	5.00
212 ST	HE140A	(DUTCH SECTIONS)			
		PASS	EC-5.5.4.LTB	0.200	28
		0.49 C	-2.03	-2.44	2.50
213 ST	HE140A	(DUTCH SECTIONS)			
		PASS	EC-5.5.4.LTB	0.145	26
		3.48 C	-0.67	-2.58	2.50
214 ST	UPN200	(DUTCH SECTIONS)			
		PASS	EC-5.5.2 LTB	0.220	31
		0.82 T	-0.07	-5.38	1.38
215 ST	UPN200	(DUTCH SECTIONS)			
		PASS	EC-5.5.4.LTB	0.523	30
		21.10 C	0.03	11.92	0.00
216 ST	IPE400	(DUTCH SECTIONS)			
		PASS	EC-5.5.4.LTB	0.322	35
		135.56 C	3.97	-15.50	2.60
217 ST	HE120A	(DUTCH SECTIONS)			
		PASS	EC-5.5.4	0.388	33
		46.92 C	-3.53	0.00	1.75
218 ST	HE120A	(DUTCH SECTIONS)			
		PASS	EC-eq(5.36)	0.291	41
		7.33 T	-3.49	0.00	1.75
219 ST	UPN200	(DUTCH SECTIONS)			
		PASS	EC-5.4.5.1	0.144	33
		0.00	0.00	7.06	0.00
220 ST	HE120A	(DUTCH SECTIONS)			
		PASS	EC-5.5.4	0.352	33
		31.10 C	-3.53	0.00	0.00
221 ST	HE120A	(DUTCH SECTIONS)			
		PASS	EC-5.5.4	0.325	33
		19.77 C	-3.53	0.00	0.00
222 ST	UPN200	(DUTCH SECTIONS)			
		PASS	EC-eq(5.36)	0.111	33
		0.32 T	1.09	0.76	0.00



ALL UNITS ARE - KN METE (UNLESS OTHERWISE NOTED)

MEMBER	TABLE	RESULT/ FX	CRITICAL COND/ MY	RATIO/ MZ	LOADING/ LOCATION
223	ST IPE400	(DUTCH SECTIONS)			
		PASS	EC-eq(5.36)	0.081	36
		92.66 T	1.45	0.00	2.50
224	ST UPN200	(DUTCH SECTIONS)			
		PASS	EC-eq(5.36)	0.409	33
		1.71 T	-1.65	-12.81	0.00
225	ST UPN200	(DUTCH SECTIONS)			
		PASS	EC-5.5.4.LTB	0.174	33
		8.55 C	-1.00	-3.12	0.00
226	ST HE180A	(DUTCH SECTIONS)			
		PASS	EC-5.5.4	0.244	30
		28.83 C	7.21	0.00	0.00
227	ST HE180A	(DUTCH SECTIONS)			
		PASS	EC-5.5.4.LTB	0.176	30
		119.80 C	0.88	-1.88	0.22
228	ST HE180A	(DUTCH SECTIONS)			
		PASS	EC-eq(5.36)	0.092	37
		33.42 T	0.88	-2.14	0.22
229	ST IPE400	(DUTCH SECTIONS)			
		PASS	EC-eq(5.36)	0.101	34
		31.96 T	3.90	0.99	0.22
230	ST IPE400	(DUTCH SECTIONS)			
		PASS	EC-5.5.4	0.080	32
		49.09 C	-2.48	0.86	0.22
231	ST HE160A	(DUTCH SECTIONS)			
		PASS	EC-5.5.4.LTB	0.498	33
		263.68 C	-0.17	-6.16	0.00
232	ST L60X6	(DUTCH SECTIONS)			
		PASS	EC-5.4.3 (T)	0.812	32
		119.87 T	0.00	0.00	0.00
233	ST HE160A	(DUTCH SECTIONS)			
		PASS	EC-5.5.4	0.623	32
		336.84 C	-4.51	0.00	1.75
234	ST HE500B	(DUTCH SECTIONS)			
		PASS	EC-5.5.4	0.167	35
		377.30 C	-12.03	-21.15	0.00
235	ST UPN240	(DUTCH SECTIONS)			
		PASS	EC-eq(5.36)	0.217	34
		51.21 T	-1.31	-6.45	1.00
236	ST UPN240	(DUTCH SECTIONS)			
		PASS	EC-eq(5.36)	0.297	34
		52.54 T	2.33	-7.86	0.20
237	ST UPN240	(DUTCH SECTIONS)			
		PASS	EC-eq(5.36)	0.237	34
		53.52 T	-1.28	7.85	0.00



ALL UNITS ARE - KN METE (UNLESS OTHERWISE NOTED)

MEMBER	TABLE	RESULT/ FX	CRITICAL COND/ MY	RATIO/ MZ	LOADING/ LOCATION
238	ST HE180A	(DUTCH SECTIONS)			
		PASS	EC-5.4.6-(Z)	0.104	34
		17.59 C	-2.46	0.00	0.00
239	ST HE500B	(DUTCH SECTIONS)			
		PASS	EC-5.5.4	0.170	35
		435.46 C	-3.36	38.42	0.00
240	ST HE140B	(DUTCH SECTIONS)			
		PASS	EC-5.5.4.LTB	0.663	35
		199.29 C	-4.77	3.13	0.00
241	ST HE160A	(DUTCH SECTIONS)			
		PASS	EC-5.5.4.LTB	0.366	32
		256.95 C	0.10	0.15	1.75
242	ST HE500B	(DUTCH SECTIONS)			
		PASS	EC-5.5.4	0.209	35
		373.42 C	15.11	-52.30	0.00
243	ST HE160A	(DUTCH SECTIONS)			
		PASS	EC-5.5.4.LTB	0.562	33
		204.49 C	0.18	6.06	3.50
244	ST L60X6	(DUTCH SECTIONS)			
		PASS	EC-5.4.3 (T)	0.886	40
		130.86 T	0.00	0.00	4.13
245	ST UPN200	(DUTCH SECTIONS)			
		PASS	EC-5.5.4.LTB	0.458	41
		4.01 C	0.73	18.32	0.90
* 246	ST UPN160	(DUTCH SECTIONS)			
		FAIL	EC-5.5.4.LTB	1.032	33
		7.96 C	2.53	-19.75	0.00

STAAD.Pro WARNING
DESIGN NOT PERFORMED WITH PRISMATIC PROPERTIES
USER-TABLE MAY BE USED TO DESIGN PRISMATIC SECTIONS

248	ST HE160A	(DUTCH SECTIONS)			
		PASS	EC-5.5.4.LTB	0.370	32
		255.69 C	0.23	0.15	0.00
249	ST HE500B	(DUTCH SECTIONS)			
		PASS	EC-5.5.4	0.173	35
		261.88 C	-15.26	45.89	1.75
250	ST UPN240	(DUTCH SECTIONS)			
		PASS	EC-5.5.4.LTB	0.198	32
		47.58 C	-0.24	8.62	1.00
251	ST UPN240	(DUTCH SECTIONS)			
		PASS	EC-eq(5.36)	0.242	34
		27.96 T	3.12	2.17	0.00
252	ST UPN240	(DUTCH SECTIONS)			
		PASS	EC-eq(5.36)	0.236	31
		8.05 T	1.39	-11.21	0.00

the scale towards document
Image Engineering Scan Reference Chart TE263 Serial No. 380

ALL UNITS ARE - KN METE (UNLESS OTHERWISE NOTED)

MEMBER	TABLE	RESULT/ FX	CRITICAL COND/ MY	RATIO/ MZ	LOADING/ LOCATION
253	ST HE180A	(DUTCH SECTIONS)			
		PASS	EC-5.4.6-(Z)	0.090	30
		8.13 C	-2.29	0.00	0.00
254	ST HE500B	(DUTCH SECTIONS)			
		PASS	EC-5.5.4	0.119	35
		261.71 C	-10.45	-10.17	0.00
255	ST HE140B	(DUTCH SECTIONS)			
		PASS	EC-5.5.4.LTB	0.320	31
		36.30 C	0.59	-10.38	0.00
256	ST HE160A	(DUTCH SECTIONS)			
		PASS	EC-5.5.4	0.240	36
		161.18 C	-0.29	-0.15	1.75
257	ST HE500B	(DUTCH SECTIONS)			
		PASS	EC-5.5.4	0.138	35
		254.14 C	10.29	-30.20	0.00
258	ST HE160A	(DUTCH SECTIONS)			
		PASS	EC-5.5.4.LTB	0.335	33
		148.94 C	0.42	0.35	3.50
259	ST L50X5	(DUTCH SECTIONS)			
		PASS	EC-5.4.3 (T)	0.869	40
		89.12 T	0.00	0.00	4.13
260	ST IPE300	(DUTCH SECTIONS)			
		PASS	EC-5.5.2 LTB	0.682	25
		0.78 T	-0.03	-56.98	2.50
261	ST HE140A	(DUTCH SECTIONS)			
		PASS	EC-5.5.4.LTB	0.324	31
		1.86 C	-0.58	-10.41	0.00
262	ST HE160A	(DUTCH SECTIONS)			
		PASS	EC-5.5.4.LTB	0.229	36
		159.93 C	-0.11	-0.06	0.00
263	ST HE500B	(DUTCH SECTIONS)			
		PASS	EC-5.5.4	0.120	35
		194.98 C	-10.05	30.20	1.75
264	ST UPN240	(DUTCH SECTIONS)			
		PASS	EC-5.5.4.LTB	0.208	32
		27.25 C	-0.53	-10.31	0.00
265	ST UPN240	(DUTCH SECTIONS)			
		PASS	EC-5.5.4.LTB	0.236	32
		28.61 C	-1.17	-10.32	0.00
266	ST UPN240	(DUTCH SECTIONS)			
		PASS	EC-5.5.4.LTB	0.210	32
		29.44 C	0.52	10.30	1.00
267	ST HE180A	(DUTCH SECTIONS)			
		PASS	EC-5.5.4	0.066	34
		18.07 C	-1.60	0.00	0.00



ALL UNITS ARE - KN METE (UNLESS OTHERWISE NOTED)

MEMBER	TABLE	RESULT/ FX	CRITICAL COND/ MY	RATIO/ MZ	LOADING/ LOCATION
268	ST HE500B	(DUTCH SECTIONS)			
		PASS	EC-5.5.4	0.183	33
		119.84 C	-0.80	149.17	3.50
269	ST HE160A	(DUTCH SECTIONS)			
		PASS	EC-5.5.4.LTB	0.209	35
		139.50 C	0.51	-0.43	0.00
270	ST HE500B	(DUTCH SECTIONS)			
		PASS	EC-5.5.4	0.153	35
		187.24 C	22.02	-22.78	0.00
271	ST HE160A	(DUTCH SECTIONS)			
		PASS	EC-5.5.4.LTB	0.212	33
		98.61 C	0.07	0.15	3.50
272	ST L50X5	(DUTCH SECTIONS)			
		PASS	EC-5.4.4 (C)	0.531	37
		49.78 C	0.00	0.00	0.00
273	ST HE160A	(DUTCH SECTIONS)			
		PASS	EC-5.5.4.LTB	0.249	35
		138.70 C	0.71	0.32	0.00
274	ST HE500B	(DUTCH SECTIONS)			
		PASS	EC-5.5.4	0.142	35
		142.30 C	-22.31	22.78	1.75
275	ST UPN240	(DUTCH SECTIONS)			
		PASS	EC-5.5.4.LTB	0.182	35
		23.48 C	-0.28	9.85	1.00
276	ST UPN240	(DUTCH SECTIONS)			
		PASS	EC-5.5.4.LTB	0.239	35
		24.05 C	-1.38	10.06	0.20
277	ST UPN240	(DUTCH SECTIONS)			
		PASS	EC-5.5.4.LTB	0.275	35
		22.90 C	1.86	-10.06	0.00
278	ST HE180A	(DUTCH SECTIONS)			
		PASS	EC-eq(5.36)	0.059	32
		29.73 T	-0.94	0.00	0.14
279	ST HE500B	(DUTCH SECTIONS)			
		PASS	EC-5.5.4	0.190	35
		124.76 C	-2.43	145.35	0.00
280	ST HE160A	(DUTCH SECTIONS)			
		PASS	EC-5.5.4.LTB	0.216	35
		128.25 C	-0.71	-0.38	1.75
281	ST HE500B	(DUTCH SECTIONS)			
		PASS	EC-5.5.4	0.132	32
		93.97 C	-27.30	8.12	0.00
282	ST HE160A	(DUTCH SECTIONS)			
		PASS	EC-5.5.4.LTB	0.162	32
		51.80 C	0.73	1.17	3.50

the scale towards document
C1 B1 A1 C2 B2 A2 B5 A5 20 18 17 16 11
10 09 03 02 01 C7 B7 A7 C8 B8 A8 C9 B9
Patch Reference numbers on UTT TE263 Serial No. 380

ALL UNITS ARE - KN METE (UNLESS OTHERWISE NOTED)

MEMBER	TABLE	RESULT/ FX	CRITICAL COND/ MY	RATIO/ MZ	LOADING/ LOCATION
283	ST L50X5	(DUTCH SECTIONS)			
		PASS	EC-5.4.3 (T)	0.450	34
		46.13 T	0.00	0.00	4.13
284	ST HE160A	(DUTCH SECTIONS)			
		PASS	EC-5.5.4.LTB	0.201	35
		127.63 C	-0.46	0.21	1.75
285	ST HE500B	(DUTCH SECTIONS)			
		PASS	EC-5.5.4	0.130	32
		71.83 C	28.48	-8.12	1.75
286	ST UPN240	(DUTCH SECTIONS)			
		PASS	EC-5.5.4.LTB	0.242	35
		39.46 C	-0.47	11.81	1.00
287	ST UPN240	(DUTCH SECTIONS)			
		PASS	EC-5.5.4.LTB	0.322	35
		40.65 C	-2.06	12.06	0.20
288	ST UPN240	(DUTCH SECTIONS)			
		PASS	EC-5.5.4.LTB	0.356	35
		39.49 C	2.43	-12.05	0.00
289	ST HE180A	(DUTCH SECTIONS)			
		PASS	EC-5.5.4	0.043	34
		14.16 C	-0.95	0.00	0.00
290	ST HE500B	(DUTCH SECTIONS)			
		PASS	EC-5.5.4.LTB	0.194	33
		86.96 C	-0.11	160.65	4.91
291	ST HE160A	(DUTCH SECTIONS)			
		PASS	EC-5.5.4.LTB	0.134	34
		73.04 C	-0.25	0.59	2.25
292	ST HE160A	(DUTCH SECTIONS)			
		PASS	EC-5.5.4.LTB	0.060	35
		9.35 C	-0.35	1.32	3.16
293	ST L50X5	(DUTCH SECTIONS)			
		PASS	EC-5.4.3 (T)	0.702	34
		72.00 T	0.00	0.00	3.85
294	ST HE500B	(DUTCH SECTIONS)			
		PASS	EC-5.5.4	0.047	32
		61.00 C	7.95	-1.18	0.00
295	ST HE160A	(DUTCH SECTIONS)			
		PASS	EC-5.5.4	0.096	34
		72.24 C	-0.07	-0.22	0.91
296	ST UPN240	(DUTCH SECTIONS)			
		PASS	EC-5.4.8.1	0.119	35
		0.08 T	-0.68	6.10	1.00
297	ST UPN240	(DUTCH SECTIONS)			
		PASS	EC-5.4.8.1	0.123	35
		0.43 C	-0.83	5.73	0.20

the scale towards document
Image Engineering Scan Reference Chart TE263 Serial No. 380
Patch Reference numbers on UTT

ALL UNITS ARE - KN METE (UNLESS OTHERWISE NOTED)

MEMBER	TABLE	RESULT/ FX	CRITICAL COND/ MY	RATIO/ MZ	LOADING/ LOCATION
298 ST	UPN240	(DUTCH SECTIONS)			
		PASS	EC-eq(5.36)	0.158	35
		0.82 T	1.41	-5.72	0.00
299 ST	HE180A	(DUTCH SECTIONS)			
		PASS	EC-eq(5.36)	0.071	34
		44.01 T	0.84	0.00	0.14
300 ST	IPE500	(DUTCH SECTIONS)			
		PASS	EC-5.5.2 LTB	0.803	25
		1.77 T	0.07	275.73	5.00
301 ST	IPE500	(DUTCH SECTIONS)			
		PASS	EC-5.5.2 LTB	0.615	25
		2.44 T	-0.10	-276.25	0.16
302 ST	IPE500	(DUTCH SECTIONS)			
		PASS	EC-5.5.2 LTB	0.585	25
		1.76 T	0.28	-248.35	0.00
303 ST	IPE500	(DUTCH SECTIONS)			
		PASS	EC-5.4.6-(Y)	0.167	25
		1.37 T	-0.05	0.00	0.27
304 ST	HE500B	(DUTCH SECTIONS)			
		PASS	EC-5.5.4	0.024	27
		5.97 C	-5.14	4.81	0.00
305 ST	HE500B	(DUTCH SECTIONS)			
		PASS	EC-5.5.4	0.010	26
		6.03 C	1.33	-3.80	0.00
306 ST	UPN200	(DUTCH SECTIONS)			
		PASS	EC-5.5.4.LTB	0.186	36
		5.43 C	0.74	5.52	0.50
307 ST	L50X5	(DUTCH SECTIONS)			
		PASS	EC-5.5.4	0.130	33
		1.94 C	-0.02	-0.04	1.51
308 ST	L50X5	(DUTCH SECTIONS)			
		PASS	EC-5.5.4.LTB	0.412	25
		0.22 C	0.01	-0.19	1.77
309 ST	UPN200	(DUTCH SECTIONS)			
		PASS	EC-5.5.4.LTB	0.203	35
		20.74 C	-0.21	7.27	0.50
310 ST	KK80X4	(DUTCH SECTIONS)			
		PASS	EC-eq(5.36)	0.136	32
		2.17 T	0.15	-0.75	0.00
311 ST	KK80X4	(DUTCH SECTIONS)			
		PASS	EC-eq(5.36)	0.185	32
		0.78 T	0.27	-1.01	1.42
312 ST	HE120A	(DUTCH SECTIONS)			
		PASS	EC-5.5.4.LTB	0.374	37
		2.19 C	-0.95	-7.27	0.00



ALL UNITS ARE - KN METE (UNLESS OTHERWISE NOTED)

MEMBER	TABLE	RESULT/ FX	CRITICAL COND/ MY	RATIO/ MZ	LOADING/ LOCATION
313 ST	HE120A	(DUTCH SECTIONS)			
		PASS	EC-5.5.4.LTB	0.390	32
		2.45 C	1.06	-7.44	0.00
314 ST	HE120A	(DUTCH SECTIONS)			
		PASS	EC-5.5.4.LTB	0.149	33
		2.71 C	-0.89	1.57	0.00
315 ST	UPN200	(DUTCH SECTIONS)			
		PASS	EC-eq(5.36)	0.376	35
		14.02 T	-1.00	-13.15	0.00
316 ST	UPN200	(DUTCH SECTIONS)			
		PASS	EC-eq(5.36)	0.229	35
		3.95 T	-0.86	-7.21	0.00
317 ST	UPN200	(DUTCH SECTIONS)			
		PASS	EC-eq(5.36)	0.251	35
		3.07 T	-0.88	-8.29	0.00
318 ST	UPN200	(DUTCH SECTIONS)			
		PASS	EC-eq(5.36)	0.210	34
		5.59 T	-0.50	-7.75	0.00
319 ST	UPN200	(DUTCH SECTIONS)			
		PASS	EC-5.5.4.LTB	0.172	34
		2.67 C	-0.01	-7.64	0.00
320 ST	UPN200	(DUTCH SECTIONS)			
		PASS	EC-5.5.4.LTB	0.299	35
		10.80 C	0.67	-10.13	0.00
321 ST	UPN200	(DUTCH SECTIONS)			
		PASS	EC-5.4.8.1	0.033	30
		0.53 C	-0.30	-0.33	0.00
322 ST	UPN200	(DUTCH SECTIONS)			
		PASS	EC-eq(5.36)	0.101	34
		0.93 T	-0.46	-2.90	1.17
323 ST	UPN200	(DUTCH SECTIONS)			
		PASS	EC-5.5.4.LTB	0.213	33
		7.69 C	-0.02	9.15	1.20
324 ST	L50X5	(DUTCH SECTIONS)			
		PASS	EC-5.4.4 (C)	0.256	34
		12.72 C	0.00	0.00	0.00
325 ST	UPN200	(DUTCH SECTIONS)			
		PASS	EC-5.5.4.LTB	0.230	33
		9.96 C	0.08	9.53	1.20
326 ST	UPN200	(DUTCH SECTIONS)			
		PASS	EC-5.5.4.LTB	0.477	34
		23.06 C	-0.14	-19.62	1.20
327 ST	L50X5	(DUTCH SECTIONS)			
		PASS	EC-5.4.4 (C)	0.286	34
		14.19 C	0.00	0.00	0.00



ALL UNITS ARE - KN METE (UNLESS OTHERWISE NOTED)

MEMBER	TABLE	RESULT/ FX	CRITICAL COND/ MY	RATIO/ MZ	LOADING/ LOCATION
328	ST UPN200	(DUTCH SECTIONS)			
		PASS	EC-5.5.4.LTB	0.294	30
		21.37 C	0.08	-11.55	1.20
329	ST UPN200	(DUTCH SECTIONS)			
		PASS	EC-5.5.4.LTB	0.241	34
		2.56 C	-0.98	-6.92	0.00
330	ST UPN200	(DUTCH SECTIONS)			
		PASS	EC-5.5.4.LTB	0.288	31
		10.13 C	0.53	-10.21	0.00
331	ST UPN200	(DUTCH SECTIONS)			
		PASS	EC-eq(5.36)	0.304	31
		10.56 T	-0.55	-11.76	0.00
332	ST UPN200	(DUTCH SECTIONS)			
		PASS	EC-eq(5.36)	0.415	35
		21.58 T	-0.62	-16.13	0.00
333	ST UPN200	(DUTCH SECTIONS)			
		PASS	EC-5.5.4.LTB	0.192	26
		0.89 C	-0.55	-6.54	0.00
334	ST UPN200	(DUTCH SECTIONS)			
		PASS	EC-5.5.4.LTB	0.294	32
		7.31 C	0.70	-10.05	0.00
335	ST UPN200	(DUTCH SECTIONS)			
		PASS	EC-5.5.4.LTB	0.185	34
		1.17 C	-0.33	-7.06	0.00
336	ST UPN200	(DUTCH SECTIONS)			
		PASS	EC-5.5.4.LTB	0.233	31
		6.29 C	0.43	-8.42	0.00
337	ST UPN200	(DUTCH SECTIONS)			
		PASS	EC-eq(5.36)	0.246	32
		8.51 T	0.35	-9.92	0.00
338	ST UPN200	(DUTCH SECTIONS)			
		PASS	EC-eq(5.36)	0.294	35
		11.86 T	-0.49	-11.45	0.00
339	ST UPN200	(DUTCH SECTIONS)			
		PASS	EC-eq(5.36)	0.314	35
		9.03 T	-0.90	-10.88	0.00
340	ST UPN200	(DUTCH SECTIONS)			
		PASS	EC-eq(5.36)	0.256	35
		6.90 T	-0.74	-8.89	0.00
341	ST UPN200	(DUTCH SECTIONS)			
		PASS	EC-eq(5.36)	0.389	33
		2.89 T	1.41	-12.81	0.00
342	ST UPN200	(DUTCH SECTIONS)			
		PASS	EC-5.5.4.LTB	0.254	41
		3.00 C	2.08	-2.97	0.00



ALL UNITS ARE - KN METE (UNLESS OTHERWISE NOTED)

MEMBER	TABLE	RESULT/ FX	CRITICAL COND/ MY	RATIO/ MZ	LOADING/ LOCATION
343	ST HE200A	(DUTCH SECTIONS)			
		PASS	EC-eq(5.36)	0.090	37
		30.18 T	1.32	-3.06	0.00
344	ST IPE400	(DUTCH SECTIONS)			
		PASS	EC-eq(5.36)	0.078	36
		103.93 T	-1.01	0.00	0.00
345	ST HE120A	(DUTCH SECTIONS)			
		PASS	EC-5.4.8.1	0.114	34
		0.32 C	1.43	-0.38	0.00
346	ST HE120A	(DUTCH SECTIONS)			
		PASS	EC-5.5.4.LTB	0.133	34
		0.81 C	1.43	-0.45	0.00
347	ST HE120A	(DUTCH SECTIONS)			
		PASS	EC-eq(5.36)	0.003	35
		1.34 T	0.00	0.00	0.03
348	ST HE120A	(DUTCH SECTIONS)			
		PASS	EC-5.5.4	0.002	30
		0.99 C	0.00	0.00	0.08
349	ST HE120A	(DUTCH SECTIONS)			
		PASS	EC-eq(5.36)	0.080	34
		0.45 T	0.73	0.55	1.00
350	ST HE120A	(DUTCH SECTIONS)			
		PASS	EC-eq(5.36)	0.055	35
		0.24 T	-0.37	-0.63	1.00
351	ST HE120A	(DUTCH SECTIONS)			
		PASS	EC-eq(5.36)	0.119	34
		0.58 T	1.14	0.69	1.00
352	ST HE120A	(DUTCH SECTIONS)			
		PASS	EC-5.5.4	0.015	34
		8.26 C	0.00	0.00	0.03
353	ST HE120A	(DUTCH SECTIONS)			
		PASS	EC-eq(5.36)	0.023	33
		0.15 T	-0.23	0.12	0.00
354	ST HE120A	(DUTCH SECTIONS)			
		PASS	EC-5.4.8.1	0.189	34
		0.06 C	2.38	0.79	1.00
355	ST HE120A	(DUTCH SECTIONS)			
		PASS	EC-5.5.4	0.004	34
		2.15 C	0.00	0.00	0.03
356	ST HE120A	(DUTCH SECTIONS)			
		PASS	EC-eq(5.36)	0.071	35
		0.37 T	0.83	-0.10	0.00
357	ST HE120A	(DUTCH SECTIONS)			
		PASS	EC-5.5.4.LTB	0.207	40
		0.70 C	-1.98	1.21	0.00



ALL UNITS ARE - KN METE (UNLESS OTHERWISE NOTED)

MEMBER	TABLE	RESULT/ FX	CRITICAL COND/ MY	RATIO/ MZ	LOADING/ LOCATION
358 ST	HE120A	(DUTCH SECTIONS)			
		PASS	EC-eq(5.36)	0.152	34
		0.49 T	1.48	0.86	1.00
359 ST	HE120A	(DUTCH SECTIONS)			
		PASS	EC-5.5.4	0.002	30
		0.96 C	0.00	0.00	0.07
360 ST	HE120A	(DUTCH SECTIONS)			
		PASS	EC-eq(5.36)	0.002	35
		1.07 T	0.00	0.00	0.03
361 ST	HE120A	(DUTCH SECTIONS)			
		PASS	EC-eq(5.36)	0.061	35
		0.27 T	0.72	-0.08	0.00
362 ST	HE120A	(DUTCH SECTIONS)			
		PASS	EC-eq(5.36)	0.099	32
		0.08 T	-1.10	0.28	0.00
363 ST	UPN200	(DUTCH SECTIONS)			
		PASS	EC-eq(5.36)	0.333	35
		16.44 T	0.12	-14.60	0.00
364 ST	UPN200	(DUTCH SECTIONS)			
		PASS	EC-eq(5.36)	0.174	31
		3.41 T	-0.07	-7.96	0.00
365 ST	UPN200	(DUTCH SECTIONS)			
		PASS	EC-eq(5.36)	0.227	35
		5.57 T	0.26	-9.61	0.00
366 ST	UPN200	(DUTCH SECTIONS)			
		PASS	EC-eq(5.36)	0.233	34
		2.64 T	-0.81	7.75	0.15
367 ST	KK180X8	(DUTCH SECTIONS)			
		PASS	EC-5.5.4	0.567	31
		264.44 C	-6.82	-7.72	3.47
368 ST	KK100X4	(DUTCH SECTIONS)			
		PASS	EC-5.5.4	0.645	31
		114.07 C	-1.47	0.79	0.00
369 ST	KK180X8	(DUTCH SECTIONS)			
		PASS	EC-5.5.4	0.430	31
		217.19 C	-5.48	-4.87	3.33
370 ST	KK80X4	(DUTCH SECTIONS)			
		PASS	EC-5.5.4	0.477	31
		58.03 C	-0.62	0.27	0.00
371 ST	KK180X8	(DUTCH SECTIONS)			
		PASS	EC-5.5.4	0.209	35
		115.71 C	-0.18	-3.20	3.40
372 ST	KK80X4	(DUTCH SECTIONS)			
		PASS	EC-5.5.4	0.261	35
		38.87 C	-0.03	0.21	0.00



ALL UNITS ARE - KN METE (UNLESS OTHERWISE NOTED)

MEMBER	TABLE	RESULT/ FX	CRITICAL COND/ MY	RATIO/ MZ	LOADING/ LOCATION
373 ST	KK180X8	(DUTCH SECTIONS)			
		PASS	EC-5.5.4	0.136	35
		89.79 C	0.44	-1.12	3.08
374 ST	KK80X4	(DUTCH SECTIONS)			
		PASS	EC-eq(5.36)	0.053	34
		3.46 T	-0.21	0.07	0.00
375 ST	KK180X8	(DUTCH SECTIONS)			
		PASS	EC-5.5.4	0.179	31
		108.43 C	-1.36	-0.80	3.40
376 ST	KK80X4	(DUTCH SECTIONS)			
		PASS	EC-eq(5.36)	0.104	35
		7.57 T	-0.40	0.13	0.00
377 ST	UPN200	(DUTCH SECTIONS)			
		PASS	EC-eq(5.36)	0.242	32
		7.58 T	-0.16	-10.62	0.00
378 ST	UPN200	(DUTCH SECTIONS)			
		PASS	EC-eq(5.36)	0.274	35
		10.75 T	0.08	-12.30	0.00
379 ST	UPN200	(DUTCH SECTIONS)			
		PASS	EC-5.5.4.LTB	0.501	34
		34.02 C	0.07	-21.60	0.11
380 ST	UPN200	(DUTCH SECTIONS)			
		PASS	EC-5.5.4.LTB	0.302	30
		21.75 C	0.06	-12.83	0.11
381 ST	UPN200	(DUTCH SECTIONS)			
		PASS	EC-eq(5.36)	0.278	31
		11.85 T	-0.02	-12.66	0.00
382 ST	UPN200	(DUTCH SECTIONS)			
		PASS	EC-eq(5.36)	0.394	35
		20.22 T	0.10	-17.41	0.00
383 ST	UPN200	(DUTCH SECTIONS)			
		PASS	EC-eq(5.36)	0.272	35
		11.34 T	0.18	-11.74	0.00
384 ST	UPN200	(DUTCH SECTIONS)			
		PASS	EC-eq(5.36)	0.215	35
		5.05 T	0.16	-9.48	0.00
385 ST	UPN200	(DUTCH SECTIONS)			
		PASS	EC-5.5.2 LTB	0.219	23
		6.91 T	0.00	8.94	1.65
386 ST	UPN200	(DUTCH SECTIONS)			
		PASS	EC-5.5.2 LTB	0.217	23
		6.17 T	0.00	8.85	1.65
387 ST	HE120A	(DUTCH SECTIONS)			
		PASS	EC-5.5.4	0.371	41
		27.00 C	-3.90	0.01	1.75



ALL UNITS ARE - KN METE (UNLESS OTHERWISE NOTED)

MEMBER	TABLE	RESULT/ FX	CRITICAL COND/ MY	RATIO/ MZ	LOADING/ LOCATION
388	ST HE120A	(DUTCH SECTIONS)			
		PASS	EC-eq(5.36)	0.336	41
		14.19 T	-3.90	-0.01	1.75
389	ST UPN200	(DUTCH SECTIONS)			
		PASS	EC-5.4.8.1	0.119	41
		0.00	0.00	5.81	0.00
390	ST HE120A	(DUTCH SECTIONS)			
		PASS	EC-5.5.4	0.188	41
		13.69 C	-1.99	0.00	1.75
391	ST HE120A	(DUTCH SECTIONS)			
		PASS	EC-eq(5.36)	0.161	41
		1.69 T	-1.99	0.00	1.75
392	ST UPN200	(DUTCH SECTIONS)			
		PASS	EC-5.4.8.1	0.166	41
		0.29 C	-1.43	2.01	0.90
393	ST HE180A	(DUTCH SECTIONS)			
		PASS	EC-5.5.4	0.604	34
		269.18 C	-2.22	7.01	1.39
394	ST HE200A	(DUTCH SECTIONS)			
		PASS	EC-5.5.4.LTB	0.475	34
		219.77 C	-5.66	6.38	0.83
395	ST HE180A	(DUTCH SECTIONS)			
		PASS	EC-5.5.4.LTB	0.410	34
		94.04 C	-5.68	-5.19	1.39
396	ST HE180A	(DUTCH SECTIONS)			
		PASS	EC-5.5.4.LTB	0.441	34
		46.38 C	-5.91	11.90	0.83
397	ST UPN200	(DUTCH SECTIONS)			
		PASS	EC-5.5.4.LTB	0.269	34
		3.81 C	-0.82	7.64	2.52
398	ST UPN200	(DUTCH SECTIONS)			
		PASS	EC-5.5.4.LTB	0.287	35
		11.38 C	0.16	10.13	2.52
399	ST UPN200	(DUTCH SECTIONS)			
		PASS	EC-5.5.4.LTB	0.290	34
		0.81 C	-1.28	-7.05	0.00
400	ST UPN200	(DUTCH SECTIONS)			
		PASS	EC-5.5.4.LTB	0.292	32
		1.69 C	1.22	-7.31	0.00
401	ST UPN200	(DUTCH SECTIONS)			
		PASS	EC-5.5.2 LTB	0.408	34
		14.69 T	-0.50	13.65	2.50
402	ST UPN200	(DUTCH SECTIONS)			
		PASS	EC-5.5.2 LTB	0.341	34
		14.28 T	-0.54	11.43	2.50

the scale towards document
Image Engineering Scan Reference Chart TE263 Serial No. 380
Patch Reference numbers on UTT

ALL UNITS ARE - KN METE (UNLESS OTHERWISE NOTED)

MEMBER	TABLE	RESULT/ FX	CRITICAL COND/ MY	RATIO/ MZ	LOADING/ LOCATION
403 ST	UPN200	(DUTCH SECTIONS)			
		PASS	EC-5.5.2 LTB	0.267	34
		1.53 T	-0.16	-8.94	1.46
404 ST	UPN200	(DUTCH SECTIONS)			
		PASS	EC-5.5.2 LTB	0.362	30
		15.01 T	-0.34	12.12	2.50
405 ST	UPN200	(DUTCH SECTIONS)			
		PASS	EC-5.5.4.LTB	0.308	32
		7.36 C	1.78	-5.66	0.00
406 ST	UPN200	(DUTCH SECTIONS)			
		PASS	EC-5.5.4.LTB	0.410	32
		5.70 C	1.73	-10.03	0.00
407 ST	IPE400	(DUTCH SECTIONS)			
		PASS	EC-5.5.4.LTB	0.360	32
		22.83 C	14.94	-5.28	1.78
408 ST	KK80X4	(DUTCH SECTIONS)			
		PASS	EC-eq(5.36)	0.118	36
		1.13 T	-0.63	0.17	3.30
409 ST	HE120A	(DUTCH SECTIONS)			
		PASS	EC-5.5.4.LTB	0.190	31
		8.94 C	1.04	1.59	0.00
410 ST	HE120A	(DUTCH SECTIONS)			
		PASS	EC-5.5.4.LTB	0.214	31
		8.73 C	1.04	2.15	0.00
411 ST	UPN200	(DUTCH SECTIONS)			
		PASS	EC-5.5.4.LTB	0.388	34
		16.95 C	-0.80	-11.66	0.00
412 ST	UPN200	(DUTCH SECTIONS)			
		PASS	EC-5.5.4.LTB	0.446	34
		18.06 C	-0.71	-14.21	0.00
413 ST	UPN200	(DUTCH SECTIONS)			
		PASS	EC-5.5.4.LTB	0.521	34
		25.80 C	-1.01	-15.70	0.00
414 ST	UPN200	(DUTCH SECTIONS)			
		PASS	EC-5.5.4.LTB	0.558	34
		26.38 C	-0.71	-18.17	0.00
415 ST	UPN200	(DUTCH SECTIONS)			
		PASS	EC-5.5.2 LTB	0.349	35
		13.38 T	-0.25	11.74	2.48
416 ST	UPN200	(DUTCH SECTIONS)			
		PASS	EC-5.5.4.LTB	0.418	34
		11.60 C	-1.24	-11.71	0.00
417 ST	UPN200	(DUTCH SECTIONS)			
		PASS	EC-5.5.2 LTB	0.434	35
		18.48 T	-0.18	14.60	2.48



ALL UNITS ARE - KN METE (UNLESS OTHERWISE NOTED)

MEMBER	TABLE	RESULT/ FX	CRITICAL COND/ MY	RATIO/ MZ	LOADING/ LOCATION
418 ST	UPN200	(DUTCH SECTIONS)			
		PASS	EC-5.5.4.LTB	0.452	34
		10.53 C	-1.60	-11.88	0.00
419 ST	UPN200	(DUTCH SECTIONS)			
		PASS	EC-5.5.4.LTB	0.609	34
		37.33 C	-0.08	-21.60	2.49
420 ST	UPN200	(DUTCH SECTIONS)			
		PASS	EC-5.5.4.LTB	0.367	30
		23.57 C	-0.07	-12.83	2.49
421 ST	UPN200	(DUTCH SECTIONS)			
		PASS	EC-5.5.2 LTB	0.272	35
		6.60 T	-0.32	9.61	2.27
422 ST	UPN200	(DUTCH SECTIONS)			
		PASS	EC-eq(5.36)	0.318	34
		0.50 T	-2.03	-6.83	0.00
423 ST	HE200A	(DUTCH SECTIONS)			
		PASS	EC-eq(5.36)	0.285	35
		0.20 T	-3.30	-19.19	2.08
424 ST	IPE400	(DUTCH SECTIONS)			
		PASS	EC-5.5.4.LTB	0.258	34
		76.15 C	3.69	-16.50	2.50
425 ST	L90X9	(DUTCH SECTIONS)			
		PASS	EC-5.4.4 (C)	0.471	33
		144.37 C	0.00	0.00	0.00
426 ST	IPE400	(DUTCH SECTIONS)			
		PASS	EC-5.5.4.LTB	0.228	35
		6.32 C	5.70	-19.87	2.08
427 ST	HE140A	(DUTCH SECTIONS)			
		PASS	EC-5.5.4.LTB	0.223	30
		0.52 C	3.31	1.08	0.00
428 ST	L110X10	(DUTCH SECTIONS)			
		PASS	EC-5.4.4 (C)	0.207	39
		87.16 C	0.00	0.00	0.00
429 ST	HE180A	(DUTCH SECTIONS)			
		PASS	EC-5.5.4.LTB	0.394	34
		48.37 C	-1.74	-12.70	2.50
430 ST	L110X10	(DUTCH SECTIONS)			
		PASS	EC-5.4.4 (C)	0.160	39
		67.39 C	0.00	0.00	0.00
431 ST	HE180A	(DUTCH SECTIONS)			
		PASS	EC-eq(5.36)	0.438	35
		43.68 T	-1.98	-23.16	2.50
432 ST	L110X10	(DUTCH SECTIONS)			
		PASS	EC-5.4.4 (C)	0.157	39
		65.81 C	0.00	0.00	0.00



ALL UNITS ARE - KN METE (UNLESS OTHERWISE NOTED)

MEMBER	TABLE	RESULT/ FX	CRITICAL COND/ MY	RATIO/ MZ	LOADING/ LOCATION
433 ST	L110X10	(DUTCH SECTIONS)			
		PASS	EC-5.4.3 (T)	0.131	32
		59.41 T	0.00	0.00	0.00
434 ST	L110X10	(DUTCH SECTIONS)			
		PASS	EC-5.4.4 (C)	0.143	32
		60.06 C	0.00	0.00	0.00
435 ST	L90X9	(DUTCH SECTIONS)			
		PASS	EC-5.5.4.LTB	0.486	31
		1.86 C	0.42	1.12	0.00
436 ST	L90X9	(DUTCH SECTIONS)			
		PASS	EC-5.5.2 LTB	0.200	36
		5.22 T	0.02	-0.40	2.67
437 ST	IPE400	(DUTCH SECTIONS)			
		PASS	EC-eq(5.36)	0.318	35
		49.63 T	14.21	0.00	5.00
438 ST	HE140A	(DUTCH SECTIONS)			
		PASS	EC-eq(5.36)	0.179	27
		1.09 T	-2.03	2.44	2.50
439 ST	HE140A	(DUTCH SECTIONS)			
		PASS	EC-5.5.4.LTB	0.127	27
		0.55 C	-0.70	-2.44	2.50
440 ST	UPN200	(DUTCH SECTIONS)			
		PASS	EC-5.5.2 LTB	0.219	23
		6.91 T	0.00	-8.94	0.00
441 ST	UPN200	(DUTCH SECTIONS)			
		PASS	EC-5.5.2 LTB	0.217	23
		6.17 T	0.00	-8.85	0.00
442 ST	UPN200	(DUTCH SECTIONS)			
		PASS	EC-eq(5.36)	0.210	37
		2.95 T	0.36	8.53	0.09
443 ST	UPN200	(DUTCH SECTIONS)			
		PASS	EC-eq(5.36)	0.192	32
		0.37 T	0.46	-7.41	0.07
444 ST	UPN200	(DUTCH SECTIONS)			
		PASS	EC-eq(5.36)	0.329	34
		12.34 T	0.36	13.65	0.09
445 ST	UPN200	(DUTCH SECTIONS)			
		PASS	EC-eq(5.36)	0.286	34
		12.33 T	0.39	11.43	0.09
446 ST	UPN200	(DUTCH SECTIONS)			
		PASS	EC-eq(5.36)	0.200	34
		0.76 T	0.45	-7.83	0.00
447 ST	UPN200	(DUTCH SECTIONS)			
		PASS	EC-eq(5.36)	0.306	34
		13.93 T	0.45	-12.08	0.00



ALL UNITS ARE - KN METE (UNLESS OTHERWISE NOTED)

MEMBER	TABLE	RESULT/ FX	CRITICAL COND/ MY	RATIO/ MZ	LOADING/ LOCATION
448 ST	UPN200	(DUTCH SECTIONS)			
		PASS	EC-eq(5.36)	0.244	37
		3.84 T	0.52	-9.45	0.00
449 ST	UPN200	(DUTCH SECTIONS)			
		PASS	EC-eq(5.36)	0.240	34
		8.19 T	0.54	-8.88	0.00
450 ST	UPN200	(DUTCH SECTIONS)			
		PASS	EC-eq(5.36)	0.148	33
		1.53 T	0.05	6.91	0.12
451 ST	UPN200	(DUTCH SECTIONS)			
		PASS	EC-eq(5.36)	0.188	32
		3.22 T	-0.18	8.19	0.12
452 ST	HE120A	(DUTCH SECTIONS)			
		PASS	EC-5.5.4.LTB	0.042	34
		0.90 C	-0.32	0.35	1.00
453 ST	HE120A	(DUTCH SECTIONS)			
		PASS	EC-5.5.4	0.024	34
		12.98 C	0.00	0.00	0.03
454 ST	HE120A	(DUTCH SECTIONS)			
		PASS	EC-eq(5.36)	0.209	41
		24.78 T	-1.73	0.66	1.00
455 ST	HE120A	(DUTCH SECTIONS)			
		PASS	EC-eq(5.36)	0.054	32
		0.96 T	-0.42	-0.48	0.00
456 ST	HE120A	(DUTCH SECTIONS)			
		PASS	EC-5.4.3 (T)	0.006	40
		3.49 T	0.00	0.00	0.00
457 ST	HE120A	(DUTCH SECTIONS)			
		PASS	EC-5.5.4.LTB	0.087	34
		1.83 C	0.80	-0.50	1.00
458 ST	HE120A	(DUTCH SECTIONS)			
		PASS	EC-eq(5.36)	0.063	40
		1.30 T	-0.47	-0.60	0.00
459 ST	HE120A	(DUTCH SECTIONS)			
		PASS	EC-5.4.3 (T)	0.017	40
		9.19 T	0.00	0.00	0.00
460 ST	HE120A	(DUTCH SECTIONS)			
		PASS	EC-eq(5.36)	0.188	40
		20.88 T	-1.58	0.62	1.00
461 ST	HE120A	(DUTCH SECTIONS)			
		PASS	EC-5.5.4.LTB	0.053	34
		0.87 C	0.44	0.42	1.00
462 ST	HE120A	(DUTCH SECTIONS)			
		PASS	EC-5.4.3 (T)	0.011	40
		5.68 T	0.00	0.00	0.00



ALL UNITS ARE - KN METE (UNLESS OTHERWISE NOTED)

MEMBER	TABLE	RESULT/ FX	CRITICAL COND/ MY	RATIO/ MZ	LOADING/ LOCATION
463	ST HE120A	(DUTCH SECTIONS)			
		PASS	EC-eq(5.36)	0.159	40
		15.75 T	-1.35	0.57	1.00
464	ST UPN200	(DUTCH SECTIONS)			
		PASS	EC-eq(5.36)	0.305	34
		12.32 T	0.77	10.74	0.02
465	ST UPN200	(DUTCH SECTIONS)			
		PASS	EC-eq(5.36)	0.272	34
		13.07 T	0.25	-11.31	0.00
466	ST UPN200	(DUTCH SECTIONS)			
		PASS	EC-eq(5.36)	0.196	34
		7.08 T	0.18	-8.32	0.00
467	ST UPN200	(DUTCH SECTIONS)			
		PASS	EC-eq(5.36)	0.166	32
		1.02 T	-0.21	7.17	0.02
468	ST UPN200	(DUTCH SECTIONS)			
		PASS	EC-5.5.4.LTB	0.376	34
		21.63 C	0.26	15.69	0.02
469	ST UPN200	(DUTCH SECTIONS)			
		PASS	EC-5.5.4.LTB	0.277	34
		13.77 C	0.21	-11.65	0.00
470	ST UPN200	(DUTCH SECTIONS)			
		PASS	EC-5.5.4.LTB	0.174	30
		5.60 C	0.08	-7.77	0.00
471	ST UPN200	(DUTCH SECTIONS)			
		PASS	EC-5.5.4.LTB	0.231	32
		7.57 C	-0.22	9.80	0.02
472	ST HE120A	(DUTCH SECTIONS)			
		PASS	EC-5.4.8.1	0.027	34
		0.50 C	0.34	0.23	1.00
473	ST HE120A	(DUTCH SECTIONS)			
		PASS	EC-eq(5.36)	0.003	34
		1.81 T	0.00	0.00	0.03
474	ST HE120A	(DUTCH SECTIONS)			
		PASS	EC-eq(5.36)	0.152	34
		1.52 T	1.26	-1.25	1.00
475	ST HE200A	(DUTCH SECTIONS)			
		PASS	EC-5.5.4	0.162	31
		26.36 C	-5.62	0.00	0.00
476	ST UPN200	(DUTCH SECTIONS)			
		PASS	EC-5.5.4.LTB	0.588	34
		26.60 C	-2.89	-14.64	0.00
477	ST UPN200	(DUTCH SECTIONS)			
		PASS	EC-5.5.4.LTB	0.345	34
		17.36 C	-0.31	-14.22	0.00



ALL UNITS ARE - KN METE (UNLESS OTHERWISE NOTED)

MEMBER	TABLE	RESULT/ FX	CRITICAL COND/ MY	RATIO/ MZ	LOADING/ LOCATION
478	ST UPN200	(DUTCH SECTIONS)			
		PASS	EC-eq(5.36)	0.495	35
		4.54 T	-4.84	3.17	0.24
479	ST UPN200	(DUTCH SECTIONS)			
		PASS	EC-eq(5.36)	0.490	35
		1.59 T	-4.51	-4.51	0.00
480	ST HE180A	(DUTCH SECTIONS)			
		PASS	EC-5.4.6-(Z)	0.379	33
		25.01 T	-11.06	0.00	0.00
481	ST HE180A	(DUTCH SECTIONS)			
		PASS	EC-eq(5.36)	0.093	37
		0.86 T	3.06	0.00	0.14
482	ST HE180A	(DUTCH SECTIONS)			
		PASS	EC-5.5.4	0.160	35
		24.05 C	4.55	0.00	0.00
483	ST HE180A	(DUTCH SECTIONS)			
		PASS	EC-5.5.4	0.141	35
		23.34 C	3.96	0.00	0.00
484	ST IPE400	(DUTCH SECTIONS)			
		PASS	EC-5.5.4	0.114	39
		80.04 C	2.68	0.00	2.85
485	ST UPN200	(DUTCH SECTIONS)			
		PASS	EC-eq(5.36)	0.311	34
		11.88 T	0.34	12.91	1.19
486	ST UPN200	(DUTCH SECTIONS)			
		PASS	EC-eq(5.36)	0.171	37
		2.48 T	0.12	-7.68	0.00
487	ST UPN200	(DUTCH SECTIONS)			
		PASS	EC-eq(5.36)	0.209	37
		4.56 T	0.21	-9.02	0.00
488	ST UPN200	(DUTCH SECTIONS)			
		PASS	EC-eq(5.36)	0.184	37
		3.46 T	0.15	8.14	1.19
489	ST L60X6	(DUTCH SECTIONS)			
		PASS	EC-5.4.4 (C)	0.179	34
		15.06 C	0.00	0.00	0.00
490	ST UPN240	(DUTCH SECTIONS)			
		PASS	EC-eq(5.36)	0.198	34
		23.76 T	0.57	10.61	1.17
491	ST L60X6	(DUTCH SECTIONS)			
		PASS	EC-5.4.4 (C)	0.051	35
		4.30 C	0.00	0.00	0.00
492	ST UPN200	(DUTCH SECTIONS)			
		PASS	EC-eq(5.36)	0.268	34
		12.86 T	0.24	-11.16	0.00



ALL UNITS ARE - KN METE (UNLESS OTHERWISE NOTED)

MEMBER	TABLE	RESULT/ FX	CRITICAL COND/ MY	RATIO/ MZ	LOADING/ LOCATION
493 ST	L60X6	(DUTCH SECTIONS)			
		PASS	EC-5.4.4 (C)	0.114	35
		9.56 C	0.00	0.00	0.00
494 ST	UPN200	(DUTCH SECTIONS)			
		PASS	EC-eq(5.36)	0.194	34
		9.91 T	0.14	-8.22	0.00
495 ST	L60X6	(DUTCH SECTIONS)			
		PASS	EC-5.4.4 (C)	0.085	35
		7.13 C	0.00	0.00	0.00
496 ST	UPN200	(DUTCH SECTIONS)			
		PASS	EC-5.5.4.LTB	0.172	32
		3.37 C	-0.14	7.08	1.17
497 ST	UPN200	(DUTCH SECTIONS)			
		PASS	EC-5.5.2 LTB	0.141	24
		0.22 T	0.00	6.50	1.17
498 ST	L60X6	(DUTCH SECTIONS)			
		PASS	EC-5.4.3 (T)	0.027	34
		3.97 T	0.00	0.00	0.00
499 ST	UPN200	(DUTCH SECTIONS)			
		PASS	EC-5.5.2 LTB	0.166	32
		4.22 T	0.01	7.66	1.17
500 ST	UPN200	(DUTCH SECTIONS)			
		PASS	EC-5.5.4.LTB	0.395	34
		23.65 C	0.28	15.32	1.17
501 ST	L60X6	(DUTCH SECTIONS)			
		PASS	EC-5.4.8.2	0.422	36
		14.61 T	0.00	0.27	0.00
502 ST	UPN200	(DUTCH SECTIONS)			
		PASS	EC-5.5.4.LTB	0.292	34
		12.31 C	0.22	-11.50	0.00
503 ST	L60X6	(DUTCH SECTIONS)			
		PASS	EC-5.4.4 (C)	0.100	37
		8.37 C	0.00	0.00	0.00
504 ST	UPN200	(DUTCH SECTIONS)			
		PASS	EC-5.5.4.LTB	0.184	30
		4.86 C	0.09	-7.68	0.00
505 ST	L60X6	(DUTCH SECTIONS)			
		PASS	EC-5.4.4 (C)	0.201	40
		16.93 C	0.00	0.00	0.00
506 ST	UPN200	(DUTCH SECTIONS)			
		PASS	EC-5.5.2 LTB	0.210	32
		3.24 T	-0.05	9.68	1.17
507 ST	L60X6	(DUTCH SECTIONS)			
		PASS	EC-5.4.4 (C)	0.173	40
		14.58 C	0.00	0.00	0.00

the scale towards document
Image Engineering Scan Reference Chart TE263 Serial No. 380
Patch Reference numbers on UTT

ALL UNITS ARE - KN METE (UNLESS OTHERWISE NOTED)

MEMBER	TABLE	RESULT/ FX	CRITICAL COND/ MY	RATIO/ MZ	LOADING/ LOCATION
508	ST UPN200	(DUTCH SECTIONS)			
		PASS	EC-5.5.4.LTB	0.185	32
		4.28 C	-0.08	7.85	1.17
509	ST L60X6	(DUTCH SECTIONS)			
		PASS	EC-5.4.4 (C)	0.023	34
		1.91 C	0.00	0.00	0.00
510	ST UPN200	(DUTCH SECTIONS)			
		PASS	EC-5.4.8.1	0.168	34
		0.63 C	0.32	6.84	1.17
511	ST UPN200	(DUTCH SECTIONS)			
		PASS	EC-5.5.4.LTB	0.382	30
		27.00 C	0.27	15.03	0.72
512	ST HE180A	(DUTCH SECTIONS)			
		PASS	EC-eq(5.36)	0.928	33
		226.51 T	22.82	-0.67	0.00
513	ST UPN200	(DUTCH SECTIONS)			
		PASS	EC-5.5.4.LTB	0.302	30
		8.09 C	-0.59	-11.32	0.00
514	ST HE200A	(DUTCH SECTIONS)			
		PASS	EC-eq(5.36)	0.419	35
		217.43 T	-8.40	-3.44	0.00
515	ST UPN200	(DUTCH SECTIONS)			
		PASS	EC-eq(5.36)	0.233	34
		3.54 T	0.33	-9.71	0.00
516	ST HE180A	(DUTCH SECTIONS)			
		PASS	EC-5.5.4	0.271	34
		109.51 C	-3.76	-3.43	0.00
517	ST UPN200	(DUTCH SECTIONS)			
		PASS	EC-eq(5.36)	0.251	34
		12.86 T	0.36	9.80	0.72
518	ST HE180A	(DUTCH SECTIONS)			
		PASS	EC-5.5.4	0.318	34
		70.32 C	5.22	-6.34	0.72
519	ST KK180X8	(DUTCH SECTIONS)			
		PASS	EC-5.5.4	0.676	31
		325.52 C	-17.57	0.00	2.73
520	ST KK180X8	(DUTCH SECTIONS)			
		PASS	EC-5.5.4	0.513	31
		243.85 C	-13.80	0.00	2.82
521	ST KK180X8	(DUTCH SECTIONS)			
		PASS	EC-5.5.4	0.205	35
		135.27 C	0.02	3.41	0.00
522	ST KK180X8	(DUTCH SECTIONS)			
		PASS	EC-5.5.4	0.135	39
		95.18 C	-0.06	1.16	0.00



ALL UNITS ARE - KN METE (UNLESS OTHERWISE NOTED)

	MEMBER	TABLE	RESULT/ FX	CRITICAL COND/ MY	RATIO/ MZ	LOADING/ LOCATION
	523	ST KK180X8	(DUTCH SECTIONS)			
			PASS	EC-5.5.4	0.232	39
			107.34 C	-4.66	0.00	3.61
	524	ST KK80X4	(DUTCH SECTIONS)			
			PASS	EC-eq(5.36)	0.222	33
			3.14 T	-0.24	1.24	0.00
	525	ST KK80X4	(DUTCH SECTIONS)			
			PASS	EC-eq(5.36)	0.230	36
			3.61 T	0.42	-1.10	1.42
	526	ST HE120A	(DUTCH SECTIONS)			
			PASS	EC-5.5.4.LTB	0.456	33
			2.53 C	-1.27	8.66	0.00
	527	ST HE120A	(DUTCH SECTIONS)			
			PASS	EC-5.5.4.LTB	0.430	36
			2.29 C	1.13	8.32	0.00
	528	ST HE120A	(DUTCH SECTIONS)			
			PASS	EC-5.5.4.LTB	0.186	33
			2.71 C	-0.89	2.38	0.00
*	529	ST HE180A	(DUTCH SECTIONS)			
			FAIL	EC-5.5.4	1.137	33
			92.35 C	36.43	0.00	0.00
	530	ST HE180A	(DUTCH SECTIONS)			
			PASS	EC-5.5.4	0.064	37
			5.19 C	-1.97	0.00	0.00
	531	ST HE180A	(DUTCH SECTIONS)			
			PASS	EC-eq(5.36)	0.362	35
			21.80 T	-11.30	0.00	0.14
	532	ST HE180A	(DUTCH SECTIONS)			
			PASS	EC-eq(5.36)	0.352	35
			22.41 T	-10.94	0.00	0.14
*	533	ST UPN200	(DUTCH SECTIONS)			
			FAIL	EC-eq(5.36)	1.804	41
			13.90 T	20.20	-0.61	0.22
	534	ST UPN200	(DUTCH SECTIONS)			
			PASS	EC-eq(5.36)	0.171	33
			5.74 T	1.65	-0.87	0.00
	535	ST UPN200	(DUTCH SECTIONS)			
			PASS	EC-5.5.4	0.449	35
			19.46 C	-4.64	-1.01	0.00
	536	ST UPN200	(DUTCH SECTIONS)			
			PASS	EC-5.5.4.LTB	0.458	35
			21.97 C	-4.66	1.24	0.22
	537	ST HE160A	(DUTCH SECTIONS)			
			PASS	EC-5.5.4.LTB	0.268	33
			72.56 C	-1.50	-2.27	0.00



ALL UNITS ARE - KN METE (UNLESS OTHERWISE NOTED)

MEMBER	TABLE	RESULT/ FX	CRITICAL COND/ MY	RATIO/ MZ	LOADING/ LOCATION
538 ST	L60X6	(DUTCH SECTIONS)			
		PASS	EC-5.4.4 (C)	0.990	33
		134.20 C	0.00	0.00	4.13
539 ST	HE160A	(DUTCH SECTIONS)			
		PASS	EC-5.5.4	0.488	36
		189.08 C	-2.02	0.00	3.50
540 ST	UPN240	(DUTCH SECTIONS)			
		PASS	EC-eq(5.36)	0.236	34
		9.65 T	0.98	12.92	1.00
541 ST	UPN240	(DUTCH SECTIONS)			
		PASS	EC-eq(5.36)	0.320	34
		11.33 T	-2.38	-12.90	0.00
542 ST	UPN240	(DUTCH SECTIONS)			
		PASS	EC-eq(5.36)	0.261	34
		12.29 T	1.28	-13.28	0.00
543 ST	HE160A	(DUTCH SECTIONS)			
		PASS	EC-5.5.4.LTB	0.238	33
		64.43 C	1.54	2.29	3.50
544 ST	HE160A	(DUTCH SECTIONS)			
		PASS	EC-5.5.4.LTB	0.209	34
		83.99 C	-0.91	0.09	0.00
545 ST	UPN240	(DUTCH SECTIONS)			
		PASS	EC-eq(5.36)	0.195	34
		0.75 T	0.73	11.66	1.00
546 ST	UPN240	(DUTCH SECTIONS)			
		PASS	EC-eq(5.36)	0.224	34
		1.37 T	-1.21	-11.66	0.00
547 ST	UPN240	(DUTCH SECTIONS)			
		PASS	EC-eq(5.36)	0.194	34
		1.96 T	0.68	-11.69	0.00
548 ST	HE160A	(DUTCH SECTIONS)			
		PASS	EC-5.5.4.LTB	0.203	33
		49.48 C	-2.09	0.90	3.50
549 ST	HE160A	(DUTCH SECTIONS)			
		PASS	EC-5.5.4.LTB	0.182	33
		46.76 C	-2.07	0.20	3.50
550 ST	UPN240	(DUTCH SECTIONS)			
		PASS	EC-5.5.4.LTB	0.167	32
		6.94 C	-1.00	7.36	1.00
551 ST	UPN240	(DUTCH SECTIONS)			
		PASS	EC-5.5.4.LTB	0.163	32
		7.12 C	1.00	-7.38	0.00
552 ST	UPN240	(DUTCH SECTIONS)			
		PASS	EC-5.5.4.LTB	0.163	32
		7.16 C	-0.90	-7.49	0.00

the scale towards document
Image Engineering Scan Reference Chart TE263 Serial No. 380
Patch Reference numbers on UTT

ALL UNITS ARE - KN METE (UNLESS OTHERWISE NOTED)

MEMBER	TABLE	RESULT/ FX	CRITICAL COND/ MY	RATIO/ MZ	LOADING/ LOCATION
553	ST HE160A	(DUTCH SECTIONS)			
		PASS	EC-5.5.4.LTB	0.109	32
		30.75 C	0.27	1.58	3.50
554	ST HE160A	(DUTCH SECTIONS)			
		PASS	EC-5.5.4.LTB	0.158	34
		35.84 C	1.13	-1.74	0.00
555	ST UPN240	(DUTCH SECTIONS)			
		PASS	EC-5.5.4.LTB	0.148	32
		3.97 C	-0.37	8.98	1.00
556	ST UPN240	(DUTCH SECTIONS)			
		PASS	EC-5.5.4	0.143	32
		4.09 C	0.37	-9.00	0.00
557	ST UPN240	(DUTCH SECTIONS)			
		PASS	EC-5.5.4.LTB	0.143	32
		4.14 C	-0.23	-9.19	0.00
558	ST HE160A	(DUTCH SECTIONS)			
		PASS	EC-5.5.4.LTB	0.060	35
		11.21 C	0.12	-1.48	3.50
559	ST HE160A	(DUTCH SECTIONS)			
		PASS	EC-5.5.4.LTB	0.204	34
		17.09 C	-2.95	2.49	0.00
560	ST UPN240	(DUTCH SECTIONS)			
		PASS	EC-eq(5.36)	0.128	32
		0.46 T	0.26	8.60	1.00
561	ST UPN240	(DUTCH SECTIONS)			
		PASS	EC-eq(5.36)	0.137	32
		0.60 T	-0.41	-8.61	0.00
562	ST UPN240	(DUTCH SECTIONS)			
		PASS	EC-eq(5.36)	0.129	32
		0.62 T	0.27	-8.61	0.00
563	ST HE160A	(DUTCH SECTIONS)			
		PASS	EC-5.5.4.LTB	0.170	34
		3.57 C	2.97	-2.45	1.41
564	ST HE180A	(DUTCH SECTIONS)			
		PASS	EC-5.5.4	0.011	34
		2.11 C	0.28	0.00	0.14
565	ST UPN200	(DUTCH SECTIONS)			
		PASS	EC-5.5.2 LTB	0.320	33
		1.67 T	-0.02	-14.63	0.00
566	ST L50X5	(DUTCH SECTIONS)			
		PASS	EC-5.5.4	0.237	37
		4.66 C	0.05	-0.03	0.00
567	ST L50X5	(DUTCH SECTIONS)			
		PASS	EC-5.5.4	0.363	36
		4.57 C	0.04	-0.09	2.08



ALL UNITS ARE - KN METE (UNLESS OTHERWISE NOTED)

MEMBER	TABLE	RESULT/ FX	CRITICAL COND/ MY	RATIO/ MZ	LOADING/ LOCATION
568	ST UPN200	(DUTCH SECTIONS)			
		PASS	EC-5.5.4.LTB	0.338	36
		3.07 C	0.30	-14.10	0.00
569	ST HE180A	(DUTCH SECTIONS)			
		PASS	EC-eq(5.36)	0.990	33
		116.03 T	0.57	59.25	0.95
570	ST HE200A	(DUTCH SECTIONS)			
		PASS	EC-eq(5.36)	0.427	35
		226.23 T	8.40	3.40	0.95
571	ST HE180A	(DUTCH SECTIONS)			
		PASS	EC-eq(5.36)	0.445	35
		113.15 T	3.21	-16.08	0.95
572	ST HE180A	(DUTCH SECTIONS)			
		PASS	EC-eq(5.36)	0.450	35
		66.39 T	3.62	-18.97	0.95
573	ST IPE400	(DUTCH SECTIONS)			
		PASS	EC-eq(5.36)	0.192	35
		58.73 T	7.34	2.65	0.73
574	ST HE500B	(DUTCH SECTIONS)			
		PASS	EC-5.5.4	0.608	33
		489.38 C	-146.98	-2.42	1.03
576	ST HE500B	(DUTCH SECTIONS)			
		PASS	EC-5.5.4	0.729	36
		585.45 C	126.54	-117.95	1.03
577	ST HE500B	(DUTCH SECTIONS)			
		PASS	EC-5.5.4	0.685	33
		299.87 C	-176.77	-2.54	1.03
579	ST HE140B	(DUTCH SECTIONS)			
		PASS	EC-5.5.4	0.563	36
		206.01 C	9.00	0.46	1.03
580	ST HE180A	(DUTCH SECTIONS)			
		PASS	EC-eq(5.36)	0.588	36
		3.29 T	-19.47	0.00	0.00

STAAD.Pro WARNING
DESIGN NOT PERFORMED WITH PRISMATIC PROPERTIES
USER-TABLE MAY BE USED TO DESIGN PRISMATIC SECTIONS

583	ST HE500B	(DUTCH SECTIONS)			
		PASS	EC-5.5.4	0.341	33
		372.85 C	-75.38	3.46	1.03
585	ST HE500B	(DUTCH SECTIONS)			
		PASS	EC-5.5.4	0.645	36
		438.66 C	74.84	-235.49	1.03
586	ST HE500B	(DUTCH SECTIONS)			
		PASS	EC-5.5.4	0.229	36
		105.73 C	45.31	46.61	1.03

the scale towards document
Image Engineering Scan Reference Chart TE263 Serial No. 380
Patch Reference numbers on UTT

ALL UNITS ARE - KN METE (UNLESS OTHERWISE NOTED)

MEMBER	TABLE	RESULT/ FX	CRITICAL COND/ MY	RATIO/ MZ	LOADING/ LOCATION
588	ST HE140B	(DUTCH SECTIONS)			
		PASS	EC-5.5.4	0.262	36
		52.59 C	5.38	-0.01	1.02
589	ST HE180A	(DUTCH SECTIONS)			
		PASS	EC-5.5.4	0.637	36
		118.94 C	-16.88	0.00	0.00
590	ST HE180A	(DUTCH SECTIONS)			
		PASS	EC-eq(5.36)	0.223	31
		27.38 T	-1.74	9.89	2.50
591	ST IPE300	(DUTCH SECTIONS)			
		PASS	EC-eq(5.36)	0.346	37
		72.98 T	-7.54	0.00	0.00
592	ST HE500B	(DUTCH SECTIONS)			
		PASS	EC-eq(5.36)	0.127	35
		50.71 T	7.99	90.74	1.23
593	ST HE140A	(DUTCH SECTIONS)			
		PASS	EC-5.5.4.LTB	0.144	36
		2.26 C	-0.67	-3.74	0.00
594	ST HE140A	(DUTCH SECTIONS)			
		PASS	EC-eq(5.36)	0.207	41
		0.49 T	-2.78	1.98	5.00
595	ST HE500B	(DUTCH SECTIONS)			
		PASS	EC-5.5.4.LTB	0.099	34
		259.57 C	-8.58	-10.44	3.50
596	ST L110X10	(DUTCH SECTIONS)			
		PASS	EC-5.4.4 (C)	0.408	37
		171.27 C	0.00	0.00	0.00
597	ST HE500B	(DUTCH SECTIONS)			
		PASS	EC-5.5.4	0.453	36
		357.50 C	-3.41	315.73	0.00
598	ST HE500B	(DUTCH SECTIONS)			
		PASS	EC-5.5.4.LTB	0.092	30
		206.16 C	3.44	-38.31	2.27
599	ST HE180A	(DUTCH SECTIONS)			
		PASS	EC-5.5.4.LTB	0.700	36
		134.41 C	-1.76	-19.73	2.50
600	ST HE180A	(DUTCH SECTIONS)			
		PASS	EC-5.5.4.LTB	0.410	37
		2.23 C	-2.18	-19.19	2.92
601	ST HE500B	(DUTCH SECTIONS)			
		PASS	EC-5.5.4.LTB	0.059	37
		178.02 C	-1.26	-14.19	0.00
602	ST L110X10	(DUTCH SECTIONS)			
		PASS	EC-5.4.4 (C)	0.372	37
		156.27 C	0.00	0.00	0.00

the scale towards document
Image Engineering Scan Reference Chart TE263 Serial No. 380

ALL UNITS ARE - KN METE (UNLESS OTHERWISE NOTED)

MEMBER	TABLE	RESULT/ FX	CRITICAL COND/ MY	RATIO/ MZ	LOADING/ LOCATION
603 ST	HE500B	(DUTCH SECTIONS)			
		PASS	EC-5.5.4	0.408	36
		250.79 C	-2.06	-315.74	3.50
604 ST	HE500B	(DUTCH SECTIONS)			
		PASS	EC-5.5.4.LTB	0.048	30
		143.22 C	3.40	4.45	3.50
605 ST	HE180A	(DUTCH SECTIONS)			
		PASS	EC-5.5.4.LTB	0.722	36
		117.86 C	-1.95	-23.16	2.50
606 ST	HE180A	(DUTCH SECTIONS)			
		PASS	EC-5.5.4.LTB	0.484	37
		6.58 C	-1.97	-23.16	2.50
607 ST	HE500B	(DUTCH SECTIONS)			
		PASS	EC-5.5.4.LTB	0.037	34
		89.06 C	-2.97	-4.02	0.00
608 ST	L110X10	(DUTCH SECTIONS)			
		PASS	EC-5.4.4 (C)	0.376	37
		158.19 C	0.00	0.00	0.00
609 ST	HE500B	(DUTCH SECTIONS)			
		PASS	EC-5.5.4.LTB	0.316	36
		146.47 C	-0.92	-257.92	4.91
610 ST	HE500B	(DUTCH SECTIONS)			
		PASS	EC-5.5.4	0.026	30
		79.77 C	-1.39	0.42	0.00
611 ST	IPE400	(DUTCH SECTIONS)			
		PASS	EC-5.5.4	0.315	36
		53.63 C	11.16	0.00	5.00
612 ST	IPE400	(DUTCH SECTIONS)			
		PASS	EC-5.5.2 LTB	0.181	25
		1.87 C	-0.16	47.88	1.88
613 ST	IPE400	(DUTCH SECTIONS)			
		PASS	EC-5.5.2 LTB	0.194	25
		0.67 C	0.09	-48.20	0.24
614 ST	IPE400	(DUTCH SECTIONS)			
		PASS	EC-eq(5.36)	0.182	36
		14.41 T	8.50	0.00	0.27
615 ST	HE500B	(DUTCH SECTIONS)			
		PASS	EC-5.5.4	0.016	31
		5.99 C	-3.77	-0.93	0.00
616 ST	HE500B	(DUTCH SECTIONS)			
		PASS	EC-5.4.8.1	0.008	32
		3.01 C	2.26	-0.01	1.23
617 ST	HE500B	(DUTCH SECTIONS)			
		PASS	EC-5.5.4	0.011	31
		5.88 C	-2.64	0.74	0.00



ALL UNITS ARE - KN METE (UNLESS OTHERWISE NOTED)

MEMBER	TABLE	RESULT/ FX	CRITICAL COND/ MY	RATIO/ MZ	LOADING/ LOCATION
618 ST	HE140A	(DUTCH SECTIONS)			
		PASS	EC-5.5.4.LTB	0.136	36
		2.70 C	-0.74	-2.37	2.08
619 ST	HE140A	(DUTCH SECTIONS)			
		PASS	EC-5.5.4	0.157	37
		2.08 C	2.69	0.00	0.00
620 ST	HE200A	(DUTCH SECTIONS)			
		PASS	EC-eq(5.36)	0.516	35
		1.83 T	-11.52	-22.93	0.00
621 ST	HE200A	(DUTCH SECTIONS)			
		PASS	EC-eq(5.36)	0.430	36
		15.03 T	-5.55	-26.53	0.00
622 ST	HE200A	(DUTCH SECTIONS)			
		PASS	EC-eq(5.36)	0.249	34
		18.04 T	-3.38	-14.25	1.13
623 ST	HE500B	(DUTCH SECTIONS)			
		PASS	EC-5.5.4	0.348	33
		377.44 C	79.42	0.16	1.68
624 ST	HE500B	(DUTCH SECTIONS)			
		PASS	EC-5.5.4	0.350	33
		378.47 C	-78.39	-0.16	0.00
625 ST	HE500B	(DUTCH SECTIONS)			
		PASS	EC-5.5.4	0.621	33
		490.76 C	148.48	2.42	0.00
626 ST	HE500B	(DUTCH SECTIONS)			
		PASS	EC-5.5.4	0.225	33
		495.82 C	36.65	0.59	0.00
627 ST	HE500B	(DUTCH SECTIONS)			
		PASS	EC-5.5.4	0.641	36
		440.53 C	-75.76	235.52	0.00
628 ST	HE500B	(DUTCH SECTIONS)			
		PASS	EC-5.5.4	0.590	36
		445.16 C	71.96	192.87	0.00
629 ST	HE500B	(DUTCH SECTIONS)			
		PASS	EC-5.5.4	0.731	36
		586.69 C	-127.86	117.96	0.00
630 ST	HE500B	(DUTCH SECTIONS)			
		PASS	EC-5.5.4	0.299	36
		591.64 C	-31.51	28.69	0.00
631 ST	HE500B	(DUTCH SECTIONS)			
		PASS	EC-5.5.4	0.246	33
		132.31 C	59.19	-8.84	1.68
632 ST	HE500B	(DUTCH SECTIONS)			
		PASS	EC-5.5.4	0.244	33
		133.10 C	-58.43	8.84	0.00

the scale towards document
Image Engineering Scan Reference Chart TE263 Serial No. 380
Patch Reference numbers on UTT

ALL UNITS ARE - KN METE (UNLESS OTHERWISE NOTED)

MEMBER	TABLE	RESULT/ FX	CRITICAL COND/ MY	RATIO/ MZ	LOADING/ LOCATION
633 ST	HE140B	(DUTCH SECTIONS)			
		PASS	EC-5.5.4.LTB	0.305	36
		53.91 C	-5.82	1.07	1.68
634 ST	HE140B	(DUTCH SECTIONS)			
		PASS	EC-5.5.4	0.273	36
		54.75 C	5.01	-1.07	0.00
635 ST	HE500B	(DUTCH SECTIONS)			
		PASS	EC-5.5.4	0.696	33
		301.38 C	178.45	2.54	0.00
636 ST	HE500B	(DUTCH SECTIONS)			
		PASS	EC-5.5.4	0.223	33
		306.59 C	45.97	0.62	0.00
637 ST	HE140B	(DUTCH SECTIONS)			
		PASS	EC-5.5.4.LTB	0.642	36
		207.35 C	-10.43	-0.47	0.00
638 ST	HE140B	(DUTCH SECTIONS)			
		PASS	EC-5.5.4	0.266	36
		209.36 C	-1.03	-0.11	0.00
639 ST	UPN160	(DUTCH SECTIONS)			
		PASS	EC-5.5.4	0.702	33
		172.02 C	0.94	0.00	0.00
640 ST	UPN240	(DUTCH SECTIONS)			
		PASS	EC-5.5.4	0.269	33
		32.22 C	0.96	0.00	0.00
641 ST	UPN160	(DUTCH SECTIONS)			
		PASS	EC-5.5.4	0.605	33
		152.22 C	0.65	0.00	0.00
642 ST	UPN160	(DUTCH SECTIONS)			
		PASS	EC-5.5.4	0.625	36
		153.11 C	-0.80	0.00	0.00
643 ST	UPN160	(DUTCH SECTIONS)			
		PASS	EC-5.5.4	0.422	36
		109.23 C	-0.32	0.00	0.00
644 ST	UPN160	(DUTCH SECTIONS)			
		PASS	EC-5.5.4	0.933	41
		226.42 C	1.49	0.00	0.00
645 ST	UPN160	(DUTCH SECTIONS)			
		PASS	EC-eq(5.36)	0.339	33
		0.17 T	2.46	0.00	0.00
646 ST	UPN160	(DUTCH SECTIONS)			
		PASS	EC-5.5.4	0.945	33
		257.24 C	1.68	0.00	0.00
647 ST	UPN160	(DUTCH SECTIONS)			
		PASS	EC-5.5.4	0.480	33
		4.59 C	2.82	0.00	0.00



ALL UNITS ARE - KN METE (UNLESS OTHERWISE NOTED)

MEMBER	TABLE	RESULT/ FX	CRITICAL COND/ MY	RATIO/ MZ	LOADING/ LOCATION
648	ST UPN160	(DUTCH SECTIONS)			
		PASS	EC-eq(5.36)	0.065	35
		21.42 T	0.17	0.00	0.00
649	ST UPN160	(DUTCH SECTIONS)			
		PASS	EC-5.5.4	0.635	36
		152.61 C	-0.91	0.00	1.67
650	ST L110X10	(DUTCH SECTIONS)			
		PASS	EC-5.4.4 (C)	0.364	36
		113.66 C	0.00	0.00	1.96
651	ST HE180A	(DUTCH SECTIONS)			
		PASS	EC-eq(5.36)	0.226	37
		24.45 T	6.50	-0.42	1.25
652	ST L110X10	(DUTCH SECTIONS)			
		PASS	EC-5.4.4 (C)	0.257	33
		90.57 C	0.00	0.00	0.00
653	ST L110X10	(DUTCH SECTIONS)			
		PASS	EC-5.4.4 (C)	0.242	36
		85.10 C	0.00	0.00	1.32
654	ST L110X10	(DUTCH SECTIONS)			
		PASS	EC-5.4.4 (C)	0.390	41
		121.98 C	0.00	0.00	0.00
655	ST UPN160	(DUTCH SECTIONS)			
		PASS	EC-5.5.4	0.124	33
		16.80 C	-0.46	0.00	1.67
656	ST UPN160	(DUTCH SECTIONS)			
		PASS	EC-5.5.4	0.824	41
		185.54 C	0.95	0.00	1.67
657	ST L110X10	(DUTCH SECTIONS)			
		PASS	EC-5.4.4 (C)	0.432	33
		137.95 C	0.00	0.00	0.00
658	ST HE180A	(DUTCH SECTIONS)			
		PASS	EC-5.5.4.LTB	0.412	37
		26.85 C	12.51	0.17	0.42
659	ST L110X10	(DUTCH SECTIONS)			
		PASS	EC-5.4.4 (C)	0.207	36
		74.98 C	0.00	0.00	1.15
660	ST L110X10	(DUTCH SECTIONS)			
		PASS	EC-5.4.4 (C)	0.221	41
		80.00 C	0.00	0.00	0.00
661	ST L110X10	(DUTCH SECTIONS)			
		PASS	EC-5.4.4 (C)	0.366	36
		117.00 C	0.00	0.00	1.85
662	ST UPN160	(DUTCH SECTIONS)			
		PASS	EC-eq(5.36)	0.095	36
		11.72 T	0.52	0.00	0.00

the scale towards document
Image Engineering Scan Reference Chart TE263 Serial No. 380

ALL UNITS ARE - KN METE (UNLESS OTHERWISE NOTED)

MEMBER	TABLE	RESULT/ FX	CRITICAL COND/ MY	RATIO/ MZ	LOADING/ LOCATION
663 ST	UPN160	(DUTCH SECTIONS)			
		PASS	EC-5.5.4	0.919	36
		192.84 C	-1.32	0.00	1.67
664 ST	L110X10	(DUTCH SECTIONS)			
		PASS	EC-5.4.4 (C)	0.464	36
		145.01 C	0.00	0.00	1.96
665 ST	L110X10	(DUTCH SECTIONS)			
		PASS	EC-5.4.4 (C)	0.341	41
		119.97 C	0.00	0.00	0.00
666 ST	L110X10	(DUTCH SECTIONS)			
		PASS	EC-5.4.4 (C)	0.311	36
		109.31 C	0.00	0.00	1.32
667 ST	L110X10	(DUTCH SECTIONS)			
		PASS	EC-5.4.4 (C)	0.557	41
		174.15 C	0.00	0.00	0.00
668 ST	UPN160	(DUTCH SECTIONS)			
		PASS	EC-5.5.4	0.246	33
		57.72 C	-0.28	0.00	1.67
669 ST	UPN160	(DUTCH SECTIONS)			
		PASS	EC-5.5.4	0.146	36
		15.95 C	-0.64	0.00	1.67
670 ST	L110X10	(DUTCH SECTIONS)			
		PASS	EC-5.4.3 (T)	0.163	33
		74.05 T	0.00	0.00	0.00
671 ST	IPE300	(DUTCH SECTIONS)			
		PASS	EC-5.5.4	0.305	36
		28.91 C	7.36	0.00	2.50
672 ST	L110X10	(DUTCH SECTIONS)			
		PASS	EC-5.4.4 (C)	0.143	33
		50.24 C	0.00	0.00	0.00
673 ST	L110X10	(DUTCH SECTIONS)			
		PASS	EC-5.4.4 (C)	0.111	36
		38.97 C	0.00	0.00	1.32
674 ST	L110X10	(DUTCH SECTIONS)			
		PASS	EC-5.4.4 (C)	0.183	41
		57.28 C	0.00	0.00	0.00
675 ST	UPN160	(DUTCH SECTIONS)			
		PASS	EC-5.5.4	0.464	36
		119.09 C	0.27	0.00	1.67
676 ST	UPN160	(DUTCH SECTIONS)			
		PASS	EC-eq(5.36)	0.135	36
		11.88 T	-0.82	0.00	1.67
677 ST	L110X10	(DUTCH SECTIONS)			
		PASS	EC-5.4.4 (C)	0.286	33
		91.49 C	0.00	0.00	0.00



STAAD.Pro WARNING
DESIGN NOT PERFORMED WITH PRISMATIC PROPERTIES
USER-TABLE MAY BE USED TO DESIGN PRISMATIC SECTIONS

679	ST	L110X10	(DUTCH SECTIONS)			
			PASS	EC-5.4.3 (T)	0.127	33
			57.33 T	0.00	0.00	0.00
680	ST	L110X10	(DUTCH SECTIONS)			
			PASS	EC-5.4.3 (T)	0.134	36
			60.47 T	0.00	0.00	1.15
681	ST	L110X10	(DUTCH SECTIONS)			
			PASS	EC-5.4.4 (C)	0.302	36
			96.51 C	0.00	0.00	1.84
682	ST	UPN160	(DUTCH SECTIONS)			
			PASS	EC-eq(5.36)	0.371	36
			154.52 T	0.50	0.00	1.67
683	ST	UPN160	(DUTCH SECTIONS)			
			PASS	EC-5.5.4	0.262	36
			16.96 C	-1.43	0.00	1.67
684	ST	L110X10	(DUTCH SECTIONS)			
			PASS	EC-5.4.3 (T)	0.374	33
			169.45 T	0.00	0.00	0.00
685	ST	L110X10	(DUTCH SECTIONS)			
			PASS	EC-5.4.4 (C)	0.330	33
			116.22 C	0.00	0.00	0.00
686	ST	L110X10	(DUTCH SECTIONS)			
			PASS	EC-5.4.4 (C)	0.261	36
			91.84 C	0.00	0.00	1.32
687	ST	L110X10	(DUTCH SECTIONS)			
			PASS	EC-5.4.3 (T)	0.296	36
			133.85 T	0.00	0.00	1.96
688	ST	HE140B	(DUTCH SECTIONS)			
			PASS	EC-5.5.4.LTB	0.431	41
			12.12 C	10.41	-0.70	0.00
689	ST	HE140B	(DUTCH SECTIONS)			
			PASS	EC-5.5.4	0.419	36
			24.26 C	10.16	-0.07	0.00
690	ST	HE140B	(DUTCH SECTIONS)			
			PASS	EC-5.5.4.LTB	0.635	36
			41.90 C	-12.18	6.36	0.00
691	ST	HE140B	(DUTCH SECTIONS)			
			PASS	EC-5.5.4	0.505	36
			43.59 C	11.92	0.20	0.00
692	ST	HE180B	(DUTCH SECTIONS)			
			PASS	EC-eq(5.36)	0.781	41
			81.49 T	32.00	7.63	0.00
693	ST	HE180B	(DUTCH SECTIONS)			
			PASS	EC-eq(5.36)	0.685	41
			152.28 T	-28.08	0.69	0.00
694	ST	HE140B	(DUTCH SECTIONS)			
			PASS	EC-5.5.4.LTB	0.480	36
			25.59 C	-11.05	-1.39	1.67
695	ST	HE140B	(DUTCH SECTIONS)			
			PASS	EC-5.5.4	0.448	36
			26.26 C	10.17	1.39	0.00



ALL UNITS ARE - KN METE (UNLESS OTHERWISE NOTED)

MEMBER	TABLE	RESULT/ FX	CRITICAL COND/ MY	RATIO/ MZ	LOADING/ LOCATION
697	ST HE140B	(DUTCH SECTIONS)			
		PASS	EC-5.5.4	0.205	25
		135.04 C	-0.24	-0.02	0.00
698	ST HE140B	(DUTCH SECTIONS)			
		PASS	EC-5.5.4.LTB	0.554	33
		375.30 C	0.96	-1.82	0.00
699	ST HE140B	(DUTCH SECTIONS)			
		PASS	EC-5.5.4.LTB	0.448	33
		376.58 C	0.91	-0.45	0.00
700	ST HE180B	(DUTCH SECTIONS)			
		PASS	EC-5.5.4.LTB	0.493	36
		500.57 C	-4.02	-2.37	0.00
701	ST HE180B	(DUTCH SECTIONS)			
		PASS	EC-5.5.4.LTB	0.384	36
		502.51 C	-1.07	-0.58	0.00
702	ST HE140B	(DUTCH SECTIONS)			
		PASS	EC-5.5.4.LTB	0.342	35
		113.44 C	-0.71	-8.53	0.00
703	ST HE140B	(DUTCH SECTIONS)			
		PASS	EC-5.5.4.LTB	0.177	35
		114.61 C	-0.33	-2.10	0.00
704	ST UPN140	(DUTCH SECTIONS)			
		PASS	EC-5.5.4	0.739	33
		21.77 C	0.92	0.00	0.00
705	ST UPN140	(DUTCH SECTIONS)			
		PASS	EC-5.5.4	0.590	41
		49.78 C	-0.37	0.00	2.97
706	ST UPN140	(DUTCH SECTIONS)			
		PASS	EC-5.5.4	0.812	36
		23.00 C	-0.91	0.00	5.00
707	ST UPN140	(DUTCH SECTIONS)			
		PASS	EC-5.5.4	0.938	36
		29.25 C	-0.81	0.00	5.00
708	ST UPN140	(DUTCH SECTIONS)			
		PASS	EC-5.5.4	0.697	36
		66.30 C	-0.25	0.01	1.98
709	ST UPN140	(DUTCH SECTIONS)			
		PASS	EC-5.5.4	0.891	41
		27.06 C	0.83	0.00	0.00
710	ST UPN140	(DUTCH SECTIONS)			
		PASS	EC-eq(5.36)	0.130	33
		3.98 T	0.68	0.00	0.00
711	ST UPN140	(DUTCH SECTIONS)			
		PASS	EC-5.5.4	0.135	40
		1.89 C	-0.44	0.00	5.00



ALL UNITS ARE - KN METE (UNLESS OTHERWISE NOTED)

MEMBER	TABLE	RESULT/ FX	CRITICAL COND/ MY	RATIO/ MZ	LOADING/ LOCATION
712	ST UPN140	(DUTCH SECTIONS)			
		PASS	EC-5.5.4	0.162	36
		1.92 C	-0.57	0.00	5.00
713	ST UPN140	(DUTCH SECTIONS)			
		PASS	EC-5.5.4	0.174	33
		1.18 C	0.76	0.00	0.00
714	ST UPN140	(DUTCH SECTIONS)			
		PASS	EC-5.5.4	0.158	33
		0.52 C	0.79	0.00	0.00
715	ST IPE300	(DUTCH SECTIONS)			
		PASS	EC-eq(5.36)	0.393	36
		88.72 T	-2.57	-29.38	0.00
716	ST UPN140	(DUTCH SECTIONS)			
		PASS	EC-5.5.4	0.399	36
		88.93 C	-0.23	0.00	0.00
717	ST UPN140	(DUTCH SECTIONS)			
		PASS	EC-eq(5.36)	0.709	41
		91.77 T	2.79	0.00	0.48
718	ST UPN140	(DUTCH SECTIONS)			
		PASS	EC-5.5.4	0.311	36
		66.30 C	-0.19	0.01	0.26
719	ST UPN140	(DUTCH SECTIONS)			
		PASS	EC-eq(5.36)	0.695	41
		64.77 T	3.06	0.00	0.48
720	ST HE200A	(DUTCH SECTIONS)			
		PASS	EC-5.5.4.LTB	0.620	36
		269.05 C	-8.11	19.01	0.00
721	ST HE200A	(DUTCH SECTIONS)			
		PASS	EC-5.5.4.LTB	0.419	36
		269.05 C	5.24	6.79	0.00
722	ST UPN140	(DUTCH SECTIONS)			
		PASS	EC-5.4.4 (C)	0.233	36
		76.25 C	0.00	0.00	0.00
723	ST UPN140	(DUTCH SECTIONS)			
		PASS	EC-5.4.4 (C)	0.333	36
		75.88 C	0.00	0.00	0.00
724	ST UPN140	(DUTCH SECTIONS)			
		PASS	EC-5.4.4 (C)	0.489	36
		146.39 C	0.00	0.00	0.00
725	ST UPN140	(DUTCH SECTIONS)			
		PASS	EC-5.4.4 (C)	0.038	41
		12.32 C	0.00	0.00	0.00
726	ST UPN140	(DUTCH SECTIONS)			
		PASS	EC-5.4.4 (C)	0.025	41
		5.75 C	0.00	0.00	0.00



ALL UNITS ARE - KN METE (UNLESS OTHERWISE NOTED)

MEMBER	TABLE	RESULT/ FX	CRITICAL COND/ MY	RATIO/ MZ	LOADING/ LOCATION
727 ST	L110X10	(DUTCH SECTIONS)			
		PASS	EC-5.4.4 (C)	0.622	33
		261.48 C	0.00	0.00	0.00
728 ST	L110X10	(DUTCH SECTIONS)			
		PASS	EC-5.4.4 (C)	0.603	41
		180.10 C	0.00	0.00	0.00
729 ST	L110X10	(DUTCH SECTIONS)			
		PASS	EC-5.4.4 (C)	0.543	41
		159.03 C	0.00	0.00	0.00
730 ST	IPE400	(DUTCH SECTIONS)			
		PASS	EC-eq(5.36)	0.164	36
		47.00 T	6.76	0.00	2.15
731 ST	HE200A	(DUTCH SECTIONS)			
		PASS	EC-5.5.4.LTB	0.072	39
		54.21 C	-0.14	1.22	0.00
732 ST	UPN160	(DUTCH SECTIONS)			
		PASS	EC-5.5.4.LTB	0.567	35
		152.09 C	-0.09	3.34	1.17
733 ST	HE500B	(DUTCH SECTIONS)			
		PASS	EC-5.5.4.LTB	0.150	35
		307.74 C	-12.17	-48.08	0.00
734 ST	HE500B	(DUTCH SECTIONS)			
		PASS	EC-5.5.4.LTB	0.141	35
		396.78 C	-2.87	54.88	0.00
735 ST	UPN160	(DUTCH SECTIONS)			
		PASS	EC-5.5.4.LTB	0.386	35
		82.77 C	0.08	-3.84	0.00
736 ST	UPN160	(DUTCH SECTIONS)			
		PASS	EC-5.5.4.LTB	0.348	35
		83.26 C	0.04	2.86	0.00
737 ST	UPN160	(DUTCH SECTIONS)			
		PASS	EC-5.5.4	0.569	35
		119.05 C	-0.13	0.00	1.07
738 ST	UPN160	(DUTCH SECTIONS)			
		PASS	EC-5.5.4	0.056	35
		8.19 C	-0.13	0.00	1.07
739 ST	L110X10	(DUTCH SECTIONS)			
		PASS	EC-5.5.4	0.600	38
		128.21 C	-0.71	-0.41	0.00
740 ST	L110X10	(DUTCH SECTIONS)			
		PASS	EC-5.5.4	0.627	38
		158.28 C	-0.22	-0.17	0.20



********** END OF TABULATED RESULT OF DESIGN **********

740. PRINT MAXFORCE ENVELOPE NSECTION 5 LIST 1 TO 10 12 TO 16 24 TO 34 37 TO 55 -



MEMBER FORCE ENVELOPE

ALL UNITS ARE KN METE

MAX AND MIN FORCE VALUES AMONGST ALL SECTION LOCATIONS

MEMB 741. 57 TO 69 71 TO 73 76 TO 81 92 99 106 115 TO 120 122 TO 129 131 TO 135 139 -
742. 145 146 152 TO 160 162 TO 169 171 TO 174 190 192 194 TO 203 205 TO 207 209 -
743. 211 TO 213 216 223 TO 237 239 TO 245 247 TO 252 254 TO 260 262 TO 266 268 -
744. 269 TO 277 279 TO 288 290 TO 305 315 TO 343 345 TO 367 369 371 373 375 377 -
745. 378 TO 384 393 TO 407 411 TO 426 428 TO 431 437 TO 440 442 TO 481 483 485 -
746. 486 TO 523 529 TO 564 569 TO 574 576 577 579 580 582 583 585 586 588 TO 592 -
747. 595 TO 607 609 TO 619 621 623 TO 638 651 658 671 678 688 TO 695 697 TO 703 -
748. 715 720 721 730 731 733 734

		FY/ FZ	DIST DIST	LD LD	MZ/ MY	DIST DIST	LD LD	FX	DIST	LD
1	MAX	0.10	0.00	38	0.33	0.00	38			
		0.83	0.00	40	4.42	0.00	33	134.56 C	1.03	25
	MIN	-0.16	1.03	35	-0.53	0.00	35			
		-4.31	1.03	37	-1.56	0.00	40	47.85 C	0.00	40
2	MAX	0.97	0.00	38	3.15	0.00	38			
		1.52	0.00	40	1.30	0.00	41	374.40 C	1.03	33
	MIN	-0.86	1.03	37	-2.79	0.00	37			
		-0.75	1.03	33	-2.01	0.00	36	40.46 T	0.00	40
3	MAX	0.55	0.00	23	0.00	0.00	23			
		0.00	0.00	23	0.00	0.00	23	311.57 C	0.00	33
	MIN	-0.55	5.96	23	0.00	5.96	41			
		0.00	5.96	41	0.00	5.96	41	268.46 T	5.96	36
4	MAX	1.67	0.00	30	5.43	0.00	30			
		3.11	0.00	36	5.21	0.00	41	499.63 C	1.03	36
	MIN	-1.18	1.03	35	-3.84	0.00	35			
		-1.16	1.03	41	-6.86	0.00	36	253.23 T	0.00	41
5	MAX	2.88	0.00	38	9.35	0.00	38			
		1.42	0.00	37	1.94	1.03	41	136.08 C	1.03	25
	MIN	-3.85	1.03	35	-12.52	0.00	35			
		-0.74	1.03	40	-1.58	1.03	36	48.93 C	0.00	41
6	MAX	15.79	5.00	36	18.95	2.00	36			
		5.03	5.00	23	5.13	5.00	36	11.59 C	0.00	41
	MIN	-15.79	0.00	37	-18.81	2.00	38			
		-5.01	0.00	33	-2.47	3.00	33	20.98 T	5.00	34
7	MAX	15.67	0.00	30	19.67	2.38	37			
		6.92	2.97	33	9.09	2.97	41	100.65 C	0.00	36
	MIN	-15.78	0.00	37	-19.53	2.38	30			
		-8.32	0.00	36	-8.11	2.97	36	133.39 T	2.97	33

the scale towards document

8	MAX	89.97	0.00	24	0.00	0.00	23			
		15.79	5.00	36	18.81	2.00	30	10.22 C	0.00	32
	MIN	-89.97	5.00	24	-107.96	2.00	24			
		-15.79	0.00	37	-18.95	2.00	37	9.19 T	5.00	34
9	MAX	0.35	0.00	30	1.53	0.00	38			
		10.05	0.00	41	9.59	1.03	41	47.25 C	1.03	25
	MIN	-0.35	1.03	37	-1.22	0.00	37			
		-10.49	1.03	36	-10.12	1.03	36	10.78 C	0.00	38
10	MAX	3.71	0.00	32	10.36	0.00	32			
		12.36	0.00	41	11.47	1.03	41	78.46 C	1.03	25
	MIN	-3.69	1.03	34	-9.87	0.00	34			
		-12.74	1.03	36	-11.50	1.03	36	1.55 C	0.00	41
12	MAX	4.31	0.00	37	12.01	0.00	37			
		30.01	0.00	41	28.36	1.03	41	113.84 C	1.03	36
	MIN	-4.91	1.03	30	-11.75	0.00	30			
		-28.72	1.03	36	-27.99	1.03	36	76.88 T	0.00	41
13	MAX	2.23	0.00	39	2.02	0.00	39			
		10.59	0.00	41	10.36	1.03	41	48.44 C	1.03	25
	MIN	-4.08	1.03	34	-4.49	0.00	34			
		-9.93	1.03	36	-9.87	1.03	36	12.04 C	0.00	39
14	MAX	17.51	0.00	24	0.00	0.00	23			
		9.65	5.00	36	8.68	5.00	36	19.59 C	0.00	32
	MIN	-17.51	5.00	24	-21.02	3.00	24			
		-9.58	5.00	38	-8.34	5.00	38	17.66 T	5.00	37
15	MAX	19.18	0.00	36	37.19	2.97	33			
		7.81	0.00	38	7.30	0.00	37	61.89 C	0.00	30
	MIN	-21.81	2.97	33	-29.38	2.97	36			
		-7.95	0.00	37	-6.96	0.00	38	152.58 T	2.97	37
16	MAX	24.49	0.00	25	0.00	0.00	23			
		8.69	0.00	38	7.70	0.00	37	83.88 C	0.00	41
	MIN	-28.65	5.00	25	-32.38	3.00	25			
		-8.82	0.00	37	-7.43	0.00	38	76.44 T	5.00	36
24	MAX	89.97	0.00	24	0.00	0.00	23			
		15.79	0.00	32	18.95	2.00	32	20.76 C	0.00	30
	MIN	-89.97	5.00	24	-107.96	2.00	24			
		-15.79	5.00	40	-18.81	2.00	34	16.15 T	5.00	37
25	MAX	171.19	0.00	24	0.00	0.00	23			
		0.00	0.00	33	0.00	4.00	33	26.71 C	0.00	30
	MIN	-171.19	5.00	24	-205.43	2.00	24			
		0.00	5.00	36	0.00	4.00	36	27.19 T	5.00	37
26	MAX	86.82	0.00	24	0.00	0.00	23			
		0.00	0.00	33	0.00	4.00	33	24.79 C	0.00	38
	MIN	-86.82	5.00	24	-104.18	2.00	24			
		0.00	5.00	36	0.00	4.00	36	26.56 T	5.00	36

the scale towards document
Image Engineering Scan Reference Chart TE263 Serial No. 380

27	MAX	15.79	5.00	33	18.95	2.00	33			
		6.02	5.00	35	7.41	5.00	35	14.00 C	0.00	30
	MIN	-15.79	0.00	41	-18.81	2.00	34			
		-5.07	0.00	30	-3.22	3.00	30	15.68 T	5.00	36
28	MAX	24.49	0.00	25	0.00	0.00	23			
		7.91	0.00	32	9.50	2.00	32	9.97 C	0.00	38
	MIN	-28.65	5.00	25	-32.38	3.00	25			
		-7.91	5.00	40	-9.50	3.00	34	9.14 T	5.00	35
29	MAX	0.57	0.00	23	0.00	0.00	23			
		0.00	0.00	23	0.00	0.00	23	85.45 C	0.00	38
	MIN	-0.57	7.07	23	0.00	7.07	41			
		0.00	7.07	41	0.00	7.07	41	176.56 T	7.07	37
30	MAX	49.74	0.00	25	0.00	0.00	23			
		0.39	0.00	30	1.99	0.00	36	96.09 C	0.00	37
	MIN	-41.43	5.00	25	-55.70	2.00	25			
		-0.71	5.00	36	-1.58	5.00	36	48.58 T	5.00	40
31	MAX	0.57	0.00	23	0.00	0.00	23			
		0.00	0.00	23	0.00	0.00	23	171.75 C	0.00	36
	MIN	-0.57	7.07	23	0.00	7.07	41			
		0.00	7.07	41	0.00	7.07	41	78.08 T	7.07	33
32	MAX	32.59	0.00	25	0.00	0.00	23			
		0.34	0.00	30	1.25	0.00	36	75.78 C	0.00	30
	MIN	-36.75	5.00	25	-42.10	3.00	25			
		-0.42	5.00	36	-1.65	0.00	30	149.65 T	5.00	36
33	MAX	0.57	0.00	23	0.00	0.00	23			
		0.00	0.00	23	0.00	0.00	23	85.23 C	0.00	36
	MIN	-0.57	7.07	23	0.00	7.07	41			
		0.00	7.07	41	0.00	7.07	41	94.65 T	7.07	33
34	MAX	18.22	0.00	24	0.00	0.00	23			
		9.53	0.00	34	7.88	0.00	33	62.00 C	0.00	33
	MIN	-18.22	5.00	24	-21.87	3.00	24			
		-9.35	0.00	33	-8.43	0.00	34	66.90 T	5.00	36
37	MAX	14.07	0.00	36	49.25	0.00	36			
		0.43	0.00	34	2.80	0.00	41	457.04 C	3.50	37
	MIN	-17.17	3.50	33	-60.10	0.00	33			
		-0.80	3.50	41	-1.52	0.00	34	192.18 T	0.00	40
38	MAX	8.59	0.00	38	30.06	0.00	38			
		1.49	0.00	36	5.14	0.00	33	599.61 C	3.50	32
	MIN	-6.94	3.50	35	-24.29	0.00	35			
		-1.47	3.50	33	-5.20	0.00	36	144.90 T	0.00	41
39	MAX	2.41	0.00	40	8.44	0.00	40			
		4.80	0.00	35	15.17	0.00	30	612.99 C	3.50	35
	MIN	-1.86	3.50	35	-6.52	0.00	35			
		-4.34	3.50	30	-16.79	0.00	35	105.98 T	0.00	38



40	MAX	0.82	0.00	34	2.86	0.00	34			
		0.94	0.00	35	4.88	0.00	30	195.34 C	3.50	25
	MIN	-1.06	3.50	33	-3.71	0.00	33			
		-1.40	3.50	30	-3.30	0.00	35	59.20 C	0.00	40
41	MAX	1.39	0.00	23	0.00	0.00	23			
		0.03	0.00	39	0.32	0.00	38	22.75 C	0.00	33
	MIN	0.00	2.50	23	-1.74	2.50	23			
		-0.04	2.50	34	-0.38	2.50	36	31.74 T	2.50	34
42	MAX	0.00	0.00	23	0.00	2.50	23			
		0.03	0.00	39	0.26	0.00	38	22.75 C	0.00	33
	MIN	-1.39	2.50	23	-1.74	0.00	23			
		-0.04	2.50	34	-0.47	2.50	37	31.74 T	2.50	34
43	MAX	1.39	0.00	23	0.00	0.00	23			
		0.16	0.00	35	0.24	2.00	34	20.55 C	0.00	33
	MIN	0.19	2.00	41	-1.67	2.00	23			
		-0.01	2.00	40	-0.46	0.00	37	27.87 T	2.00	34
44	MAX	0.28	0.00	23	-0.74	2.00	38			
		0.16	0.00	35	0.55	2.00	34	20.55 C	0.00	33
	MIN	-0.84	2.00	23	-1.74	0.40	23			
		-0.01	2.00	40	-0.21	2.00	41	27.87 T	2.00	34
45	MAX	-0.56	0.00	38	0.00	1.00	23			
		0.16	0.00	35	0.70	1.00	34	20.55 C	0.00	33
	MIN	-1.39	1.00	23	-1.12	0.00	23			
		-0.01	1.00	40	-0.22	1.00	41	27.87 T	1.00	34
46	MAX	144.48	0.00	24	0.00	0.00	23			
		0.95	0.00	36	1.52	1.60	36	14.27 C	0.00	33
	MIN	9.93	1.60	40	-143.52	1.60	24			
		-0.69	1.60	39	-1.10	1.60	39	17.24 T	1.60	34
47	MAX	16.84	0.00	24	0.00	3.40	23			
		0.32	0.00	39	1.52	0.00	36	19.92 C	0.00	33
	MIN	-101.23	3.40	24	-146.89	0.68	24			
		-0.45	3.40	36	-1.10	0.00	39	20.87 T	3.40	34
48	MAX	8.99	0.00	37	49.25	3.50	36			
		5.52	0.00	37	21.51	0.00	38	364.19 C	3.50	37
	MIN	-7.87	3.50	40	-60.09	3.50	33			
		-6.51	3.50	38	-16.76	0.00	37	233.58 T	0.00	40
49	MAX	22.20	0.00	37	60.86	0.00	37			
		3.66	0.00	34	18.36	0.00	41	436.98 C	3.50	32
	MIN	-18.22	3.50	30	-33.93	0.00	30			
		-3.84	3.50	41	-13.55	0.00	36	210.63 T	0.00	41
50	MAX	30.48	0.00	35	44.60	1.17	38			
		8.56	0.00	34	31.31	0.00	41	314.17 C	1.17	31
	MIN	-26.25	1.17	38	-48.08	1.17	35			
		-7.82	1.17	41	-23.74	0.00	34	116.68 T	0.00	38

51	MAX	4.19	0.00	33	10.93	0.00	33			
		0.55	0.00	34	1.23	0.00	33	86.13 C	3.50	25
	MIN	-4.02	3.50	34	-11.26	0.00	34			
		-1.07	3.50	31	-2.85	3.50	31	15.74 C	0.00	41
52	MAX	15.07	0.00	24	0.00	0.00	23			
		9.28	5.00	36	8.11	5.00	37	153.56 C	0.00	32
	MIN	-15.07	5.00	24	-18.09	3.00	24			
		-9.31	5.00	30	-8.46	5.00	30	77.81 T	5.00	34
53	MAX	15.07	0.00	24	0.00	0.00	23			
		8.60	0.00	30	7.24	5.00	36	69.51 C	0.00	32
	MIN	-15.07	5.00	24	-18.09	3.00	24			
		-8.63	0.00	37	-6.97	0.00	30	82.42 T	5.00	34
54	MAX	41.43	0.00	25	0.00	0.00	23			
		0.64	0.00	35	2.23	5.00	35	91.14 C	0.00	33
	MIN	-49.74	5.00	25	-55.70	3.00	25			
		-0.58	5.00	41	-2.19	0.00	34	116.05 T	5.00	34
55	MAX	2.74	0.00	37	21.52	1.23	38			
		12.33	0.00	41	33.55	1.23	41	241.83 C	1.23	37
	MIN	-3.09	1.23	40	-16.77	1.23	37			
		-9.67	1.23	36	-27.59	1.23	36	146.41 T	0.00	40
57	MAX	0.55	0.00	23	0.00	0.00	23			
		0.00	0.00	23	0.00	0.00	23	200.90 C	0.00	37
	MIN	-0.55	6.10	23	0.00	6.10	41			
		0.00	6.10	41	0.00	6.10	41	201.27 T	6.10	32
58	MAX	39.45	0.00	30	104.47	0.00	38			
		5.75	0.00	41	18.35	3.50	41	401.13 C	3.50	32
	MIN	-42.25	3.50	37	-87.93	0.00	36			
		-4.24	3.50	34	-13.54	3.50	36	240.35 T	0.00	37
59	MAX	5.73	0.00	34	23.99	0.00	34			
		4.49	0.00	38	11.91	0.00	36	151.43 C	0.00	31
	MIN	-7.47	3.50	41	-31.69	0.00	41			
		-3.63	3.50	36	-13.56	0.00	38	17.75 T	3.50	38
60	MAX	7.81	0.00	37	17.67	2.27	38			
		11.53	0.00	41	18.32	2.27	41	238.23 C	2.27	37
	MIN	-6.66	2.27	38	-14.32	2.27	37			
		-10.31	2.27	36	-15.65	2.27	36	150.74 T	0.00	40
61	MAX	15.79	5.00	36	18.95	2.00	36			
		5.07	5.00	32	5.65	5.00	32	157.46 C	0.00	32
	MIN	-15.79	0.00	37	-18.81	2.00	38			
		-4.93	0.00	37	-2.01	2.00	32	146.14 T	5.00	37
62	MAX	15.79	5.00	36	18.95	2.00	36			
		5.44	5.00	32	6.68	5.00	32	22.91 C	0.00	41
	MIN	-15.79	0.00	37	-18.81	2.00	38			
		-5.29	0.00	37	-2.18	3.00	37	21.80 T	5.00	34

the scale towards document
Image Engineering Scan Reference Chart TE263 Serial No. 380
Patch Reference numbers on UTT

63	MAX	4.67	0.00	36	12.58	3.50	33			
		1.41	0.00	34	3.37	3.50	37	158.96 C	3.50	37
	MIN	-7.23	3.50	33	-13.69	0.00	37			
		-2.15	3.50	31	-4.67	3.50	31	88.78 T	0.00	40
64	MAX	0.55	0.00	23	0.00	0.00	23			
		0.00	0.00	23	0.00	0.00	23	146.19 C	0.00	37
	MIN	-0.55	6.10	23	0.00	6.10	41			
		0.00	6.10	41	0.00	6.10	41	157.44 T	6.10	32
65	MAX	8.10	0.00	30	132.67	0.00	38			
		3.17	0.00	32	5.59	3.50	36	269.58 C	3.50	32
	MIN	-10.68	3.50	37	-124.80	0.00	36			
		-2.13	3.50	41	-5.62	3.50	41	142.39 T	0.00	37
66	MAX	0.93	0.00	30	5.90	3.50	36			
		2.21	0.00	35	3.90	3.50	36	97.89 C	3.50	31
	MIN	-0.69	3.50	36	-5.88	3.50	33			
		-0.13	3.50	38	-4.49	0.00	35	0.04 T	0.00	38
67	MAX	18.53	0.00	30	22.23	2.00	36			
		5.45	5.00	32	5.87	5.00	32	129.88 C	0.00	32
	MIN	-18.53	5.00	38	-22.23	3.00	38			
		-5.45	0.00	37	-2.17	3.00	37	114.87 T	5.00	37
68	MAX	5.22	0.00	23	0.00	0.00	23			
		18.60	5.00	36	19.90	2.00	30	18.18 C	0.00	33
	MIN	-5.22	5.00	23	-6.27	3.00	23			
		-18.55	5.00	38	-19.90	2.00	37	17.05 T	5.00	34
69	MAX	1.99	0.00	41	13.01	4.91	32			
		0.74	0.00	31	2.86	4.91	31	49.32 C	4.91	25
	MIN	-3.86	4.91	32	-7.86	4.91	37			
		-0.45	4.91	36	-1.85	4.91	34	10.70 C	0.00	40
71	MAX	26.44	0.00	36	132.67	4.91	38			
		1.09	0.00	33	3.31	4.91	33	161.09 C	4.91	32
	MIN	-28.96	4.91	38	-124.81	4.91	36			
		-0.21	4.91	40	-2.08	0.00	37	78.64 T	0.00	37
72	MAX	0.76	0.00	33	4.42	0.00	32			
		0.88	0.00	30	2.64	4.91	30	49.34 C	4.91	25
	MIN	-1.08	4.91	34	-4.43	4.91	33			
		-0.23	4.91	35	-1.83	0.00	32	11.09 C	0.00	41
73	MAX	28.02	0.00	25	0.00	0.00	23			
		9.75	3.35	37	5.09	3.35	37	62.40 C	0.00	32
	MIN	-4.99	3.35	25	-42.35	2.68	25			
		-9.62	3.35	30	-5.27	1.34	36	63.83 T	3.35	37
76	MAX	4.99	0.00	25	0.00	3.35	23			
		10.50	0.00	30	5.64	3.35	36	35.83 C	0.00	41
	MIN	-28.02	3.35	25	-42.34	0.67	25			
		-10.53	0.00	37	-5.83	2.01	37	46.64 T	3.35	36

the scale towards document
Image Engineering Scan Reference Chart TE263 Serial No. 380
Patch Reference numbers on UTT

77	MAX	3.25	0.00	33	2.26	0.00	41			
		1.75	0.00	40	1.65	0.00	37	6.71 C	0.00	23
	MIN	-4.52	1.23	40	-6.21	0.00	36			
		-1.33	1.23	37	-2.16	0.00	40	2.10 C	1.23	40
78	MAX	7.57	0.00	26	9.36	0.00	38			
		3.33	0.00	37	2.02	1.23	37	6.71 C	0.00	23
	MIN	-5.40	1.23	39	-6.67	0.00	35			
		-2.59	1.23	40	-2.21	1.23	32	2.23 C	1.23	40
79	MAX	1.59	0.00	40	4.42	0.00	32			
		2.24	0.00	35	1.83	0.00	32	6.72 C	0.00	23
	MIN	-3.47	1.23	34	-3.10	0.00	34			
		-0.74	1.23	38	-1.11	0.00	35	2.02 C	1.23	41
80	MAX	2.06	0.00	26	2.34	2.00	28			
		1.96	5.00	32	2.21	5.00	32	0.75 C	0.00	30
	MIN	-2.06	5.00	38	-2.48	2.00	38			
		-1.92	0.00	37	-0.77	3.00	37	1.41 T	5.00	39
81	MAX	2.06	0.00	26	2.34	2.00	28			
		2.16	5.00	32	2.69	5.00	32	2.93 C	0.00	37
	MIN	-2.06	5.00	38	-2.48	2.00	38			
		-2.12	0.00	37	-0.88	2.00	32	2.57 T	5.00	40
92	MAX	-0.74	0.00	38	0.00	1.00	23			
		15.79	1.00	35	12.63	0.00	32	27.64 C	0.00	30
	MIN	-3.56	1.00	23	-2.65	0.00	35			
		-15.79	1.00	40	-12.63	0.00	35	22.44 T	1.00	37
99	MAX	0.11	0.00	38	1.24	0.35	39			
		0.04	0.00	40	0.39	0.00	30	104.77 C	0.00	38
	MIN	-1.14	0.35	35	-1.72	0.14	30			
		-0.23	0.35	37	-0.45	0.35	37	106.85 T	0.35	35
106	MAX	0.37	0.00	23	0.00	0.00	23			
		0.00	0.00	23	0.00	0.00	23	61.27 C	0.00	40
	MIN	-0.37	4.56	23	0.00	4.56	41			
		0.00	4.56	41	0.00	4.56	41	40.57 T	4.56	37
115	MAX	18.08	0.00	24	0.00	0.00	23			
		6.67	1.76	41	2.73	1.06	35	9.37 C	0.00	38
	MIN	5.76	1.76	41	-29.09	1.76	24			
		-7.76	1.76	34	-7.46	1.76	32	16.59 T	1.76	36
116	MAX	0.22	0.00	23	0.00	0.00	23			
		0.00	0.00	23	0.00	0.00	23	193.14 C	0.00	30
	MIN	-0.22	4.51	23	0.00	4.51	41			
		0.00	4.51	41	0.00	4.51	41	183.27 T	4.51	35
117	MAX	7.91	0.00	32	9.50	2.00	34			
		4.72	5.00	23	0.00	0.00	23	126.95 C	0.00	38
	MIN	-7.91	5.00	40	-9.50	3.00	40			
		-4.72	0.00	23	-5.66	3.00	23	94.24 T	5.00	37

118	MAX	9.07	0.00	35	5.85	2.85	30			
		7.81	0.00	34	5.40	0.00	33	69.14 C	0.00	31
	MIN	-9.57	2.85	30	-7.80	1.71	35			
		-8.14	0.00	33	-5.04	2.28	41	63.72 T	2.85	37
119	MAX	0.57	0.00	23	0.00	0.00	23			
		0.00	0.00	23	0.00	0.00	23	119.72 C	0.00	34
	MIN	-0.57	7.07	23	0.00	7.07	41			
		0.00	7.07	41	0.00	7.07	41	84.96 T	7.07	33
120	MAX	18.22	0.00	24	0.00	0.00	23			
		8.63	5.00	33	8.67	5.00	33	120.03 C	0.00	33
	MIN	-18.22	5.00	24	-21.87	3.00	24			
		-8.68	5.00	34	-9.18	5.00	34	97.67 T	5.00	34
122	MAX	0.55	0.00	23	0.00	0.00	23			
		0.00	0.00	23	0.00	0.00	23	91.02 C	0.00	31
	MIN	-0.55	6.10	23	0.00	6.10	41			
		0.00	6.10	41	0.00	6.10	41	77.30 T	6.10	34
123	MAX	0.55	0.00	23	0.00	0.00	23			
		0.00	0.00	23	0.00	0.00	23	111.36 C	0.00	35
	MIN	-0.55	6.10	23	0.00	6.10	41			
		0.00	6.10	41	0.00	6.10	41	91.83 T	6.10	38
124	MAX	15.79	0.00	32	18.81	2.00	34			
		4.72	5.00	23	0.00	0.00	23	66.82 C	0.00	38
	MIN	-15.79	5.00	40	-18.95	2.00	40			
		-4.72	0.00	23	-5.66	3.00	23	60.24 T	5.00	35
125	MAX	15.79	5.00	33	18.95	2.00	33			
		4.69	5.00	23	4.28	5.00	31	67.15 C	0.00	38
	MIN	-15.79	0.00	41	-18.81	2.00	34			
		-4.75	0.00	23	-1.76	3.00	23	67.33 T	5.00	35
126	MAX	0.55	0.00	23	0.00	0.00	23			
		0.00	0.00	23	0.00	0.00	23	62.24 C	0.00	31
	MIN	-0.55	6.10	23	0.00	6.10	41			
		0.00	6.10	41	0.00	6.10	41	56.78 T	6.10	34
127	MAX	0.55	0.00	23	0.00	0.00	23			
		0.00	0.00	23	0.00	0.00	23	64.26 C	0.00	31
	MIN	-0.55	6.10	23	0.00	6.10	41			
		0.00	6.10	41	0.00	6.10	41	57.11 T	6.10	34
128	MAX	18.53	0.00	32	22.23	2.00	34			
		5.22	5.00	23	0.00	0.00	23	24.07 C	0.00	38
	MIN	-18.53	5.00	40	-22.23	3.00	40			
		-5.22	0.00	23	-6.27	3.00	23	18.43 T	5.00	35
129	MAX	18.53	0.00	34	22.23	2.00	33			
		5.19	5.00	23	4.63	0.00	34	53.72 C	0.00	38
	MIN	-18.53	5.00	34	-22.23	3.00	34			
		-5.26	0.00	23	-1.96	3.00	23	51.95 T	5.00	35

the scale towards document
C1 B1 A1 C2 B2 A2 B5 A5 20 18 17 16 11 10 09 03 02 01 C7 B7 A7 C8 B8 A8 C9 B9
Image Engineering Scan Reference Chart TE263 Serial No. 380
Patch Reference numbers on UTT

131	MAX	4.72	0.00	23	0.00	0.00	23			
		12.34	5.00	34	14.81	2.00	32	29.62 C	0.00	32
	MIN	-4.72	5.00	23	-5.67	3.00	23			
		-12.34	5.00	40	-14.81	3.00	34	50.27 T	5.00	37
132	MAX	2.19	0.00	23	0.00	0.00	23			
		0.65	0.00	37	1.56	5.00	37	30.47 C	0.00	38
	MIN	-2.19	5.00	23	-2.63	3.00	23			
		-0.57	5.00	32	-1.68	0.00	37	39.36 T	5.00	36
133	MAX	4.72	0.00	23	0.00	0.00	23			
		14.05	0.00	34	12.40	0.00	33	28.97 C	0.00	34
	MIN	-4.72	5.00	23	-5.67	3.00	23			
		-13.88	0.00	33	-12.92	0.00	34	45.61 T	5.00	32
134	MAX	1.95	0.00	28	1.22	2.00	26			
		1.83	5.00	23	0.00	0.00	23	5.47 C	0.00	38
	MIN	-1.95	5.00	40	-2.34	2.00	40			
		-1.83	0.00	23	-2.19	2.00	23	5.13 T	5.00	35
135	MAX	2.06	0.00	26	2.34	2.00	29			
		1.82	5.00	23	1.68	5.00	31	5.08 C	0.00	34
	MIN	-2.06	5.00	38	-2.48	2.00	38			
		-1.83	0.00	23	-0.68	3.00	23	2.65 T	5.00	40
139	MAX	15.79	0.00	32	19.70	2.40	35			
		1.81	4.00	35	6.99	0.00	30	27.64 C	0.00	30
	MIN	-15.79	0.00	35	-19.70	2.40	40			
		-5.87	0.00	23	-3.56	3.20	35	22.44 T	4.00	37
145	MAX	1.31	0.00	30	0.93	2.50	39			
		0.04	0.00	40	0.87	0.00	34	104.77 C	0.00	38
	MIN	-0.97	2.50	35	-1.72	2.50	30			
		-0.23	2.50	37	-0.37	2.50	37	106.85 T	2.50	35
146	MAX	0.31	0.00	23	0.00	0.00	23			
		0.00	0.00	23	0.00	0.00	23	11.25 C	0.00	30
	MIN	-0.31	3.85	23	0.00	3.85	41			
		0.00	3.85	41	0.00	3.85	41	21.14 T	3.85	35
152	MAX	58.91	0.00	32	206.20	0.00	32			
		1.55	0.00	35	6.29	0.00	38	211.13 C	3.50	30
	MIN	-62.46	3.50	34	-218.62	0.00	34			
		-1.80	3.50	38	-5.42	0.00	35	11.63 T	0.00	39
153	MAX	11.83	0.00	35	41.41	0.00	35			
		2.55	0.00	35	6.88	0.00	30	360.85 C	3.50	30
	MIN	-14.21	3.50	33	-49.72	0.00	33			
		-1.97	3.50	30	-8.91	0.00	35	12.17 C	0.00	39
154	MAX	1.71	0.00	38	5.98	0.00	38			
		0.48	0.00	35	1.76	0.00	33	221.64 C	3.50	25
	MIN	-2.67	3.50	35	-9.35	0.00	35			
		-0.50	3.50	33	-1.69	0.00	35	70.39 C	0.00	38

the scale towards document
Image Engineering Scan Reference Chart TE263 Serial No. 380
Patch Reference numbers on UTT

155	MAX	156.91	0.00	24	0.00	0.00	23			
		1.66	0.00	30	2.66	1.60	30	23.17 C	0.00	33
	MIN	15.86	1.60	40	-163.40	1.60	24			
		-1.24	1.60	35	-1.99	1.60	35	24.40 T	1.60	35
156	MAX	31.20	0.00	24	0.00	3.40	23			
		0.58	0.00	35	2.66	0.00	30	17.25 C	0.00	33
	MIN	-127.26	3.40	24	-173.75	0.68	24			
		-0.78	3.40	30	-1.99	0.00	35	17.85 T	3.40	35
157	MAX	27.34	0.00	32	301.85	0.00	32			
		1.59	0.00	37	9.53	0.00	38	195.12 C	3.50	30
	MIN	-31.11	3.50	34	-327.49	0.00	34			
		-2.99	3.50	30	-6.31	0.00	35	25.42 T	0.00	39
158	MAX	9.01	0.00	33	41.41	3.50	35			
		2.76	0.00	35	9.02	0.00	38	223.94 C	3.50	30
	MIN	-12.47	3.50	35	-49.72	3.50	33			
		-2.41	3.50	38	-9.27	0.00	35	71.47 T	0.00	39
159	MAX	3.41	0.00	33	10.17	0.00	37			
		1.67	0.00	34	4.20	3.50	34	86.13 C	3.50	25
	MIN	-3.39	3.50	35	-10.26	0.00	31			
		-1.09	3.50	39	-2.82	3.50	39	15.85 C	0.00	41
160	MAX	41.43	0.00	25	0.00	0.00	23			
		0.22	0.00	37	0.70	0.00	32	10.14 C	0.00	40
	MIN	-49.74	5.00	25	-55.70	3.00	25			
		-0.23	5.00	32	-0.77	0.00	37	23.60 T	5.00	35
162	MAX	11.51	0.00	32	342.14	0.00	32			
		2.78	0.00	38	9.53	3.50	38	179.02 C	3.50	30
	MIN	-9.66	3.50	34	-361.29	0.00	34			
		-1.96	3.50	37	-6.31	3.50	35	37.49 T	0.00	39
163	MAX	35.65	0.00	33	119.45	3.50	34			
		2.85	0.00	38	9.27	0.00	35	220.51 C	0.00	30
	MIN	-38.15	3.50	34	-143.30	3.50	41			
		-2.76	3.50	35	-9.01	0.00	38	91.13 T	3.50	39
164	MAX	21.69	0.00	34	342.14	3.50	32			
		0.53	0.00	37	1.23	0.00	31	138.34 C	3.50	25
	MIN	-20.06	3.50	40	-361.30	3.50	34			
		-0.52	3.50	31	-1.10	0.00	37	1.35 C	0.00	39
165	MAX	6.80	0.00	34	143.25	0.00	34			
		1.50	0.00	31	2.74	0.00	38	152.29 C	3.50	30
	MIN	-4.07	3.50	33	-157.29	0.00	41			
		-1.60	3.50	34	-2.93	3.50	34	41.77 T	0.00	39
166	MAX	58.74	0.00	34	271.96	4.91	32			
		0.30	0.00	31	1.23	4.91	31	123.62 C	4.91	25
	MIN	-57.11	4.91	40	-285.43	4.91	34			
		-0.19	4.91	36	-1.10	4.91	37	20.02 C	0.00	40



167	MAX	33.05	0.00	41	143.25	4.91	34			
		0.40	0.00	38	0.85	4.91	38	117.33 C	4.91	25
	MIN	-30.25	4.91	34	-157.29	4.91	41			
		-0.27	4.91	35	-1.10	0.00	38	21.52 T	0.00	39
168	MAX	97.48	0.00	25	0.00	0.00	23			
		0.31	0.00	39	1.05	3.35	39	96.30 C	0.00	32
	MIN	8.53	0.00	40	-234.72	3.35	25			
		-0.93	3.35	36	-3.11	3.35	36	71.72 T	3.35	34
169	MAX	30.38	0.00	25	-30.82	0.00	40			
		6.19	0.00	36	6.76	1.65	36	58.71 C	0.00	32
	MIN	-5.06	1.65	33	-256.88	1.32	25			
		-2.59	1.65	39	-3.46	0.00	36	58.78 T	1.65	34
171	MAX	-7.89	0.00	40	0.00	3.35	23			
		1.15	0.00	37	2.33	3.35	35	51.71 C	0.00	33
	MIN	-95.04	3.35	25	-226.53	0.00	25			
		-0.93	3.35	38	-2.05	0.00	37	55.42 T	3.35	35
172	MAX	4.55	0.00	29	5.63	0.00	37			
		0.79	0.00	36	0.56	0.00	33	6.71 C	0.00	23
	MIN	-6.49	1.23	40	-8.04	0.00	40			
		-0.45	1.23	33	-0.97	0.00	36	2.44 C	1.23	41
173	MAX	3.90	0.00	29	4.82	0.00	41			
		1.43	0.00	31	1.10	0.00	38	6.73 C	0.00	23
	MIN	-4.12	1.23	38	-5.10	0.00	34			
		-1.59	1.23	34	-0.90	1.23	34	2.33 C	1.23	38
174	MAX	23.87	0.00	33	12.22	0.00	33			
		3.97	0.00	40	4.86	0.00	33	131.59 C	0.00	35
	MIN	-10.34	0.55	35	-4.85	0.00	35			
		-6.04	0.55	34	-3.87	0.55	35	105.91 T	0.55	41
190	MAX	2.19	0.00	23	0.00	0.00	23			
		0.27	0.00	39	0.76	0.00	36	45.33 C	0.00	39
	MIN	0.00	2.50	41	-2.74	2.50	23			
		-0.44	2.50	36	-0.42	0.00	39	92.66 T	2.50	36
192	MAX	3.70	0.00	33	6.56	0.00	33			
		0.26	0.00	30	0.40	3.06	30	1.11 C	0.00	39
	MIN	-2.44	3.06	36	-2.93	0.61	36			
		-0.17	3.06	39	-0.41	0.00	30	1.62 T	3.06	30
194	MAX	15.79	4.78	35	19.31	1.91	35			
		5.54	4.78	35	6.88	4.78	35	28.83 C	0.00	30
	MIN	-15.79	4.78	40	-19.31	1.91	40			
		-5.31	0.00	30	-2.33	2.87	30	23.70 T	4.78	37
195	MAX	13.54	4.78	34	16.56	1.91	34			
		4.72	4.78	23	0.00	4.78	23	121.28 C	0.00	38
	MIN	-12.35	0.00	34	-9.68	1.91	40			
		-4.30	0.00	23	-5.77	1.91	23	90.68 T	4.78	37



196	MAX	15.79	4.78	35	19.31	1.91	35			
		4.72	4.78	23	0.00	4.78	23	17.78 C	0.00	39
	MIN	-15.79	4.78	40	-19.31	1.91	40			
		-4.30	0.00	23	-5.77	1.91	23	33.42 T	4.78	37
197	MAX	18.53	4.78	34	22.65	1.91	34			
		5.23	4.78	23	0.00	4.78	23	41.36 C	0.00	31
	MIN	-18.53	4.78	40	-22.65	1.91	40			
		-4.76	0.00	23	-6.39	1.91	23	44.64 T	4.78	37
198	MAX	4.31	0.00	23	0.00	4.78	23			
		12.31	4.78	34	15.02	1.91	32	49.09 C	0.00	32
	MIN	-4.72	4.78	23	-5.76	1.91	23			
		-12.31	4.78	40	-15.02	1.91	35	55.33 T	4.78	37
199	MAX	0.39	0.00	23	0.00	0.00	23			
		0.00	0.00	23	0.00	0.00	23	282.58 C	0.00	30
	MIN	-0.39	6.10	23	0.00	6.10	41			
		0.00	6.10	41	0.00	6.10	41	297.38 T	6.10	35
200	MAX	2.39	0.00	30	9.29	5.00	35			
		0.45	0.00	34	1.48	0.00	39	32.31 C	0.00	39
	MIN	-3.10	5.00	35	-6.25	5.00	38			
		-0.30	5.00	39	-1.48	0.00	34	35.75 T	5.00	37
201	MAX	15.79	0.00	35	18.95	2.00	33			
		5.32	5.00	35	6.74	5.00	35	6.97 C	0.00	39
	MIN	-15.79	0.00	41	-18.95	2.00	35			
		-5.84	0.00	30	-3.68	3.00	30	15.79 T	5.00	36
202	MAX	0.57	0.00	23	0.00	0.00	23			
		0.00	0.00	23	0.00	0.00	23	27.76 C	0.00	33
	MIN	-0.57	7.07	23	0.00	7.07	41			
		0.00	7.07	41	0.00	7.07	41	27.37 T	7.07	36
203	MAX	18.22	0.00	24	0.00	0.00	23			
		8.06	0.00	35	7.60	0.00	33	100.26 C	0.00	33
	MIN	-18.22	5.00	24	-21.87	3.00	24			
		-8.42	0.00	41	-7.16	0.00	35	91.49 T	5.00	35
205	MAX	15.79	0.00	35	18.95	2.00	33			
		4.73	5.00	31	4.85	5.00	31	24.53 C	0.00	39
	MIN	-15.79	5.00	35	-18.95	2.00	35			
		-4.71	0.00	23	-1.79	2.00	31	22.48 T	5.00	37
206	MAX	18.53	0.00	34	22.23	2.00	33			
		5.24	5.00	23	5.31	5.00	31	9.02 C	0.00	38
	MIN	-18.53	5.00	35	-22.23	3.00	35			
		-5.21	0.00	23	-1.98	2.00	31	17.38 T	5.00	36
207	MAX	0.78	0.00	23	0.00	0.00	23			
		0.00	0.00	23	0.00	0.00	23	27.72 C	0.00	36
	MIN	-0.78	7.07	23	0.00	7.07	41			
		0.00	7.07	41	0.00	7.07	41	34.50 T	7.07	39

the scale towards document
Image Engineering Scan Reference Chart TE263 Serial No. 380

209	MAX	0.78	0.00	23	0.00	0.00	23			
		0.00	0.00	23	0.00	0.00	23	35.76 C	0.00	39
	MIN	-0.78	7.07	23	0.00	7.07	41			
		0.00	7.07	41	0.00	7.07	41	51.84 T	7.07	36
211	MAX	4.72	0.00	23	0.00	0.00	23			
		12.51	5.00	41	10.68	5.00	41	20.16 C	0.00	30
	MIN	-4.72	5.00	23	-5.67	3.00	23			
		-12.68	5.00	34	-11.15	5.00	34	25.60 T	5.00	36
212	MAX	1.95	0.00	28	2.34	2.00	27			
		1.83	5.00	23	0.00	0.00	23	5.20 C	0.00	38
	MIN	-1.95	5.00	40	-2.34	2.00	40			
		-1.83	0.00	23	-2.19	2.00	23	5.26 T	5.00	31
213	MAX	2.06	0.00	26	2.34	2.00	29			
		1.88	5.00	31	2.01	5.00	31	3.48 C	0.00	34
	MIN	-2.06	5.00	38	-2.48	2.00	38			
		-1.85	0.00	34	-0.72	2.00	31	2.56 T	5.00	40
216	MAX	12.83	0.00	35	12.23	4.45	33			
		8.03	0.00	35	5.51	0.00	33	135.56 C	0.00	35
	MIN	-14.50	4.45	33	-15.42	2.67	35			
		-7.38	4.45	34	-6.28	4.45	34	111.39 T	4.45	33
223	MAX	0.00	0.00	23	0.00	2.50	23			
		0.27	0.00	39	0.91	2.50	39	45.33 C	0.00	39
	MIN	-2.19	2.50	23	-2.74	0.00	23			
		-0.44	2.50	36	-1.45	2.50	36	92.66 T	2.50	36
224	MAX	9.83	0.00	36	8.51	0.00	36			
		2.12	0.00	33	1.32	0.00	36	1.89 C	0.00	34
	MIN	-15.69	1.39	33	-12.81	0.00	33			
		-1.69	1.39	36	-1.65	0.00	33	2.01 T	1.39	41
225	MAX	2.49	0.00	36	2.26	1.39	33			
		1.51	0.00	33	1.10	1.39	33	17.55 C	0.00	30
	MIN	-5.61	1.39	33	-3.12	0.00	33			
		-1.02	1.39	36	-1.00	0.00	33	7.87 T	1.39	39
226	MAX	15.79	0.00	32	3.32	0.22	35			
		-1.63	0.22	39	7.21	0.00	30	28.83 C	0.00	30
	MIN	-15.79	0.00	35	-3.32	0.22	40			
		-5.68	0.00	30	-0.84	0.22	39	23.70 T	0.22	37
227	MAX	7.91	0.00	32	2.85	0.22	34			
		-2.87	0.22	38	0.00	0.00	23	121.28 C	0.00	38
	MIN	-13.54	0.00	34	-1.66	0.22	40			
		-4.72	0.00	23	-0.99	0.22	23	90.68 T	0.22	37
228	MAX	15.79	0.00	32	3.32	0.22	35			
		-2.87	0.22	38	0.00	0.00	23	17.78 C	0.00	39
	MIN	-15.79	0.00	35	-3.32	0.22	40			
		-4.72	0.00	23	-0.99	0.22	23	33.42 T	0.22	37



229	MAX	5.31	0.00	23	0.00	0.00	23			
		18.52	0.00	32	3.90	0.22	32	41.36 C	0.00	31
	MIN	3.18	0.22	41	-1.11	0.22	23			
		-18.52	0.00	35	-3.90	0.22	35	44.64 T	0.22	37
230	MAX	4.50	0.00	23	0.00	0.00	23			
		11.28	0.00	32	2.48	0.22	32	49.09 C	0.00	32
	MIN	2.87	0.22	41	-0.97	0.22	23			
		-11.28	0.22	35	-2.48	0.22	35	55.33 T	0.22	37
231	MAX	3.13	1.75	34	4.84	0.00	34			
		2.87	0.00	32	4.78	1.75	32	274.70 C	1.75	37
	MIN	-3.52	1.75	33	-6.16	0.00	33			
		-1.86	1.75	35	-2.90	1.75	37	160.56 T	0.00	40
232	MAX	0.08	0.00	23	0.00	0.00	23			
		0.00	0.00	23	0.00	0.00	23	83.54 C	2.81	35
	MIN	-0.08	2.81	23	0.00	2.81	41			
		0.00	2.81	41	0.00	2.81	41	119.87 T	0.00	32
233	MAX	0.42	1.75	38	0.21	0.70	38			
		2.65	0.00	32	4.51	1.75	32	336.84 C	1.75	32
	MIN	-0.59	1.75	31	-0.50	0.00	33			
		-1.71	1.75	35	-2.70	1.75	37	148.22 T	0.00	41
234	MAX	5.33	0.00	38	9.32	0.00	38			
		7.48	0.00	35	21.99	0.00	32	413.56 C	1.75	31
	MIN	-12.08	1.75	35	-21.15	0.00	35			
		-13.94	1.75	32	-14.34	0.00	37	170.02 T	0.00	38
235	MAX	11.24	0.00	33	7.22	1.00	38			
		1.53	0.00	34	1.31	1.00	34	66.02 C	0.00	40
	MIN	-7.53	1.00	38	-10.84	1.00	33			
		-0.68	0.00	39	-0.66	1.00	41	51.21 T	1.00	34
236	MAX	2.27	0.00	41	8.16	0.20	38			
		11.05	0.00	41	2.47	0.00	34	65.93 C	0.00	40
	MIN	-7.06	0.20	34	-11.02	0.20	33			
		-24.02	0.20	34	-2.33	0.20	34	52.54 T	0.20	34
237	MAX	8.45	0.00	38	8.15	0.00	38			
		1.33	1.00	35	0.93	1.00	35	65.95 C	0.00	40
	MIN	-11.40	1.00	33	-11.00	0.00	33			
		-2.32	1.00	30	-2.92	1.00	30	53.52 T	1.00	34
239	MAX	12.64	0.00	36	44.26	0.00	36			
		0.98	0.00	39	4.34	0.00	30	467.97 C	3.50	31
	MIN	-16.59	3.50	41	-58.08	0.00	41			
		-1.24	3.50	30	-3.42	0.00	39	19.82 C	0.00	38
240	MAX	0.90	0.00	34	3.15	0.00	34			
		1.36	0.00	35	4.40	0.00	38	249.33 C	3.50	25
	MIN	-0.98	3.50	41	-3.44	0.00	41			
		-1.26	3.50	38	-4.77	0.00	35	81.91 C	0.00	39

241	MAX	0.82	1.75	30	0.69	0.00	38			
		0.08	0.00	37	0.30	1.75	35	256.95 C	1.75	32
	MIN	-0.64	1.75	39	-0.74	0.35	31			
		-0.10	1.75	40	-0.31	0.00	33	141.65 T	0.00	41
242	MAX	30.59	0.00	30	58.66	0.00	30			
		15.60	0.00	32	21.99	1.75	32	409.68 C	1.75	31
	MIN	-19.89	1.75	39	-52.30	0.00	35			
		-15.51	1.75	35	-14.34	1.75	37	172.93 T	0.00	38
243	MAX	1.62	0.00	33	4.80	3.50	34			
		0.11	0.00	37	0.40	3.50	35	204.49 C	3.50	33
	MIN	-2.15	0.00	34	-6.06	3.50	33			
		-0.15	3.50	40	-0.41	0.00	33	54.05 T	0.00	40
244	MAX	0.08	0.00	23	0.00	0.00	23			
		0.00	0.00	23	0.00	0.00	23	95.42 C	0.00	37
	MIN	-0.08	4.13	23	0.00	4.13	41			
		0.00	4.13	41	0.00	4.13	41	130.86 T	4.13	40
245	MAX	20.45	0.00	41	16.03	0.90	36			
		1.00	0.00	36	0.77	0.90	36	4.01 C	0.00	41
	MIN	-17.94	0.90	36	-18.32	0.90	41			
		-1.17	0.90	33	-0.81	0.90	33	3.30 T	0.90	36
247	MAX	171.19	0.00	24	0.00	0.00	23			
		0.00	0.00	38	0.00	4.00	38	26.73 C	0.00	33
	MIN	-171.19	5.00	24	-205.43	2.00	24			
		0.00	5.00	35	0.00	4.00	35	26.87 T	5.00	35
248	MAX	0.89	0.00	31	0.69	1.75	38			
		0.08	0.00	37	0.28	0.00	36	256.32 C	1.75	32
	MIN	-0.71	0.00	38	-0.71	1.75	31			
		-0.10	1.75	40	-0.41	0.00	33	142.12 T	0.00	41
249	MAX	13.95	0.00	39	51.73	1.75	30			
		11.59	0.00	35	15.26	1.75	35	299.88 C	1.75	31
	MIN	-15.04	1.75	30	-45.89	1.75	35			
		-9.74	1.75	40	-9.63	1.75	33	67.27 T	0.00	38
250	MAX	11.48	0.00	31	5.01	1.00	38			
		0.29	1.00	39	0.27	1.00	40	47.84 C	0.00	40
	MIN	-5.32	1.00	38	-11.08	1.00	31			
		-1.09	1.00	34	-0.87	1.00	34	39.69 T	1.00	37
251	MAX	1.44	0.00	34	5.25	0.00	38			
		10.62	0.00	39	3.12	0.00	34	48.41 C	0.00	40
	MIN	-0.84	0.20	41	-11.21	0.00	31			
		-20.36	0.00	34	-1.48	0.00	39	39.47 T	0.20	37
252	MAX	5.55	0.00	38	5.24	0.00	38			
		1.13	0.00	34	1.93	1.00	35	48.80 C	0.00	40
	MIN	-11.61	1.00	31	-11.21	0.00	31			
		-0.31	1.00	32	-2.80	0.00	34	40.00 T	1.00	37



254	MAX	8.94	0.00	32	36.21	0.00	32			
		2.29	0.00	36	8.16	0.00	38	299.64 C	3.50	31
	MIN	-11.17	3.50	35	-39.22	0.00	37			
		-1.21	3.50	38	-10.45	0.00	35	54.42 T	0.00	38
255	MAX	3.87	0.00	41	10.27	0.00	37			
		0.51	0.00	34	1.36	3.50	34	86.14 C	3.50	25
	MIN	-3.81	3.50	34	-10.38	0.00	31			
		-0.57	3.50	31	-1.40	3.50	31	15.86 C	0.00	41
256	MAX	0.75	1.75	38	0.73	0.00	30			
		0.18	0.00	32	0.29	0.00	34	161.18 C	1.75	36
	MIN	-0.80	1.75	35	-0.53	0.00	35			
		-0.16	1.75	37	-0.41	1.75	33	113.43 T	0.00	41
257	MAX	10.34	0.00	30	43.52	0.00	30			
		10.74	0.00	32	14.90	0.00	34	296.00 C	1.75	31
	MIN	-6.72	1.75	37	-30.20	0.00	35			
		-11.04	1.75	34	-9.49	1.75	37	70.18 T	0.00	38
258	MAX	1.12	0.00	35	1.53	0.00	35			
		0.19	0.00	40	0.49	0.00	34	148.94 C	3.50	33
	MIN	-0.72	0.00	30	-1.36	0.00	32			
		-0.17	3.50	37	-0.42	3.50	33	46.85 T	0.00	34
259	MAX	0.05	0.00	23	0.00	0.00	23			
		0.00	0.00	23	0.00	0.00	23	74.36 C	0.00	37
	MIN	-0.05	4.13	23	0.00	4.13	41			
		0.00	4.13	41	0.00	4.13	41	89.12 T	4.13	40
260	MAX	41.43	0.00	25	0.00	0.00	23			
		0.07	0.00	33	0.52	0.00	38	69.19 C	0.00	35
	MIN	-49.74	5.00	25	-55.70	3.00	25			
		-0.30	5.00	34	-1.06	5.00	34	72.48 T	5.00	33
262	MAX	0.70	0.00	39	0.73	1.75	30			
		0.18	0.00	32	0.48	0.00	34	160.56 C	1.75	36
	MIN	-0.76	0.00	34	-0.53	1.75	35			
		-0.16	1.75	37	-0.39	0.00	32	113.90 T	0.00	41
263	MAX	7.43	0.00	37	43.52	1.75	30			
		7.09	0.00	34	13.77	1.75	34	233.90 C	1.75	31
	MIN	-12.56	1.75	30	-30.20	1.75	35			
		-4.81	1.75	32	-7.65	1.75	32	40.91 T	0.00	38
264	MAX	2.38	0.00	38	2.07	0.00	38			
		0.60	0.00	40	0.55	0.00	37	27.60 C	0.00	40
	MIN	-10.72	1.00	32	-10.31	0.00	32			
		-0.75	0.00	34	-0.59	0.00	40	26.60 T	1.00	37
265	MAX	0.76	0.00	30	2.21	0.00	38			
		8.09	0.00	40	1.94	0.00	34	29.03 C	0.00	40
	MIN	-0.70	0.20	35	-10.34	0.20	32			
		-13.83	0.00	34	-1.24	0.00	40	27.68 T	0.20	37



266	MAX	10.71	0.00	32	2.21	1.00	38			
		0.88	0.00	33	1.60	0.00	34	29.82 C	0.00	40
	MIN	-2.51	1.00	38	-10.30	1.00	32			
		-0.76	1.00	36	-1.06	0.00	39	28.36 T	1.00	37
268	MAX	34.86	0.00	33	122.84	3.50	35			
		2.48	0.00	38	10.44	0.00	35	214.53 C	0.00	31
	MIN	-38.01	3.50	35	-149.36	3.50	41			
		-3.36	3.50	35	-8.15	0.00	38	20.37 T	3.50	38
269	MAX	0.68	1.25	34	0.56	0.00	38			
		0.10	0.00	40	0.54	0.00	34	139.95 C	1.25	35
	MIN	-0.69	1.25	31	-0.43	0.00	35			
		-0.09	1.25	35	-0.48	0.00	32	82.02 T	0.00	41
270	MAX	4.18	0.00	32	24.56	0.00	30			
		12.84	0.00	40	22.02	0.00	35	230.01 C	1.75	31
	MIN	-3.48	1.75	39	-22.78	0.00	35			
		-12.05	1.75	35	-21.70	0.00	32	43.82 T	0.00	38
271	MAX	0.83	0.00	31	1.71	0.00	35			
		0.10	0.00	32	0.66	0.00	35	98.61 C	3.50	33
	MIN	-0.92	0.00	34	-1.30	3.50	40			
		-0.07	3.50	35	-0.72	0.00	32	62.17 T	0.00	34
272	MAX	0.05	0.00	23	0.00	0.00	23			
		0.00	0.00	23	0.00	0.00	23	49.78 C	0.00	37
	MIN	-0.05	4.13	23	0.00	4.13	41			
		0.00	4.13	41	0.00	4.13	41	51.39 T	4.13	40
273	MAX	0.81	0.00	35	0.57	1.80	38			
		0.10	0.00	40	0.71	0.00	35	139.50 C	2.25	35
	MIN	-0.82	0.00	30	-0.45	1.80	35			
		-0.09	2.25	35	-0.70	0.00	32	82.62 T	0.00	41
274	MAX	9.13	0.00	35	24.56	1.75	30			
		13.16	0.00	35	22.31	1.75	35	178.06 C	1.75	31
	MIN	-8.92	1.75	30	-22.78	1.75	35			
		-13.15	1.75	32	-21.28	1.75	32	25.42 T	0.00	38
275	MAX	10.26	0.00	35	0.12	1.00	38			
		0.49	1.00	39	0.30	1.00	40	24.35 C	0.00	34
	MIN	-0.42	1.00	38	-9.85	1.00	35			
		-0.48	1.00	30	-0.48	1.00	33	20.18 T	1.00	33
276	MAX	1.10	0.00	35	0.20	0.20	38			
		7.18	0.20	35	1.38	0.20	35	24.05 C	0.00	35
	MIN	-0.49	0.20	30	-10.06	0.20	35			
		-5.99	0.20	30	-0.78	0.20	30	20.83 T	0.20	33
277	MAX	0.50	0.00	38	0.20	0.00	38			
		1.19	0.00	41	1.86	0.00	35	22.90 C	0.00	35
	MIN	-10.46	1.00	35	-10.06	0.00	35			
		-1.85	0.00	35	-1.11	1.00	34	20.71 T	1.00	33



279	MAX	6.43	0.00	35	145.35	0.00	35			
		1.59	0.00	35	3.12	3.50	35	162.90 C	3.50	25
	MIN	-3.28	3.50	33	-160.78	0.00	41			
		-1.41	3.50	38	-2.44	0.00	31	1.05 C	0.00	38
280	MAX	0.64	1.75	38	0.38	1.75	35			
		0.15	0.00	35	0.71	1.75	35	128.25 C	1.75	35
	MIN	-0.71	1.75	35	-0.22	1.75	38			
		-0.13	1.75	40	-0.68	1.75	32	51.75 T	0.00	41
281	MAX	3.26	0.00	31	8.96	1.75	38			
		16.59	0.00	32	25.56	0.00	35	174.17 C	1.75	31
	MIN	-4.07	1.75	34	-6.81	1.75	35			
		-15.02	1.75	35	-27.30	0.00	32	28.34 T	0.00	38
282	MAX	0.69	3.50	38	1.79	3.50	35			
		0.09	0.00	35	0.66	3.50	35	53.89 C	3.50	33
	MIN	-1.65	3.50	35	-1.40	0.00	35			
		-0.19	3.50	32	-0.73	3.50	32	36.79 T	0.00	34
283	MAX	0.05	0.00	23	0.00	0.00	23			
		0.00	0.00	23	0.00	0.00	23	37.45 C	0.00	33
	MIN	-0.05	4.13	23	0.00	4.13	41			
		0.00	4.13	41	0.00	4.13	41	46.13 T	4.13	34
284	MAX	0.80	0.00	39	0.54	0.00	39			
		0.15	0.00	35	0.46	1.75	34	127.63 C	1.75	35
	MIN	-0.87	0.00	34	-0.62	0.00	34			
		-0.13	1.75	40	-0.46	1.75	32	52.22 T	0.00	41
285	MAX	4.41	0.00	35	8.12	1.75	32			
		16.54	0.00	35	27.28	1.75	35	125.89 C	1.75	25
	MIN	-5.86	1.75	32	-6.50	1.75	37			
		-16.56	1.75	32	-28.48	1.75	32	17.39 C	0.00	38
286	MAX	12.22	0.00	35	0.04	1.00	38			
		0.69	1.00	35	0.47	1.00	35	41.38 C	0.00	34
	MIN	-0.35	1.00	38	-11.81	1.00	35			
		-0.44	1.00	33	-0.44	1.00	33	21.94 T	1.00	33
287	MAX	1.29	0.00	35	0.09	0.20	38			
		11.57	0.20	35	2.06	0.20	35	40.86 C	0.00	34
	MIN	-0.56	0.20	32	-12.06	0.20	35			
		-5.58	0.20	38	-0.66	0.20	32	22.31 T	0.20	33
288	MAX	0.38	0.00	38	0.08	0.00	38			
		1.23	0.00	41	2.43	0.00	35	39.49 C	0.00	35
	MIN	-12.46	1.00	35	-12.05	0.00	35			
		-2.45	0.00	35	-1.24	0.00	32	21.89 T	1.00	33
290	MAX	33.79	0.00	41	145.36	4.91	35			
		0.42	0.00	30	0.85	0.00	40	150.42 C	4.91	25
	MIN	-30.62	4.91	35	-160.79	4.91	41			
		-0.28	4.91	40	-1.42	0.00	34	26.59 C	0.00	38



291	MAX	0.84	2.25	38	0.60	2.25	31			
		0.08	0.00	34	0.25	2.25	34	73.04 C	2.25	34
	MIN	-0.87	2.25	31	-0.59	2.25	34			
		-0.07	2.25	32	-0.24	2.25	32	27.11 T	0.00	40
292	MAX	0.91	0.00	35	0.92	3.16	32			
		0.33	0.00	34	0.39	3.16	34	9.67 C	3.16	24
	MIN	-0.72	0.00	30	-1.51	1.89	35			
		0.01	3.16	40	-0.73	0.00	24	2.15 C	0.00	38
293	MAX	0.05	0.00	23	0.00	0.00	23			
		0.00	0.00	23	0.00	0.00	23	38.65 C	0.00	33
	MIN	-0.05	3.85	23	0.00	3.85	41			
		0.00	3.85	41	0.00	3.85	41	72.00 T	3.85	34
294	MAX	0.82	0.00	37	5.17	3.16	39			
		1.74	0.00	41	7.97	0.00	36	122.00 C	3.16	25
	MIN	-0.84	3.16	38	-4.75	0.00	38			
		-2.59	3.16	36	-5.56	0.00	41	12.15 C	0.00	38
295	MAX	0.47	0.00	39	0.26	0.91	38			
		0.08	0.00	34	0.07	0.91	34	72.24 C	0.91	34
	MIN	-0.51	0.00	30	-0.31	0.91	35			
		-0.07	0.91	32	-0.08	0.91	32	27.36 T	0.00	40
296	MAX	6.56	0.00	24	0.00	0.00	23			
		0.89	1.00	35	0.68	1.00	35	0.14 C	0.00	39
	MIN	1.03	1.00	38	-6.16	1.00	24			
		-0.61	1.00	30	-0.40	1.00	30	0.55 T	1.00	34
297	MAX	1.40	0.00	35	-1.05	0.20	38			
		1.88	0.20	35	0.83	0.20	35	0.71 C	0.00	39
	MIN	-0.45	0.20	38	-5.73	0.20	35			
		-1.69	0.20	30	-0.32	0.20	32	1.30 T	0.20	34
298	MAX	-0.75	0.00	38	0.00	1.00	23			
		0.77	0.00	30	1.41	0.00	35	0.62 C	0.00	40
	MIN	-6.13	1.00	35	-5.72	0.00	35			
		-1.19	0.00	35	-0.70	1.00	32	2.36 T	1.00	34
299	MAX	0.03	0.00	23	0.00	0.00	23			
		4.98	0.00	32	0.70	0.14	32	22.59 C	0.00	33
	MIN	-0.03	0.14	23	0.00	0.06	23			
		-6.03	0.14	34	-0.84	0.14	34	44.01 T	0.14	34
300	MAX	98.17	0.00	25	0.00	0.00	23			
		0.18	0.00	35	0.67	5.00	39	49.84 C	0.00	41
	MIN	3.09	5.00	41	-275.73	5.00	25			
		-0.33	5.00	32	-1.29	5.00	36	65.64 T	5.00	34
301	MAX	4.77	0.00	25	-22.29	0.00	38			
		3.77	0.00	36	5.32	1.88	36	71.82 C	0.00	41
	MIN	-33.90	1.88	25	-276.09	0.38	25			
		-2.31	1.88	41	-2.89	1.88	41	60.05 T	1.88	36

the scale towards document
Image Engineering Scan Reference Chart TE263 Serial No. 380
Patch Reference numbers on UTT

302	MAX	-6.52	2.85	38	-4.11	2.85	38			
		1.82	0.00	41	4.22	0.00	36	70.43 C	0.00	41
	MIN	-104.95	2.85	25	-248.35	0.00	25			
		-2.46	2.85	36	-2.77	2.85	36	59.90 T	2.85	36
303	MAX	-15.19	0.27	38	0.00	0.27	23			
		21.10	0.00	35	4.70	0.27	35	68.73 C	0.00	41
	MIN	-124.40	0.27	25	-32.84	0.00	25			
		-18.11	0.27	41	-3.50	0.27	40	58.50 T	0.27	36
304	MAX	4.55	0.00	29	5.61	0.00	41			
		4.18	0.00	35	4.70	0.00	38	6.71 C	0.00	23
	MIN	-6.49	1.23	40	-8.02	0.00	36			
		-3.81	1.23	38	-5.16	0.00	35	2.44 C	1.23	41
305	MAX	3.90	0.00	29	4.82	0.00	33			
		1.43	0.00	39	1.33	0.00	34	6.70 C	0.00	23
	MIN	-3.90	1.23	39	-4.82	0.00	35			
		-1.87	1.23	34	-0.98	1.23	34	2.35 C	1.23	39
315	MAX	1.46	0.00	38	1.19	0.00	38			
		1.60	0.00	34	0.97	1.17	34	4.99 C	0.00	38
	MIN	-12.77	1.17	35	-13.15	0.00	35			
		-1.17	1.17	32	-1.00	0.00	35	14.02 T	1.17	35
316	MAX	0.78	0.00	38	0.42	0.00	38			
		0.74	0.00	35	0.63	0.00	32	5.25 C	0.00	30
	MIN	-7.66	1.17	31	-7.28	0.00	31			
		-0.54	1.17	32	-0.86	0.00	35	4.59 T	1.17	39
317	MAX	0.54	0.00	38	-0.64	0.00	38			
		1.25	0.00	35	0.60	1.17	34	2.46 C	0.00	30
	MIN	-6.56	1.17	35	-8.29	0.00	35			
		-0.76	1.17	32	-0.88	0.00	35	3.07 T	1.17	35
318	MAX	0.73	0.00	40	0.36	0.00	40			
		0.58	0.00	35	0.43	0.00	32	5.06 C	0.00	40
	MIN	-8.06	1.17	34	-7.75	0.00	34			
		-0.37	1.17	32	-0.68	0.00	35	5.59 T	1.17	34
319	MAX	-0.28	0.00	40	0.00	1.17	23			
		0.16	0.00	33	0.42	0.00	35	2.67 C	0.00	34
	MIN	-7.97	1.17	34	-7.64	0.00	34			
		-0.36	1.17	35	-0.19	0.00	33	1.14 T	1.17	32
320	MAX	1.07	0.00	38	0.79	0.00	38			
		0.72	0.00	30	0.67	0.00	35	10.80 C	0.00	35
	MIN	-10.12	1.17	35	-10.13	0.00	35			
		-1.19	1.17	35	-0.72	1.17	35	5.40 T	1.17	38
321	MAX	1.34	0.00	24	0.00	1.17	23			
		0.26	0.00	30	0.28	0.00	35	0.53 C	0.00	30
	MIN	-1.98	1.17	24	-0.69	0.47	24			
		-0.24	1.17	35	-0.30	0.00	30	0.45 T	1.17	39

the scale towards document
Image Engineering Scan Reference Chart TE263 Serial No. 380

322	MAX	-0.52	0.00	40	3.30	1.17	24			
		0.75	0.00	34	0.46	1.17	34	0.91 C	0.00	39
	MIN	-4.91	1.17	24	-0.50	0.00	24			
		-0.58	1.17	39	-0.44	0.00	30	1.00 T	1.17	30
323	MAX	9.07	0.00	33	1.39	1.20	38			
		0.11	0.00	32	0.13	1.20	32	8.14 C	0.00	41
	MIN	-1.59	1.20	38	-9.15	1.20	33			
		-0.03	1.20	35	-0.04	1.20	35	11.34 T	1.20	34
324	MAX	0.04	0.00	23	0.00	0.00	23			
		0.00	0.00	23	0.00	0.00	23	12.72 C	0.00	34
	MIN	-0.04	1.57	23	0.00	1.57	41			
		0.00	1.57	41	0.00	1.57	41	5.67 T	1.57	41
325	MAX	9.52	0.00	33	4.32	1.20	38			
		1.32	0.00	34	0.49	0.00	41	11.72 C	0.00	41
	MIN	-3.80	1.20	38	-9.53	1.20	33			
		-0.53	1.20	41	-1.16	0.00	34	25.05 T	1.20	34
326	MAX	11.35	0.00	33	19.62	1.20	34			
		0.98	0.00	34	0.46	0.00	41	23.06 C	0.00	34
	MIN	-18.27	1.20	34	-11.88	1.20	33			
		-0.43	1.20	41	-1.04	0.00	34	10.86 T	1.20	41
327	MAX	0.04	0.00	23	0.00	0.00	23			
		0.00	0.00	23	0.00	0.00	23	14.19 C	0.00	34
	MIN	-0.04	1.57	23	0.00	1.57	41			
		0.00	1.57	41	0.00	1.57	41	5.83 T	1.57	41
328	MAX	9.23	0.00	35	11.55	1.20	30			
		0.07	0.00	41	0.08	1.20	41	21.37 C	0.00	30
	MIN	-11.07	1.20	30	-9.34	1.20	35			
		-0.09	1.20	34	-0.10	1.20	34	11.12 T	1.20	39
329	MAX	-0.12	0.00	40	0.00	1.20	23			
		0.82	0.00	34	0.40	0.00	41	2.56 C	0.00	34
	MIN	-7.22	1.20	34	-6.92	0.00	34			
		-0.34	1.20	41	-0.98	0.00	34	2.16 T	1.20	31
330	MAX	5.14	0.00	38	5.71	0.00	38			
		2.79	0.00	34	1.81	1.20	34	10.25 C	0.00	39
	MIN	-9.99	1.20	31	-10.21	0.00	31			
		-1.05	1.20	39	-1.55	0.00	34	19.18 T	1.20	34
331	MAX	7.58	0.00	38	8.51	0.00	38			
		0.71	0.00	35	0.96	0.00	30	21.49 C	0.00	34
	MIN	-11.33	1.20	31	-11.76	0.00	31			
		-0.71	1.20	30	-0.68	0.00	35	10.70 T	1.20	39
332	MAX	8.85	0.00	38	10.14	0.00	38			
		0.52	0.00	35	0.94	0.00	30	26.71 C	0.00	30
	MIN	-14.87	1.20	35	-16.13	0.00	35			
		-0.78	1.20	30	-0.62	0.00	35	21.58 T	1.20	35



333	MAX	-0.30	0.00	39	0.00	1.20	23			
		0.53	0.00	34	0.46	0.00	40	1.27 C	0.00	40
	MIN	-7.15	1.20	24	-6.57	0.00	34			
		-0.38	1.20	40	-0.64	0.00	34	2.19 T	1.20	35
334	MAX	2.69	0.00	38	2.74	0.00	38			
		2.01	0.00	34	1.36	1.20	34	7.49 C	0.00	40
	MIN	-9.92	1.20	32	-10.05	0.00	32			
		-1.43	1.20	40	-1.07	0.00	34	13.00 T	1.20	34
335	MAX	-0.11	0.00	39	0.00	1.20	23			
		0.28	0.00	34	0.28	0.00	39	1.55 C	0.00	38
	MIN	-7.34	1.20	34	-7.06	0.00	34			
		-0.23	1.20	39	-0.33	0.00	34	2.36 T	1.20	35
336	MAX	0.99	0.00	38	0.70	0.00	38			
		1.21	0.00	34	0.85	1.20	34	6.61 C	0.00	35
	MIN	-8.51	1.20	31	-8.42	0.00	31			
		-0.86	1.20	40	-0.60	0.00	34	5.42 T	1.20	30
337	MAX	4.05	0.00	38	4.31	0.00	38			
		0.79	0.00	35	0.59	1.20	34	13.79 C	0.00	34
	MIN	-9.73	1.20	32	-9.92	0.00	32			
		-0.83	1.20	32	-0.65	1.20	32	8.77 T	1.20	40
338	MAX	4.87	0.00	38	5.35	0.00	38			
		0.41	0.00	35	0.46	0.00	30	16.04 C	0.00	30
	MIN	-10.98	1.20	35	-11.45	0.00	35			
		-0.38	1.20	30	-0.49	0.00	35	11.86 T	1.20	35
339	MAX	1.78	0.00	38	1.60	0.00	38			
		1.20	0.00	34	0.86	1.20	34	5.68 C	0.00	30
	MIN	-10.59	1.20	35	-10.88	0.00	35			
		-1.23	1.20	32	-0.90	0.00	35	9.03 T	1.20	35
340	MAX	1.84	0.00	38	1.69	0.00	38			
		0.61	0.00	35	0.52	0.00	32	7.98 C	0.00	30
	MIN	-8.86	1.20	35	-8.89	0.00	35			
		-0.44	1.20	32	-0.74	0.00	35	6.90 T	1.20	35
341	MAX	7.84	0.00	36	8.51	0.00	36			
		1.61	0.00	36	1.45	0.00	41	2.57 C	0.00	36
	MIN	-10.91	1.40	33	-12.81	0.00	33			
		-1.94	1.40	41	-1.27	1.40	41	3.00 T	1.40	41
342	MAX	2.90	0.00	36	1.60	0.00	36			
		2.22	0.00	36	2.08	0.00	41	3.00 C	0.00	41
	MIN	-4.00	1.40	33	-3.13	0.00	33			
		-2.51	1.40	41	-1.87	0.00	36	2.57 T	1.40	36
343	MAX	-1.38	0.00	38	0.00	1.40	23			
		1.40	0.00	31	2.32	1.40	33	26.36 C	0.00	31
	MIN	-2.85	1.40	23	-3.45	0.00	23			
		-1.51	1.40	36	-2.87	1.40	36	30.18 T	1.40	37



345	MAX	0.55	0.00	32	0.40	1.00	34			
		2.03	0.00	32	1.43	0.00	34	0.37 C	0.00	30
	MIN	-0.89	1.00	34	-0.38	0.00	34			
		-2.83	1.00	34	-1.19	1.00	34	0.52 T	1.00	35
346	MAX	0.44	0.00	32	0.47	1.00	34			
		1.57	0.00	32	1.43	0.00	34	0.81 C	0.00	34
	MIN	-1.04	1.00	34	-0.45	0.00	34			
		-2.95	1.00	34	-1.31	1.00	34	0.26 T	1.00	39
347	MAX	0.03	0.00	23	0.00	0.00	23			
		0.04	0.00	26	0.00	0.12	26	0.71 C	0.00	32
	MIN	-0.03	0.20	23	0.00	0.12	23			
		-0.04	0.20	38	0.00	0.12	39	1.34 T	0.20	35
348	MAX	0.03	0.00	23	0.00	0.00	23			
		0.04	0.00	26	0.00	0.12	26	0.99 C	0.00	30
	MIN	-0.03	0.20	23	0.00	0.12	23			
		-0.04	0.20	38	0.00	0.12	39	0.81 T	0.20	39
349	MAX	1.22	0.00	34	0.55	0.00	34			
		1.57	1.00	35	0.79	1.00	35	0.38 C	0.00	32
	MIN	-0.92	1.00	32	-0.55	1.00	34			
		-1.54	1.00	30	-0.74	1.00	30	0.45 T	1.00	34
350	MAX	-0.33	0.00	40	0.73	1.00	24			
		0.87	1.00	39	0.39	1.00	39	0.26 C	0.00	30
	MIN	-1.57	1.00	24	-0.73	0.00	24			
		-0.95	1.00	30	-0.44	1.00	30	0.24 T	1.00	35
351	MAX	1.54	0.00	34	0.74	0.00	34			
		0.94	0.00	33	0.80	0.00	34	0.48 C	0.00	32
	MIN	-1.01	1.00	32	-0.69	1.00	34			
		-2.15	1.00	34	-1.14	1.00	34	0.58 T	1.00	34
352	MAX	0.03	0.00	23	0.00	0.00	23			
		0.04	0.00	26	0.00	0.08	26	8.26 C	0.00	34
	MIN	-0.03	0.20	23	0.00	0.08	23			
		-0.04	0.20	38	0.00	0.12	39	3.55 T	0.20	41
353	MAX	0.36	0.00	33	0.12	1.00	40			
		0.37	1.00	31	0.21	0.00	34	0.14 C	0.00	36
	MIN	-0.34	1.00	36	-0.13	1.00	33			
		-0.41	1.00	34	-0.23	0.00	33	0.16 T	1.00	41
354	MAX	1.78	0.00	34	0.95	1.00	32			
		2.33	0.00	40	1.88	0.00	34	0.75 C	0.00	32
	MIN	-2.05	1.00	32	-0.98	0.00	32			
		-4.47	1.00	34	-2.38	1.00	34	0.76 T	1.00	37
355	MAX	0.03	0.00	23	0.00	0.00	23			
		0.04	0.00	26	0.00	0.08	26	2.15 C	0.00	34
	MIN	-0.03	0.20	23	0.00	0.08	23			
		-0.04	0.20	38	0.00	0.12	39	1.83 T	0.20	41

the scale towards document
Image Engineering Scan Reference Chart TE263 Serial No. 380
Patch Reference numbers on UTT

356	MAX	0.76	0.00	33	0.33	0.00	41			
		1.75	0.00	30	0.83	0.00	35	1.16 C	0.00	34
	MIN	-0.64	1.00	34	-0.31	1.00	41			
		-1.78	0.00	35	-0.77	0.00	30	0.83 T	1.00	41
357	MAX	2.56	0.00	32	1.21	0.00	40			
		3.71	0.00	40	2.09	0.00	34	0.72 C	0.00	32
	MIN	-2.17	1.00	34	-1.26	1.00	40			
		-4.03	0.00	34	-1.98	0.00	40	0.57 T	1.00	37
358	MAX	1.86	0.00	34	0.89	0.00	34			
		2.46	0.00	40	1.30	1.00	40	0.56 C	0.00	32
	MIN	-1.84	1.00	32	-0.88	0.00	40			
		-2.93	1.00	34	-1.48	1.00	34	0.49 T	1.00	34
359	MAX	0.03	0.00	23	0.00	0.00	23			
		0.04	0.00	26	0.00	0.08	26	0.96 C	0.00	30
	MIN	-0.03	0.20	23	0.00	0.08	23			
		-0.04	0.00	39	0.00	0.12	39	0.87 T	0.20	35
360	MAX	0.03	0.00	23	0.00	0.00	23			
		0.04	0.00	26	0.00	0.08	26	0.51 C	0.00	32
	MIN	-0.03	0.20	23	0.00	0.08	23			
		-0.04	0.00	39	0.00	0.12	39	1.07 T	0.20	35
361	MAX	0.36	0.00	32	0.22	1.00	34			
		0.93	0.00	32	0.72	0.00	35	0.66 C	0.00	34
	MIN	-0.55	1.00	34	-0.22	0.00	34			
		-1.53	0.00	35	-0.60	1.00	35	0.40 T	1.00	39
362	MAX	0.66	0.00	32	0.38	1.00	34			
		1.99	0.00	32	1.12	0.00	35	0.41 C	0.00	34
	MIN	-0.86	1.00	34	-0.37	0.00	34			
		-2.27	0.00	35	-1.10	0.00	32	0.38 T	1.00	39
363	MAX	1.30	0.00	40	1.36	0.00	38			
		0.89	0.00	34	0.53	0.15	34	5.82 C	0.00	40
	MIN	-10.03	0.15	35	-14.60	0.00	35			
		-0.55	0.15	40	-0.32	0.15	40	16.44 T	0.15	35
364	MAX	1.39	0.00	38	0.62	0.00	38			
		0.87	0.00	34	0.54	0.15	34	7.92 C	0.00	34
	MIN	-4.75	0.15	31	-7.96	0.00	31			
		-0.46	0.15	40	-0.30	0.15	40	4.17 T	0.15	39
365	MAX	0.23	0.00	38	-0.87	0.00	38			
		1.22	0.00	34	0.79	0.15	34	2.10 C	0.00	33
	MIN	-3.96	0.15	35	-9.61	0.00	35			
		-0.48	0.15	40	-0.31	0.15	40	5.57 T	0.15	35
366	MAX	0.57	0.00	40	0.43	0.00	40			
		1.24	0.00	34	0.81	0.15	34	3.51 C	0.00	40
	MIN	-4.15	0.15	34	-8.34	0.00	34			
		-0.49	0.15	40	-0.32	0.15	40	2.64 T	0.15	34

367	MAX	3.00	0.00	30	8.32	3.47	35			
		2.91	0.00	39	6.82	3.47	31	283.07 C	0.00	35
	MIN	-3.01	3.47	35	-8.53	3.47	38			
		-3.49	3.47	36	-7.59	3.47	36	297.89 T	3.47	38
369	MAX	2.21	0.00	30	5.25	3.33	35			
		2.54	0.00	39	5.48	3.33	31	231.51 C	0.00	35
	MIN	-2.19	3.33	35	-5.43	3.33	38			
		-3.38	3.33	36	-6.94	3.33	36	258.39 T	3.33	38
371	MAX	1.38	0.00	30	3.20	3.40	35			
		0.18	0.00	39	1.27	0.00	34	116.83 C	0.00	35
	MIN	-1.55	3.40	35	-2.69	3.40	38			
		-0.29	3.40	34	-0.91	3.40	36	108.88 T	3.40	38
373	MAX	0.78	0.00	30	1.12	3.08	35			
		0.05	0.00	41	0.58	3.08	33	95.63 C	0.00	39
	MIN	-0.97	3.08	35	-0.76	1.85	30			
		-0.12	3.08	36	-0.51	0.00	35	83.67 T	3.08	34
375	MAX	0.60	0.00	34	0.80	3.40	31			
		0.86	0.00	39	1.69	0.00	33	109.55 C	0.00	31
	MIN	-0.84	3.40	31	-0.49	1.36	34			
		-1.02	3.40	37	-3.09	3.40	34	99.92 T	3.40	34
377	MAX	4.04	0.00	38	4.76	0.00	38			
		0.45	0.00	34	0.28	0.11	34	13.94 C	0.00	34
	MIN	-6.46	0.11	31	-10.62	0.00	32			
		-0.31	0.11	40	-0.20	0.11	40	7.93 T	0.11	39
378	MAX	5.23	0.00	38	5.93	0.00	38			
		0.42	0.00	34	0.28	0.11	34	15.62 C	0.00	30
	MIN	-7.76	0.11	35	-12.30	0.00	35			
		-0.29	0.11	40	-0.20	0.11	40	11.38 T	0.11	39
379	MAX	8.79	0.00	41	21.60	0.11	34			
		0.07	0.00	36	0.18	0.00	33	34.02 C	0.00	34
	MIN	-18.66	0.11	34	-12.79	0.11	33			
		-0.10	0.11	33	-0.14	0.00	36	15.01 T	0.11	41
380	MAX	7.07	0.00	39	12.83	0.11	30			
		0.08	0.00	36	0.19	0.00	33	21.75 C	0.00	30
	MIN	-11.51	0.11	30	-10.01	0.11	35			
		-0.10	0.11	33	-0.14	0.00	36	11.46 T	0.11	39
381	MAX	7.48	0.00	38	9.34	0.00	38			
		0.57	0.00	34	0.36	0.11	34	22.75 C	0.00	34
	MIN	-8.17	0.11	31	-12.66	0.00	31			
		-0.71	0.11	33	-0.44	0.11	33	12.08 T	0.11	39
382	MAX	9.30	0.00	38	11.18	0.00	38			
		0.45	0.00	36	0.33	0.11	34	25.38 C	0.00	30
	MIN	-11.61	0.11	35	-17.41	0.00	35			
		-0.55	0.11	33	-0.39	0.11	33	20.22 T	0.11	35

the scale towards document
Image Engineering Scan Reference Chart TE263 Serial No. 380
Patch Reference numbers on UTT

383	MAX	1.63	0.00	38	1.78	0.00	38			
		0.77	0.00	34	0.47	0.11	34	5.49 C	0.00	30
	MIN	-7.84	0.11	35	-11.74	0.00	35			
		-0.64	0.11	40	-0.39	0.11	40	11.34 T	0.11	35
384	MAX	2.35	0.00	38	1.95	0.00	38			
		0.72	0.00	34	0.47	0.11	34	8.84 C	0.00	34
	MIN	-5.43	0.11	35	-9.48	0.00	35			
		-0.53	0.11	40	-0.37	0.11	40	6.21 T	0.11	39
393	MAX	13.32	0.00	40	10.25	0.00	36			
		5.53	3.33	35	6.57	3.33	35	301.68 C	0.00	38
	MIN	-10.38	0.00	35	-12.40	0.00	33			
		-2.64	0.00	30	-2.54	0.00	35	271.93 T	3.33	35
394	MAX	5.92	3.33	35	6.35	0.67	34			
		4.93	3.33	23	0.00	3.33	23	243.91 C	0.00	38
	MIN	-7.45	3.33	32	-8.61	0.67	32			
		-1.64	0.00	23	-6.11	0.67	23	209.66 T	3.33	35
395	MAX	1.53	0.00	23	0.00	3.33	23			
		10.89	0.00	40	7.90	1.99	32	101.10 C	0.00	38
	MIN	-4.74	3.33	23	-5.93	0.67	23			
		-11.60	0.00	35	-6.91	1.99	35	89.15 T	3.33	35
396	MAX	12.64	3.33	35	11.92	1.33	34			
		5.17	3.33	23	0.00	3.33	23	49.50 C	0.00	30
	MIN	-14.14	3.33	32	-13.46	1.33	32			
		-1.78	0.00	23	-6.35	0.67	23	42.83 T	3.33	35
397	MAX	3.26	0.00	34	-0.82	2.52	40			
		0.46	0.00	34	0.82	2.52	34	3.81 C	2.52	34
	MIN	-2.94	2.52	33	-8.36	1.51	34			
		-0.33	2.52	32	-0.59	2.52	32	3.59 T	0.00	33
398	MAX	5.38	0.00	35	1.28	0.00	39			
		0.45	0.00	34	0.80	2.52	34	11.38 C	2.52	35
	MIN	-4.03	2.52	30	-10.13	2.52	35			
		-0.33	2.52	32	-0.59	2.52	32	5.35 T	0.00	32
399	MAX	3.32	0.00	37	1.27	2.50	40			
		0.76	0.00	34	1.27	0.00	40	5.59 C	0.00	32
	MIN	-3.23	2.50	32	-8.95	1.50	34			
		-0.76	2.50	40	-1.28	0.00	34	5.18 T	2.50	37
400	MAX	3.84	0.00	30	0.70	0.00	38			
		0.74	0.00	34	1.23	0.00	40	8.33 C	0.00	35
	MIN	-4.15	2.50	35	-8.72	1.50	32			
		-0.74	2.50	40	-1.23	0.00	34	4.64 T	2.50	30
401	MAX	7.54	0.00	34	3.45	2.50	41			
		0.62	0.00	34	0.62	0.00	32	10.96 C	0.00	33
	MIN	-5.53	2.50	33	-13.65	2.50	34			
		-0.37	2.50	32	-1.05	0.00	34	14.69 T	2.50	34

the scale towards document
C1 B1 A1 C2 B2 A2 B5 A5 20 18 17 16 11 10 09 03 02 01 C7 B7 A7 C8 B8 A8 C9 B9
Patch Reference numbers on UTT
Image Engineering Scan Reference Chart TE263 Serial No. 380

402	MAX	7.94	0.00	34	4.37	0.00	38			
		0.62	0.00	34	0.63	0.00	32	8.09 C	0.00	33
	MIN	-4.57	2.50	33	-11.43	2.50	34			
		-0.38	2.50	33	-1.00	0.00	34	14.28 T	2.50	34
403	MAX	2.87	0.00	35	0.59	2.50	40			
		0.75	0.00	34	1.40	0.00	32	3.84 C	0.00	32
	MIN	-2.50	2.50	32	-8.94	1.50	34			
		-0.83	2.50	32	-1.26	0.00	34	4.65 T	2.50	35
404	MAX	8.51	0.00	34	5.72	0.00	38			
		0.71	0.00	34	1.37	0.00	32	10.79 C	0.00	31
	MIN	-5.26	2.50	31	-12.12	2.50	30			
		-0.82	2.50	32	-1.15	0.00	34	15.97 T	2.50	34
405	MAX	3.62	0.00	37	2.68	2.50	40			
		0.91	0.00	34	1.80	0.00	40	7.36 C	0.00	32
	MIN	-3.85	2.50	32	-9.62	2.00	37			
		-1.07	2.50	40	-1.52	0.00	34	6.13 T	2.50	37
406	MAX	6.23	0.00	34	2.74	0.00	38			
		0.87	0.00	34	1.74	0.00	40	7.56 C	0.00	31
	MIN	-3.92	2.50	31	-10.08	0.50	32			
		-1.05	2.50	40	-1.44	0.00	34	10.17 T	2.50	34
407	MAX	3.34	0.00	23	0.00	4.27	23			
		12.19	4.27	35	14.92	1.71	40	51.84 C	0.00	34
	MIN	-4.72	4.27	23	-5.90	1.71	23			
		-12.14	4.27	40	-15.05	1.71	35	59.51 T	4.27	39
411	MAX	5.82	0.00	31	4.76	2.48	38			
		0.45	0.00	34	0.54	0.00	40	16.95 C	0.00	34
	MIN	-7.56	2.48	34	-11.66	0.00	34			
		-0.31	2.48	40	-0.80	0.00	34	9.75 T	2.48	31
412	MAX	7.11	0.00	35	5.93	2.48	38			
		0.42	0.00	34	0.50	0.00	40	18.49 C	0.00	30
	MIN	-8.40	2.48	30	-14.21	0.00	34			
		-0.29	2.48	40	-0.71	0.00	34	12.91 T	2.48	35
413	MAX	7.59	0.00	31	9.34	2.48	38			
		0.57	0.00	34	1.27	0.00	33	25.80 C	0.00	34
	MIN	-11.15	2.48	34	-15.70	0.00	34			
		-0.71	2.48	33	-1.01	0.00	34	13.97 T	2.48	31
414	MAX	11.04	0.00	35	11.18	2.48	38			
		0.45	0.00	36	0.92	0.00	33	28.28 C	0.00	30
	MIN	-12.39	2.48	30	-18.49	0.00	30			
		-0.55	2.48	33	-0.77	0.00	36	22.34 T	2.48	35
415	MAX	7.47	0.00	35	2.51	0.00	39			
		0.77	0.00	34	1.16	0.00	40	8.48 C	0.00	30
	MIN	-4.11	2.48	30	-11.74	2.48	35			
		-0.64	2.48	40	-1.39	0.00	34	13.38 T	2.48	35



416	MAX	4.94	0.00	31	1.95	2.48	38			
		0.72	0.00	34	0.90	0.00	40	11.60 C	0.00	34
	MIN	-5.72	2.48	34	-11.71	0.00	34			
		-0.53	2.48	40	-1.24	0.00	34	7.33 T	2.48	31
417	MAX	9.57	0.00	35	3.55	0.00	39			
		0.89	0.00	34	1.04	0.00	40	7.82 C	0.00	32
	MIN	-4.59	2.48	32	-14.60	2.48	35			
		-0.55	2.48	40	-1.65	0.00	34	18.48 T	2.48	35
418	MAX	4.14	0.00	31	0.62	2.48	38			
		0.87	0.00	34	0.82	0.00	40	10.53 C	0.00	34
	MIN	-5.48	2.48	34	-11.88	0.00	34			
		-0.46	2.48	40	-1.60	0.00	34	5.51 T	2.48	31
419	MAX	7.31	0.00	33	21.60	2.49	34			
		0.07	0.00	36	0.17	2.49	36	42.16 C	0.00	34
	MIN	-10.59	2.49	34	-12.79	2.49	33			
		-0.10	2.49	33	-0.22	2.49	33	16.80 T	2.49	41
420	MAX	6.46	0.00	35	12.83	2.49	30			
		0.08	0.00	36	0.17	2.49	36	28.39 C	0.00	30
	MIN	-7.07	2.49	30	-10.01	2.49	35			
		-0.10	2.49	33	-0.23	2.49	33	13.07 T	2.49	39
421	MAX	5.36	0.00	35	-0.30	0.00	39			
		1.22	0.00	34	0.80	0.00	40	4.41 C	0.00	30
	MIN	-2.32	2.27	32	-9.61	2.27	35			
		-0.48	2.27	40	-2.01	0.00	34	6.60 T	2.27	35
422	MAX	3.19	0.00	37	0.43	2.27	40			
		1.24	0.00	34	0.81	0.00	40	5.36 C	0.00	32
	MIN	-3.15	2.27	32	-8.83	1.36	34			
		-0.49	2.27	40	-2.03	0.00	34	4.41 T	2.27	34
423	MAX	15.79	0.00	35	18.95	2.00	33			
		5.64	5.00	35	5.66	5.00	35	8.78 C	0.00	39
	MIN	-15.79	0.00	41	-18.95	2.00	35			
		-4.95	0.00	30	-3.34	2.00	35	15.56 T	5.00	36
424	MAX	15.07	0.00	24	0.00	0.00	23			
		8.03	0.00	35	6.54	0.00	41	76.15 C	0.00	34
	MIN	-15.07	5.00	24	-18.09	3.00	24			
		-8.18	0.00	41	-6.48	0.00	35	97.11 T	5.00	33
425	MAX	0.57	0.00	23	0.00	0.00	23			
		0.00	0.00	23	0.00	0.00	23	144.37 C	0.00	33
	MIN	-0.57	7.07	23	0.00	7.07	41			
		0.00	7.07	41	0.00	7.07	41	139.17 T	7.07	35
426	MAX	18.22	0.00	24	0.00	0.00	23			
		9.08	5.00	41	7.49	5.00	41	11.18 C	0.00	31
	MIN	-18.22	5.00	24	-21.87	3.00	24			
		-9.03	5.00	35	-7.35	0.00	36	8.65 T	5.00	34



428	MAX	0.55	0.00	23	0.00	0.00	23			
		0.00	0.00	23	0.00	0.00	23	87.16 C	0.00	39
	MIN	-0.55	6.10	23	0.00	6.10	41			
		0.00	6.10	41	0.00	6.10	41	85.48 T	6.10	30
429	MAX	15.79	0.00	35	18.95	2.00	33			
		4.71	5.00	23	4.37	0.00	34	50.01 C	0.00	30
	MIN	-15.79	5.00	35	-18.95	2.00	35			
		-4.73	0.00	23	-1.74	3.00	23	35.21 T	5.00	35
430	MAX	0.55	0.00	23	0.00	0.00	23			
		0.00	0.00	23	0.00	0.00	23	67.39 C	0.00	39
	MIN	-0.55	6.10	23	0.00	6.10	41			
		0.00	6.10	41	0.00	6.10	41	66.29 T	6.10	34
431	MAX	18.53	0.00	35	22.23	2.00	33			
		5.24	5.00	23	4.65	5.00	31	50.73 C	0.00	30
	MIN	-18.53	5.00	35	-22.23	3.00	35			
		-5.21	0.00	23	-1.96	2.00	23	43.68 T	5.00	35
437	MAX	4.72	0.00	23	0.00	0.00	23			
		12.96	5.00	33	11.17	5.00	33	35.36 C	0.00	30
	MIN	-4.72	5.00	23	-5.67	3.00	23			
		-14.19	5.00	35	-14.21	5.00	35	49.63 T	5.00	35
438	MAX	1.95	0.00	28	2.34	2.00	27			
		1.83	5.00	23	0.00	0.00	23	1.43 C	0.00	34
	MIN	-1.95	5.00	40	-2.34	2.00	40			
		-1.83	0.00	23	-2.19	2.00	23	2.72 T	5.00	41
439	MAX	1.95	0.00	27	2.34	2.00	29			
		1.82	5.00	23	1.77	0.00	34	1.65 C	0.00	30
	MIN	-1.95	5.00	39	-2.34	2.00	39			
		-1.83	0.00	23	-0.70	2.00	35	1.82 T	5.00	40
440	MAX	-0.87	0.00	39	-2.34	1.65	40			
		0.53	0.00	36	0.85	1.65	36	0.38 T	0.00	40
	MIN	-2.71	1.65	30	-8.94	0.00	23			
		-0.34	1.65	39	-0.58	1.65	39	10.25 T	1.65	33
442	MAX	4.60	0.00	37	1.27	0.09	40			
		0.76	0.00	34	0.52	0.00	40	3.36 C	0.00	40
	MIN	-0.77	0.09	40	-8.53	0.09	37			
		-0.76	0.09	40	-0.52	0.00	34	3.08 T	0.09	35
443	MAX	4.22	0.00	30	0.24	0.09	39			
		0.74	0.00	34	0.52	0.00	40	5.41 C	0.00	35
	MIN	-0.97	0.09	39	-7.46	0.09	32			
		-0.74	0.09	40	-0.52	0.00	34	2.59 T	0.09	38
444	MAX	8.61	0.00	34	3.45	0.09	41			
		0.62	0.00	34	0.25	0.00	32	9.04 C	0.00	41
	MIN	-2.95	0.09	41	-13.65	0.09	34			
		-0.37	0.09	32	-0.42	0.00	34	12.34 T	0.09	34



445	MAX	8.03	0.00	34	0.92	0.09	41			
		0.62	0.00	34	0.28	0.00	33	6.45 C	0.00	41
	MIN	-1.68	0.09	41	-11.43	0.09	34			
		-0.38	0.09	33	-0.45	0.00	34	12.33 T	0.09	34
446	MAX	0.15	0.00	40	0.59	0.00	40			
		0.75	0.00	34	0.51	0.09	34	1.78 C	0.00	40
	MIN	-4.19	0.09	35	-8.03	0.00	37			
		-0.83	0.09	32	-0.57	0.09	32	2.62 T	0.09	35
447	MAX	2.55	0.00	39	2.27	0.00	39			
		0.71	0.00	34	0.51	0.09	34	8.03 C	0.00	39
	MIN	-8.81	0.09	34	-12.12	0.00	30			
		-0.82	0.09	32	-0.57	0.09	32	13.93 T	0.09	34
448	MAX	1.54	0.00	40	2.68	0.00	40			
		0.91	0.00	34	0.62	0.09	34	4.99 C	0.00	40
	MIN	-5.06	0.09	37	-9.45	0.00	37			
		-1.07	0.09	40	-0.74	0.09	40	4.00 T	0.09	35
449	MAX	1.23	0.00	39	0.69	0.00	39			
		0.87	0.00	34	0.62	0.09	34	4.77 C	0.00	39
	MIN	-6.38	0.09	34	-8.99	0.00	30			
		-1.05	0.09	40	-0.74	0.09	40	8.19 T	0.09	34
450	MAX	3.87	0.00	33	-1.31	0.00	40			
		0.46	0.00	34	0.22	0.00	32	2.29 C	0.00	34
	MIN	0.55	0.12	38	-6.93	0.12	24			
		-0.33	0.12	32	-0.31	0.00	34	1.53 T	0.12	33
451	MAX	4.66	0.00	32	1.28	0.12	39			
		0.45	0.00	34	0.22	0.00	32	8.45 C	0.00	35
	MIN	-1.81	0.12	39	-8.19	0.12	32			
		-0.33	0.12	32	-0.30	0.00	34	3.37 T	0.12	40
452	MAX	0.80	0.00	34	0.33	0.00	34			
		0.47	0.00	30	0.32	1.00	34	0.90 C	0.00	34
	MIN	-0.55	1.00	32	-0.35	1.00	34			
		-0.42	1.00	41	-0.38	1.00	41	0.58 T	1.00	33
453	MAX	0.03	0.00	23	0.00	0.00	23			
		0.04	0.00	26	0.00	0.08	26	12.98 C	0.00	34
	MIN	-0.03	0.20	23	0.00	0.08	23			
		-0.04	0.20	38	0.00	0.12	39	10.93 T	0.20	41
454	MAX	1.64	0.00	33	0.85	0.00	33			
		2.21	0.00	33	1.74	1.00	33	22.40 C	0.00	35
	MIN	-1.26	1.00	36	-0.67	1.00	33			
		-2.31	1.00	34	-1.65	1.00	34	24.78 T	1.00	41
455	MAX	0.98	0.00	34	0.45	1.00	32			
		0.79	0.00	32	0.38	1.00	32	0.88 C	0.00	34
	MIN	-1.05	1.00	32	-0.48	0.00	32			
		-0.83	1.00	34	-0.42	0.00	32	0.96 T	1.00	32

456	MAX	0.03	0.00	23	0.00	0.00	23			
		0.04	0.00	26	0.00	0.08	26	3.23 C	0.00	35
	MIN	-0.03	0.20	23	0.00	0.08	23			
		-0.04	0.20	38	0.00	0.12	39	3.49 T	0.20	40
457	MAX	0.81	0.00	32	0.50	1.00	34			
		1.00	0.00	40	0.59	1.00	40	6.84 C	0.00	35
	MIN	-1.18	1.00	34	-0.56	0.00	34			
		-1.37	1.00	34	-0.80	1.00	34	4.23 T	1.00	41
458	MAX	1.14	0.00	34	0.59	1.00	40			
		0.87	0.00	40	0.43	0.00	34	1.07 C	0.00	34
	MIN	-1.29	1.00	32	-0.60	0.00	40			
		-1.08	1.00	34	-0.47	0.00	40	1.30 T	1.00	40
459	MAX	0.03	0.00	23	0.00	0.00	23			
		0.04	0.00	26	0.00	0.08	26	7.23 C	0.00	35
	MIN	-0.03	0.20	23	0.00	0.08	23			
		-0.04	0.20	38	0.00	0.12	39	9.19 T	0.20	40
460	MAX	1.52	0.00	40	0.86	1.00	34			
		2.15	0.00	40	1.58	1.00	40	23.15 C	0.00	35
	MIN	-1.94	1.00	34	-0.97	0.00	34			
		-2.35	1.00	34	-1.43	1.00	34	20.88 T	1.00	40
461	MAX	0.96	0.00	34	0.42	0.00	34			
		0.65	0.00	40	0.40	0.00	34	0.87 C	0.00	34
	MIN	-0.94	1.00	32	-0.42	1.00	34			
		-1.05	1.00	34	-0.44	1.00	34	0.91 T	1.00	40
462	MAX	0.03	0.00	23	0.00	0.00	23			
		0.04	0.00	26	0.00	0.08	26	5.08 C	0.00	35
	MIN	-0.03	0.20	23	0.00	0.08	23			
		-0.04	0.20	38	0.00	0.12	39	5.68 T	0.20	40
463	MAX	1.40	0.00	32	1.13	1.00	34			
		1.86	0.00	40	1.35	1.00	40	21.97 C	0.00	35
	MIN	-2.40	1.00	34	-1.15	0.00	34			
		-2.43	1.00	34	-1.29	1.00	34	15.75 T	1.00	40
464	MAX	7.53	0.00	34	0.78	0.02	41			
		10.09	0.00	41	0.62	0.02	41	6.87 C	0.00	41
	MIN	-1.20	0.02	41	-10.74	0.02	34			
		-11.46	0.02	34	-0.77	0.02	34	12.32 T	0.02	34
465	MAX	2.20	0.00	39	2.05	0.00	39			
		1.72	0.00	40	0.25	0.00	34	7.60 C	0.00	39
	MIN	-8.20	0.02	30	-11.39	0.00	30			
		-2.81	0.02	35	-0.21	0.00	40	13.07 T	0.02	34
466	MAX	0.96	0.00	39	0.59	0.00	39			
		6.85	0.00	40	0.26	0.00	37	4.31 C	0.00	39
	MIN	-5.66	0.02	30	-8.47	0.00	30			
		-6.31	0.02	35	-0.33	0.00	40	7.08 T	0.02	34

the scale towards document
C1 B1 A1 C2 B2 A2 B5 A5 20 18 17 16 11
10 09 03 02 01 C7 B7 A7 C8 B8 A8 C9 B9
Patch Reference numbers on UTT Scan Reference Chart TE263 Serial No. 380
Image Engineering

467	MAX	4.57	0.00	32	0.16	0.02	39			
		4.03	0.00	40	0.22	0.02	40	5.14 C	0.00	35
	MIN	-0.60	0.02	39	-7.17	0.02	32			
		-4.70	0.02	35	-0.18	0.02	37	1.80 T	0.02	38
468	MAX	12.05	0.00	34	4.21	0.02	39			
		13.14	0.00	41	0.44	0.02	41	21.63 C	0.00	34
	MIN	-4.03	0.02	39	-15.69	0.02	34			
		-14.37	0.02	35	-0.35	0.02	36	13.08 T	0.02	39
469	MAX	2.21	0.00	39	2.09	0.00	39			
		5.56	0.00	37	0.22	0.02	34	13.77 C	0.00	34
	MIN	-8.40	0.02	34	-11.65	0.00	34			
		-3.79	0.02	32	-0.18	0.00	41	8.92 T	0.02	39
470	MAX	2.57	0.00	39	2.51	0.00	39			
		11.05	0.00	40	0.29	0.00	35	5.60 C	0.00	30
	MIN	-5.17	0.02	33	-7.88	0.00	33			
		-15.52	0.02	35	-0.25	0.00	40	13.79 T	0.02	35
471	MAX	6.79	0.00	32	3.54	0.02	39			
		9.52	0.00	40	0.23	0.02	40	7.68 C	0.00	40
	MIN	-4.15	0.02	35	-9.80	0.02	32			
		-16.55	0.02	35	-0.31	0.02	35	18.78 T	0.02	35
472	MAX	0.57	0.00	34	0.23	0.00	34			
		0.42	0.00	32	0.27	0.00	34	0.50 C	0.00	34
	MIN	-0.44	1.00	32	-0.23	1.00	34			
		-0.82	1.00	34	-0.34	1.00	34	0.36 T	1.00	32
473	MAX	0.03	0.00	23	0.00	0.00	23			
		0.04	0.00	26	0.00	0.12	26	1.70 C	0.00	33
	MIN	-0.03	0.20	23	0.00	0.12	23			
		-0.04	0.20	38	0.00	0.12	39	1.81 T	0.20	34
474	MAX	1.06	0.00	40	1.25	1.00	34			
		1.05	0.00	40	1.21	0.00	34	0.59 C	0.00	40
	MIN	-2.62	1.00	34	-1.25	0.00	34			
		-2.68	1.00	34	-1.26	1.00	34	1.52 T	1.00	34
475	MAX	1.96	0.00	23	0.00	0.00	23			
		1.40	0.00	31	4.67	0.00	36	26.36 C	0.00	31
	MIN	-0.05	3.60	23	-3.45	3.60	23			
		-1.51	3.60	36	-5.62	0.00	31	30.18 T	3.60	37
476	MAX	15.05	0.00	30	7.87	0.24	39			
		22.55	0.00	35	5.08	0.00	41	27.43 C	0.00	30
	MIN	-7.10	0.24	39	-18.49	0.24	30			
		-25.32	0.24	41	-4.73	0.00	35	20.24 T	0.24	39
477	MAX	3.99	0.00	39	4.04	0.00	39			
		6.98	0.00	35	1.37	0.24	35	17.36 C	0.00	34
	MIN	-11.30	0.24	34	-14.22	0.00	34			
		-4.21	0.24	41	-0.85	0.24	41	12.32 T	0.24	39

the scale towards document
Image Engineering Scan Reference Chart TE263 Serial No. 380

478	MAX	1.79	0.00	39	1.58	0.00	39			
		23.44	0.00	35	4.84	0.24	35	11.93 C	0.00	34
	MIN	-9.36	0.24	34	-11.71	0.00	34			
		-21.42	0.24	40	-4.28	0.24	40	7.00 T	0.24	39
479	MAX	9.23	0.00	34	0.55	0.24	39			
		22.19	0.00	35	3.18	0.00	40	11.08 C	0.00	34
	MIN	-1.14	0.24	39	-11.89	0.24	34			
		-16.21	0.24	40	-4.51	0.00	35	4.98 T	0.24	39
480	MAX	0.03	0.00	23	0.00	0.00	23			
		106.63	0.00	33	10.22	0.00	36	23.61 C	0.00	35
	MIN	-0.03	0.14	23	0.00	0.06	23			
		-93.22	0.14	36	-11.06	0.00	33	25.63 T	0.14	41
481	MAX	0.03	0.00	23	0.00	0.00	23			
		12.70	0.00	31	2.77	0.14	32	13.74 C	0.00	35
	MIN	-0.03	0.14	23	0.00	0.06	23			
		-15.67	0.14	37	-3.06	0.14	37	5.10 T	0.14	41
483	MAX	0.03	0.00	23	0.00	0.00	23			
		25.20	0.00	40	3.96	0.00	35	23.34 C	0.00	35
	MIN	-0.03	0.14	23	0.00	0.06	23			
		-23.94	0.14	34	-2.85	0.14	34	17.13 T	0.14	40
485	MAX	12.33	0.00	34	3.19	1.19	41			
		0.21	0.00	33	0.25	1.19	33	8.62 C	0.00	41
	MIN	-3.11	1.19	41	-12.91	1.19	34			
		-0.28	1.19	34	-0.34	1.19	34	11.88 T	1.19	34
486	MAX	0.92	0.00	40	0.59	0.00	40			
		0.13	0.00	40	0.15	0.00	34	2.55 C	0.00	40
	MIN	-7.92	1.19	37	-7.68	0.00	37			
		-0.13	1.19	34	-0.15	0.00	40	2.94 T	1.19	35
487	MAX	2.58	0.00	40	2.56	0.00	40			
		0.22	0.00	40	0.21	0.00	37	5.86 C	0.00	40
	MIN	-9.06	1.19	37	-9.02	0.00	37			
		-0.18	1.19	37	-0.27	0.00	40	4.56 T	1.19	37
488	MAX	8.31	0.00	37	1.22	1.19	40			
		0.15	0.00	40	0.18	1.19	40	4.01 C	0.00	40
	MIN	-1.45	1.19	40	-8.14	1.19	37			
		-0.12	1.19	37	-0.15	1.19	37	3.46 T	1.19	37
489	MAX	0.06	0.00	23	0.00	0.00	23			
		0.00	0.00	23	0.00	0.00	23	15.06 C	0.00	34
	MIN	-0.06	1.54	23	0.00	1.54	41			
		0.00	1.54	41	0.00	1.54	41	13.49 T	1.54	41
490	MAX	10.56	0.00	34	0.76	1.17	41			
		1.33	0.00	41	1.40	0.00	34	17.12 C	0.00	41
	MIN	-1.15	1.17	41	-10.61	1.17	34			
		-1.68	1.17	34	-1.11	0.00	41	23.76 T	1.17	34

the scale towards document
C1 B1 A1 C2 B2 A2 B5 A5 20 18 17 16 11
10 09 03 02 01 C7 B7 A7 C8 B8 A8 C9 B9
Image Engineering Scan Reference Chart TE263 Serial No. 280

491	MAX	0.06	0.00	23	0.00	0.00	23			
		0.00	0.00	23	0.00	0.00	23	4.30 C	0.00	35
	MIN	-0.06	1.54	23	0.00	1.54	41			
		0.00	1.54	41	0.00	1.54	41	2.22 T	1.54	40
492	MAX	2.15	0.00	39	2.01	0.00	39			
		0.28	0.00	40	0.24	0.00	34	5.19 C	0.00	39
	MIN	-11.12	1.17	30	-11.24	0.00	30			
		-0.62	1.17	34	-0.48	1.17	34	12.86 T	1.17	34
493	MAX	0.06	0.00	23	0.00	0.00	23			
		0.00	0.00	23	0.00	0.00	23	9.56 C	0.00	35
	MIN	-0.06	1.54	23	0.00	1.54	41			
		0.00	1.54	41	0.00	1.54	41	10.26 T	1.54	40
494	MAX	0.91	0.00	39	0.57	0.00	39			
		0.18	0.00	40	0.17	0.00	37	10.70 C	0.00	40
	MIN	-8.59	1.17	30	-8.37	0.00	30			
		-0.14	1.17	37	-0.21	0.00	40	9.91 T	1.17	34
495	MAX	0.06	0.00	23	0.00	0.00	23			
		0.00	0.00	23	0.00	0.00	23	7.13 C	0.00	35
	MIN	-0.06	1.54	23	0.00	1.54	41			
		0.00	1.54	41	0.00	1.54	41	6.01 T	1.54	40
496	MAX	7.49	0.00	32	0.15	1.17	39			
		0.12	0.00	40	0.14	1.17	40	3.53 C	0.00	40
	MIN	-0.55	1.17	39	-7.08	1.17	32			
		-0.10	1.17	37	-0.12	1.17	37	3.67 T	1.17	37
497	MAX	7.21	0.00	24	0.00	0.00	23			
		0.04	0.00	35	0.05	1.17	35	1.88 C	0.00	34
	MIN	0.69	1.17	40	-6.50	1.17	24			
		-0.04	1.17	30	-0.04	1.17	30	1.55 T	1.17	33
498	MAX	0.06	0.00	23	0.00	0.00	23			
		0.00	0.00	23	0.00	0.00	23	2.08 C	0.00	33
	MIN	-0.06	1.54	23	0.00	1.54	41			
		0.00	1.54	41	0.00	1.54	41	3.97 T	1.54	34
499	MAX	8.04	0.00	32	1.07	1.17	39			
		0.35	0.00	35	0.15	0.00	32	8.44 C	0.00	35
	MIN	-1.36	1.17	39	-7.66	1.17	32			
		-0.14	1.17	33	-0.30	0.00	35	4.23 T	1.17	40
500	MAX	14.66	0.00	34	4.11	1.17	39			
		0.83	0.00	41	0.85	0.00	34	23.65 C	0.00	34
	MIN	-3.95	1.17	39	-15.32	1.17	34			
		-0.97	1.17	34	-0.72	0.00	41	17.18 T	1.17	41
501	MAX	0.35	0.00	34	0.28	0.00	34			
		0.10	0.00	34	0.07	1.54	34	19.00 C	0.00	41
	MIN	-0.18	1.54	41	-0.19	1.54	34			
		-0.05	1.54	41	-0.08	0.00	34	21.66 T	1.54	35

the scale towards document
C1 B1 A1 C2 B2 A2 B5 A5 20 18 17 16 11 10 09 03 02 01 C7 B7 A7 C8 B8 A8 C9 B9
Patch Reference numbers on UTT
Image Engineering Scan Reference Chart TE263 Serial No. 380

502	MAX	2.16	0.00	39	2.05	0.00	39			
		0.23	0.00	41	0.22	0.00	34	12.31 C	0.00	34
	MIN	-11.32	1.17	34	-11.50	0.00	34			
		-0.60	1.17	34	-0.48	1.17	34	4.63 T	1.17	39
503	MAX	0.06	0.00	23	0.00	0.00	23			
		0.00	0.00	23	0.00	0.00	23	8.37 C	0.00	37
	MIN	-0.06	1.54	23	0.00	1.54	41			
		0.00	1.54	41	0.00	1.54	41	5.99 T	1.54	31
504	MAX	2.52	0.00	39	2.46	0.00	39			
		0.04	0.00	40	0.15	0.00	34	9.23 C	0.00	34
	MIN	-8.09	1.17	33	-7.79	0.00	33			
		-0.12	1.17	34	-0.05	0.00	40	10.61 T	1.17	40
505	MAX	0.06	0.00	23	0.00	0.00	23			
		0.00	0.00	23	0.00	0.00	23	16.93 C	0.00	40
	MIN	-0.06	1.54	23	0.00	1.54	41			
		0.00	1.54	41	0.00	1.54	41	23.87 T	1.54	35
506	MAX	9.71	0.00	32	3.48	1.17	39			
		0.06	0.00	39	0.06	1.17	39	3.70 C	0.00	33
	MIN	-4.06	1.17	35	-9.68	1.17	32			
		-0.18	1.17	34	-0.21	1.17	34	3.40 T	1.17	40
507	MAX	0.06	0.00	23	0.00	0.00	23			
		0.00	0.00	23	0.00	0.00	23	14.58 C	0.00	40
	MIN	-0.06	1.54	23	0.00	1.54	41			
		0.00	1.54	41	0.00	1.54	41	25.46 T	1.54	35
508	MAX	8.20	0.00	32	0.11	0.00	33			
		0.20	0.00	39	0.12	1.17	41	4.28 C	0.00	32
	MIN	-0.12	1.17	39	-7.85	1.17	32			
		-0.32	1.17	34	-0.35	1.17	34	7.94 T	1.17	35
509	MAX	0.06	0.00	23	0.00	0.00	23			
		0.00	0.00	23	0.00	0.00	23	1.91 C	0.00	34
	MIN	-0.06	1.54	23	0.00	1.54	41			
		0.00	1.54	41	0.00	1.54	41	1.86 T	1.54	40
510	MAX	7.28	0.00	34	0.00	0.00	23			
		0.10	0.00	41	0.12	1.17	41	2.79 C	0.00	36
	MIN	-0.25	1.17	41	-6.84	1.17	34			
		-0.28	1.17	34	-0.32	1.17	34	2.46 T	1.17	33
511	MAX	16.86	0.00	30	6.14	0.72	39			
		0.70	0.00	30	1.06	0.72	33	97.12 C	0.00	33
	MIN	-6.90	0.72	39	-15.03	0.72	30			
		-1.06	0.72	35	-0.81	0.00	34	89.61 T	0.72	36
512	MAX	3.88	0.00	30	2.33	0.00	38			
		25.95	0.00	36	22.82	0.00	33	302.99 C	0.00	38
	MIN	-0.09	0.72	39	-2.37	0.72	35			
		-30.20	0.00	41	-18.14	0.00	36	228.44 T	0.72	37

the scale towards document
Image Engineering Scan Reference Chart TE263 Serial No. 380
Patch Reference numbers on UTT

513	MAX	3.80	0.00	39	3.15	0.00	39			
		2.87	0.00	30	2.04	0.00	35	15.67 C	0.00	32
	MIN	-13.11	0.72	34	-11.63	0.00	34			
		-6.76	0.72	35	-2.86	0.72	35	20.48 T	0.72	37
514	MAX	3.11	0.00	23	-2.49	0.00	39			
		9.14	0.72	35	4.50	0.72	32	252.97 C	0.00	38
	MIN	1.10	0.72	38	-5.53	0.72	23			
		-5.04	0.00	41	-8.40	0.00	35	217.43 T	0.72	35
515	MAX	1.60	0.00	39	1.15	0.00	39			
		0.49	0.00	32	0.33	0.00	34	28.07 C	0.00	32
	MIN	-11.17	0.72	34	-9.71	0.00	34			
		-0.61	0.72	35	-0.42	0.00	32	29.22 T	0.72	35
516	MAX	2.94	0.00	23	-2.42	0.00	39			
		12.44	0.72	35	5.28	0.00	40	109.51 C	0.00	34
	MIN	1.03	0.72	38	-5.30	0.72	23			
		-11.00	0.72	40	-4.79	0.00	35	73.07 T	0.72	31
517	MAX	11.04	0.00	34	0.38	0.72	39			
		0.93	0.00	32	0.59	0.72	32	26.34 C	0.00	32
	MIN	-0.94	0.72	39	-9.80	0.72	34			
		-1.15	0.72	35	-0.56	0.72	35	24.89 T	0.72	35
518	MAX	11.34	0.72	35	8.02	0.00	35			
		-1.19	0.72	38	-2.56	0.00	41	70.32 C	0.00	34
	MIN	-6.54	0.72	40	-7.64	0.00	40			
		-3.33	0.00	23	-5.75	0.72	23	33.54 T	0.72	39
519	MAX	3.96	0.00	35	9.16	0.00	35			
		3.44	0.00	39	17.63	2.73	39	347.62 C	0.00	35
	MIN	-3.89	2.73	30	-9.24	0.00	38			
		-4.08	2.73	36	-20.47	2.73	36	370.01 T	2.73	38
520	MAX	2.57	0.00	35	5.53	0.00	35			
		2.76	0.00	39	13.84	2.82	39	259.42 C	0.00	35
	MIN	-2.54	2.82	30	-5.58	0.00	38			
		-3.60	2.82	36	-17.76	2.82	36	293.27 T	2.82	38
521	MAX	1.84	0.00	35	3.41	0.00	35			
		0.19	0.00	39	0.72	2.77	39	135.27 C	0.00	35
	MIN	-1.56	2.77	30	-2.74	0.00	38			
		-0.27	2.77	34	-1.20	2.77	36	129.58 T	2.77	30
522	MAX	1.02	0.00	35	1.25	0.00	35			
		0.09	0.00	35	0.49	0.00	33	95.18 C	0.00	39
	MIN	-0.75	3.02	30	-0.71	1.21	30			
		-0.12	3.02	32	-0.76	3.02	36	85.87 T	3.02	34
523	MAX	0.87	0.00	31	0.93	0.00	31			
		0.95	0.00	39	4.66	3.61	31	108.34 C	0.00	31
	MIN	-0.57	3.61	34	-0.47	2.17	34			
		-1.08	3.61	37	-5.83	3.61	36	101.41 T	3.61	34

the scale towards document
C1 B1 A1 C2 B2 A2 B5 A5 20 18 17 16 11 10 09 03 02 01 C7 B7 A7 C8 B8 A8 C9 B9
Patch Reference numbers on UTT Scan Reference Chart TE263 Serial No. 380
Image Engineering

529	MAX	0.03	0.00	23	0.00	0.00	23			
		100.67	0.00	36	36.43	0.00	33	92.56 C	0.00	41
	MIN	-0.03	0.14	23	0.00	0.06	23			
		-110.48	0.14	33	-31.98	0.00	36	79.98 T	0.14	36
530	MAX	0.03	0.00	23	0.00	0.00	23			
		14.06	0.00	37	1.56	0.00	30	9.04 C	0.00	41
	MIN	-0.03	0.14	23	0.00	0.06	23			
		-11.16	0.14	30	-1.97	0.00	37	14.18 T	0.14	35
531	MAX	0.03	0.00	23	0.00	0.00	23			
		48.68	0.00	35	11.30	0.14	35	19.14 C	0.00	40
	MIN	-0.03	0.14	23	0.00	0.06	23			
		-39.88	0.14	32	-9.68	0.14	32	21.80 T	0.14	35
532	MAX	0.03	0.00	23	0.00	0.00	23			
		46.86	0.00	35	10.94	0.14	35	14.07 C	0.00	40
	MIN	-0.03	0.14	23	0.00	0.06	23			
		-37.49	0.14	32	-7.96	0.14	40	22.41 T	0.14	35
533	MAX	17.42	0.00	30	1.37	0.22	39			
		79.68	0.00	36	17.45	0.22	36	18.55 C	0.00	35
	MIN	-6.36	0.22	39	-3.76	0.22	30			
		-92.25	0.22	41	-20.20	0.22	41	13.90 T	0.22	41
534	MAX	3.25	0.00	39	0.70	0.00	39			
		7.42	0.00	35	1.78	0.00	41	6.27 C	0.00	31
	MIN	-13.68	0.22	34	-2.94	0.00	34			
		-8.14	0.22	41	-1.63	0.00	35	6.43 T	0.22	37
535	MAX	1.06	0.00	39	0.21	0.00	39			
		21.18	0.00	35	4.09	0.00	40	19.46 C	0.00	35
	MIN	-11.74	0.22	34	-2.51	0.00	34			
		-18.67	0.22	40	-4.64	0.00	35	11.90 T	0.22	40
536	MAX	11.61	0.00	34	0.07	0.22	39			
		21.26	0.00	35	4.66	0.22	35	21.97 C	0.00	35
	MIN	-0.40	0.22	39	-2.48	0.22	34			
		-13.15	0.22	40	-2.88	0.22	40	11.32 T	0.22	40
537	MAX	1.10	0.00	35	1.29	0.00	35			
		0.36	0.00	32	2.03	3.50	32	94.97 C	3.50	34
	MIN	-0.78	0.00	30	-2.27	0.00	33			
		-0.13	3.50	37	-1.74	3.50	41	12.61 C	0.00	39
538	MAX	0.08	0.00	23	0.00	0.00	23			
		0.00	0.00	23	0.00	0.00	23	134.20 C	4.13	33
	MIN	-0.08	4.13	23	0.00	4.13	41			
		0.00	4.13	41	0.00	4.13	41	123.11 T	0.00	36
539	MAX	0.95	0.00	35	0.74	0.00	35			
		0.40	0.00	32	2.07	3.50	32	189.08 C	3.50	36
	MIN	-0.85	0.00	38	-0.45	0.00	41			
		-0.13	3.50	37	-1.77	3.50	41	95.83 T	0.00	41

the scale towards document
Image Engineering Scan Reference Chart TE263 Serial No. 380

540	MAX	13.33	0.00	34	1.13	1.00	39			
		0.71	0.00	41	0.71	1.00	41	8.06 C	0.00	41
	MIN	-1.43	1.00	39	-12.92	1.00	34			
		-1.18	1.00	34	-0.98	1.00	34	9.65 T	1.00	34
541	MAX	1.95	0.00	34	1.40	0.20	39			
		22.58	0.00	34	2.13	0.20	34	9.38 C	0.00	41
	MIN	-1.67	0.20	32	-13.28	0.20	34			
		-16.41	0.20	41	-2.38	0.00	34	11.33 T	0.20	34
542	MAX	1.71	0.00	39	1.40	0.00	39			
		0.76	0.00	41	1.28	0.00	34	10.22 C	0.00	41
	MIN	-13.68	1.00	34	-13.28	0.00	34			
		-1.57	1.00	34	-0.74	0.00	41	12.29 T	1.00	34
543	MAX	0.93	3.50	30	1.26	3.50	35			
		0.76	0.00	36	2.11	0.00	33	68.86 C	3.50	30
	MIN	-1.18	3.50	35	-2.29	3.50	33			
		-1.04	3.50	33	-1.61	0.00	36	10.77 C	0.00	39
544	MAX	1.00	3.50	30	0.65	3.50	35			
		0.79	0.00	36	2.09	0.00	33	86.19 C	3.50	30
	MIN	-1.00	3.50	35	-0.64	3.50	30			
		-1.03	3.50	33	-1.64	0.00	36	0.87 C	0.00	39
545	MAX	12.07	0.00	34	0.95	1.00	39			
		0.55	1.00	39	0.34	1.00	39	0.85 C	0.00	41
	MIN	-1.25	1.00	39	-11.66	1.00	34			
		-0.94	1.00	34	-0.73	1.00	34	3.42 T	1.00	35
546	MAX	1.88	0.00	37	0.95	0.00	39			
		11.92	0.00	34	1.16	0.20	34	1.02 C	0.00	40
	MIN	-1.51	0.20	40	-11.68	0.20	34			
		-4.64	0.00	39	-1.21	0.00	34	3.44 T	0.20	35
547	MAX	1.26	0.00	39	0.95	0.00	39			
		0.50	1.00	39	0.68	0.00	34	1.18 C	0.00	41
	MIN	-12.09	1.00	34	-11.69	0.00	34			
		-0.89	1.00	34	-0.29	0.00	39	3.33 T	1.00	35
548	MAX	1.36	0.00	35	1.84	0.00	35			
		0.67	0.00	33	2.09	3.50	33	50.24 C	3.50	24
	MIN	-0.78	0.00	38	-1.60	0.00	40			
		-0.46	3.50	36	-1.59	3.50	36	8.30 C	0.00	39
549	MAX	0.89	0.00	35	0.85	1.40	34			
		0.66	0.00	33	2.07	3.50	33	59.67 C	3.50	30
	MIN	-0.74	0.00	38	-0.72	2.10	35			
		-0.48	3.50	36	-1.61	3.50	36	3.64 C	0.00	39
550	MAX	9.21	0.00	30	0.44	1.00	39			
		1.02	0.00	40	1.01	1.00	40	7.07 C	0.00	40
	MIN	-0.74	1.00	39	-8.80	1.00	30			
		-1.17	1.00	34	-0.96	1.00	34	5.89 T	1.00	35

the scale towards document
Image Engineering Scan Reference Chart TE263 Serial No. 380

551	MAX	1.11	0.00	33	0.59	0.20	39			
		8.74	0.00	34	1.01	0.00	40	7.25 C	0.00	40
	MIN	-1.62	0.20	35	-8.80	0.00	30			
		-9.68	0.20	40	-0.96	0.00	34	6.00 T	0.20	35
552	MAX	0.89	0.00	39	0.59	0.00	39			
		0.93	0.00	40	0.78	0.00	34	7.29 C	0.00	40
	MIN	-9.16	1.00	30	-8.75	0.00	30			
		-0.99	1.00	34	-0.92	0.00	40	6.01 T	1.00	35
553	MAX	0.78	0.00	39	1.84	3.50	35			
		0.14	0.00	35	0.50	3.50	34	33.51 C	3.50	24
	MIN	-1.04	0.00	34	-1.60	3.50	40			
		-0.08	3.50	32	-0.27	3.50	32	5.15 C	0.00	39
554	MAX	1.08	0.00	39	1.25	0.00	39			
		0.11	0.00	39	1.13	0.00	34	38.37 C	3.50	30
	MIN	-1.34	0.00	34	-1.74	0.00	34			
		-0.24	3.50	34	-0.41	0.00	40	3.85 C	0.00	39
555	MAX	9.39	0.00	32	0.64	1.00	39			
		0.39	0.00	40	0.38	1.00	40	4.12 C	0.00	40
	MIN	-0.94	1.00	39	-8.98	1.00	32			
		-0.36	1.00	37	-0.36	1.00	37	4.88 T	1.00	35
556	MAX	1.09	0.00	32	0.90	0.20	39			
		3.34	0.00	33	0.38	0.00	40	4.25 C	0.00	40
	MIN	-2.29	0.20	35	-9.21	0.20	32			
		-3.15	0.20	40	-0.36	0.00	37	4.95 T	0.20	35
557	MAX	1.20	0.00	39	0.90	0.00	39			
		0.33	0.00	34	0.36	0.00	33	4.29 C	0.00	40
	MIN	-9.60	1.00	32	-9.19	0.00	32			
		-0.36	1.00	33	-0.29	0.00	36	4.95 T	1.00	35
558	MAX	0.84	3.50	30	1.48	3.50	35			
		0.10	0.00	34	0.34	3.50	34	16.83 C	3.50	24
	MIN	-1.15	3.50	35	-1.09	3.50	40			
		-0.07	3.50	31	-0.23	3.50	39	2.32 C	0.00	39
559	MAX	1.94	3.50	34	2.49	0.00	34			
		1.16	0.00	34	1.49	0.00	40	20.69 C	3.50	24
	MIN	-1.65	3.50	39	-1.94	0.00	39			
		-0.54	3.50	40	-2.95	0.00	34	3.71 C	0.00	39
560	MAX	9.00	0.00	32	0.00	0.00	23			
		0.74	1.00	35	0.52	1.00	35	2.45 C	0.00	34
	MIN	0.10	1.00	39	-8.60	1.00	32			
		-0.27	1.00	40	-0.26	1.00	40	1.35 T	1.00	33
561	MAX	0.93	0.00	33	-0.41	0.00	39			
		3.96	0.00	32	0.82	0.00	35	2.63 C	0.00	34
	MIN	-0.79	0.20	34	-8.62	0.20	32			
		-7.71	0.00	35	-0.71	0.20	35	1.49 T	0.20	33

the scale towards document
Image Engineering Scan Reference Chart TE263 Serial No. 380
Patch Reference numbers on UTT

562	MAX	-0.21	0.00	39	0.00	1.00	23			
		0.74	1.00	35	0.27	0.00	32	2.31 C	0.00	34
	MIN	-9.02	1.00	32	-8.61	0.00	32			
		-0.32	1.00	32	-0.47	0.00	35	1.41 T	1.00	33
563	MAX	1.74	0.00	39	2.45	1.41	34			
		1.08	0.00	40	1.51	1.41	40	4.09 C	1.41	24
	MIN	-2.08	0.00	34	-1.96	1.41	39			
		-2.11	1.41	34	-2.97	1.41	34	0.02 C	0.00	41
564	MAX	0.03	0.00	23	0.00	0.00	23			
		1.74	0.00	39	0.28	0.14	39	2.11 C	0.00	34
	MIN	-0.03	0.14	23	0.00	0.06	23			
		-2.08	0.14	34	-0.28	0.14	34	1.08 T	0.14	40
569	MAX	62.57	0.95	33	50.12	0.95	36			
		-0.84	0.95	39	7.07	0.00	30	334.77 C	0.00	38
	MIN	-54.03	0.95	36	-59.25	0.95	33			
		-5.51	0.00	30	-1.76	0.95	35	310.67 T	0.95	35
570	MAX	5.02	0.00	23	0.00	0.00	23			
		4.56	0.00	40	3.70	0.95	41	263.26 C	0.00	38
	MIN	2.08	0.95	38	-3.87	0.95	23			
		-10.34	0.00	35	-8.40	0.95	35	226.23 T	0.95	35
571	MAX	18.72	0.00	40	16.08	0.95	35			
		-1.96	0.95	38	0.00	0.00	23	113.04 C	0.00	30
	MIN	-19.93	0.00	35	-14.94	0.95	40			
		-4.76	0.00	23	-3.67	0.95	23	113.15 T	0.95	35
572	MAX	19.94	0.00	40	18.97	0.95	35			
		-2.22	0.95	38	0.00	0.00	23	66.10 C	0.00	30
	MIN	-23.48	0.00	35	-15.60	0.95	40			
		-5.35	0.00	23	-4.14	0.95	23	66.39 T	0.95	35
573	MAX	4.75	0.00	23	0.00	0.00	23			
		11.46	0.00	32	7.06	0.73	32	53.91 C	0.00	34
	MIN	2.24	0.73	40	-2.97	0.73	23			
		-11.84	0.00	35	-7.34	0.73	35	61.25 T	0.73	39
574	MAX	1.88	0.00	30	6.10	0.00	30			
		158.02	0.00	41	147.92	1.03	41	522.73 C	1.03	30
	MIN	-1.97	1.03	35	-6.40	0.00	35			
		-140.25	1.03	36	-126.98	1.03	36	379.01 T	0.00	39
576	MAX	54.40	0.00	37	176.79	0.00	37			
		154.44	0.00	41	146.22	1.03	41	587.06 C	1.03	32
	MIN	-54.32	1.03	39	-176.52	0.00	39			
		-134.17	1.03	36	-126.54	1.03	36	419.76 T	0.00	41
577	MAX	16.30	0.00	34	52.98	0.00	34			
		176.71	0.00	33	176.77	1.03	33	316.46 C	1.03	30
	MIN	-13.92	1.03	39	-45.24	0.00	39			
		-143.95	1.03	36	-143.02	1.03	36	42.27 T	0.00	39



579	MAX	3.44	0.00	30	11.18	0.00	30			
		11.38	0.00	41	10.26	1.03	41	206.01 C	1.03	36
	MIN	-2.88	1.03	35	-9.34	0.00	35			
		-9.89	1.03	36	-9.00	1.03	36	62.86 T	0.00	41
580	MAX	1.86	0.00	23	1.25	2.50	23			
		19.68	0.00	36	16.69	0.00	39	3.27 C	0.00	30
	MIN	-2.86	2.50	23	-0.91	1.00	23			
		-19.08	0.00	39	-19.47	0.00	36	3.99 T	2.50	35
582	MAX	37.76	0.00	24	19.57	2.50	33			
		16.87	0.00	36	18.97	2.50	37	46.78 C	0.00	36
	MIN	-52.21	2.50	24	-19.76	1.00	24			
		-17.12	0.00	31	-16.52	2.50	39	49.47 T	2.50	41
583	MAX	3.01	0.00	34	9.50	0.00	38			
		79.25	0.00	41	75.56	1.03	41	387.04 C	1.03	34
	MIN	-2.11	1.03	41	-6.74	0.00	35			
		-73.25	1.03	36	-64.25	1.03	36	291.03 T	0.00	40
585	MAX	27.06	0.00	37	268.64	0.00	37			
		85.78	0.00	41	84.45	1.03	41	466.03 C	1.03	32
	MIN	-27.06	1.03	39	-268.64	0.00	39			
		-83.17	1.03	36	-74.84	1.03	36	281.67 T	0.00	41
586	MAX	7.17	0.00	41	61.53	0.00	38			
		56.50	0.00	37	50.57	1.03	33	231.96 C	1.03	30
	MIN	-17.71	1.03	36	-90.75	0.00	35			
		-50.56	1.03	40	-45.31	1.03	36	72.19 T	0.00	39
588	MAX	3.12	0.00	35	2.13	0.00	35			
		9.07	0.00	41	5.56	1.02	41	52.59 C	1.02	36
	MIN	-2.18	1.02	38	-1.51	0.00	38			
		-8.93	1.02	36	-5.38	1.02	36	22.68 T	0.00	41
589	MAX	2.02	0.00	32	1.78	2.50	37			
		12.00	0.00	36	13.36	0.00	39	136.03 C	0.00	32
	MIN	-2.82	2.50	23	-1.18	1.00	32			
		-11.17	0.00	39	-16.88	0.00	36	120.79 T	2.50	37
590	MAX	7.91	0.00	36	9.50	2.00	31			
		5.06	5.00	36	5.66	0.00	33	27.82 C	0.00	40
	MIN	-7.91	5.00	37	-9.50	3.00	37			
		-5.08	0.00	33	-2.03	3.00	33	57.77 T	5.00	35
591	MAX	9.66	0.00	25	4.06	2.50	33			
		8.76	0.00	37	7.38	0.00	31	75.65 C	0.00	36
	MIN	-13.79	2.50	25	-5.43	1.00	25			
		-8.71	0.00	31	-7.54	0.00	37	84.82 T	2.50	33
592	MAX	27.40	0.00	35	61.52	1.23	38			
		4.85	0.00	40	14.47	1.23	32	209.66 C	1.23	30
	MIN	-17.89	1.23	38	-90.74	1.23	35			
		-4.36	1.23	37	-9.62	1.23	37	80.73 T	0.00	39

595	MAX	4.08	0.00	40	14.54	3.50	37			
		2.21	0.00	38	9.50	3.50	38	274.97 C	3.50	37
	MIN	-5.89	3.50	37	-11.71	3.50	40			
		-1.51	3.50	37	-6.74	3.50	35	162.29 T	0.00	40
596	MAX	0.55	0.00	23	0.00	0.00	23			
		0.00	0.00	23	0.00	0.00	23	171.27 C	0.00	37
	MIN	-0.55	6.10	23	0.00	6.10	41			
		0.00	6.10	41	0.00	6.10	41	179.81 T	6.10	32
597	MAX	15.05	0.00	36	319.67	0.00	37			
		4.65	0.00	40	12.27	3.50	40	400.30 C	3.50	32
	MIN	-14.49	3.50	39	-319.34	0.00	39			
		-4.32	3.50	37	-11.48	3.50	37	229.91 T	0.00	37
598	MAX	28.06	0.00	35	39.43	2.27	38			
		8.02	0.00	32	10.59	2.27	40	206.16 C	2.27	30
	MIN	-17.27	2.27	38	-56.91	2.27	35			
		-5.23	2.27	35	-7.65	0.00	32	85.02 T	0.00	39
599	MAX	15.79	0.00	36	18.95	2.00	31			
		5.19	5.00	32	5.97	5.00	32	154.38 C	0.00	32
	MIN	-15.79	5.00	37	-18.95	2.00	37			
		-5.10	0.00	37	-2.04	2.00	32	140.43 T	5.00	37
600	MAX	15.79	0.00	36	18.95	2.00	31			
		5.60	5.00	32	7.03	5.00	32	14.80 C	0.00	41
	MIN	-15.79	5.00	37	-18.95	2.00	37			
		-5.53	0.00	37	-2.23	2.00	32	23.63 T	5.00	35
601	MAX	2.16	0.00	40	11.59	0.00	40			
		0.13	0.00	30	1.81	3.50	30	185.73 C	3.50	37
	MIN	-3.72	3.50	37	-14.19	0.00	37			
		-0.21	3.50	36	-1.80	3.50	35	95.83 T	0.00	39
602	MAX	0.55	0.00	23	0.00	0.00	23			
		0.00	0.00	23	0.00	0.00	23	156.27 C	0.00	37
	MIN	-0.55	6.10	23	0.00	6.10	41			
		0.00	6.10	41	0.00	6.10	41	165.33 T	6.10	32
603	MAX	17.10	0.00	31	319.68	3.50	37			
		1.77	0.00	32	3.96	0.00	37	281.10 C	3.50	32
	MIN	-16.99	3.50	37	-319.35	3.50	39			
		-1.69	3.50	37	-4.18	0.00	32	149.01 T	0.00	37
604	MAX	3.17	0.00	36	9.45	0.00	36			
		1.00	0.00	35	3.99	0.00	30	143.22 C	3.50	30
	MIN	-1.51	3.50	41	-8.77	3.50	35			
		-2.11	3.50	30	-3.57	3.50	33	47.50 T	0.00	39
605	MAX	18.53	0.00	36	22.23	2.00	31			
		5.47	5.00	32	5.92	5.00	32	137.77 C	0.00	32
	MIN	-18.53	5.00	37	-22.23	3.00	37			
		-5.40	0.00	37	-2.13	2.00	32	122.58 T	5.00	37

the scale towards document
Image Engineering Scan Reference Chart TE263 Serial No. 380
Patch Reference numbers on UTT

606	MAX	18.53	0.00	36	22.23	2.00	31			
		5.98	5.00	32	7.23	5.00	32	15.94 C	0.00	33
	MIN	-18.53	5.00	37	-22.23	3.00	37			
		-5.92	0.00	37	-2.38	3.00	37	16.70 T	5.00	35
607	MAX	2.16	0.00	41	13.43	4.91	32			
		0.88	0.00	30	3.72	0.00	39	99.87 C	4.91	34
	MIN	-3.83	4.91	36	-9.17	4.91	37			
		-1.04	4.91	35	-2.98	0.00	30	64.18 T	0.00	39
609	MAX	54.15	0.00	31	260.25	4.91	37			
		0.24	0.00	32	1.16	4.91	32	169.39 C	4.91	32
	MIN	-54.04	4.91	37	-259.58	4.91	39			
		-0.27	4.91	37	-1.05	4.91	37	81.66 T	0.00	41
610	MAX	1.41	0.00	33	2.47	4.91	36			
		0.26	0.00	38	2.79	0.00	35	90.57 C	4.91	30
	MIN	-0.41	4.91	36	-6.50	4.91	33			
		-1.15	4.91	35	-2.87	4.91	35	24.31 T	0.00	39
611	MAX	29.62	0.00	25	0.00	0.00	23			
		13.61	5.00	39	10.91	5.00	39	61.66 C	0.00	32
	MIN	-28.57	5.00	25	-34.29	2.00	25			
		-13.55	5.00	36	-11.16	5.00	36	50.09 T	5.00	37
612	MAX	36.21	0.00	25	0.00	0.00	23			
		9.77	0.00	36	7.66	0.00	39	23.69 C	0.00	33
	MIN	5.43	1.88	40	-47.88	1.88	25			
		-8.60	0.00	39	-7.95	0.00	36	15.61 T	1.88	36
613	MAX	3.33	0.00	25	-2.59	2.85	41			
		8.34	0.00	37	3.36	1.71	37	15.44 C	0.00	33
	MIN	-29.24	2.85	25	-47.77	0.57	25			
		-9.03	2.85	36	-5.07	2.85	36	14.17 T	2.85	36
614	MAX	-9.48	0.00	41	0.00	0.27	23			
		18.79	0.00	41	7.89	0.27	41	16.39 C	0.00	33
	MIN	-41.52	0.27	25	-10.79	0.00	25			
		-13.43	0.27	36	-8.50	0.27	36	14.41 T	0.27	36
615	MAX	4.14	0.00	37	3.05	0.00	37			
		3.07	0.00	39	3.01	0.00	34	6.71 C	0.00	23
	MIN	-2.45	1.23	40	-3.40	0.00	32			
		-2.44	1.23	34	-3.79	0.00	39	2.11 C	1.23	40
616	MAX	3.90	0.00	28	4.84	0.00	37			
		1.63	0.00	33	2.08	1.23	37	6.72 C	0.00	23
	MIN	-3.90	1.23	39	-4.84	0.00	39			
		-1.83	1.23	36	-2.26	1.23	32	2.20 C	1.23	40
617	MAX	0.40	0.00	41	2.78	1.23	32			
		1.64	0.00	39	1.56	0.00	38	6.72 C	0.00	23
	MIN	-1.85	1.23	36	-0.23	1.23	41			
		-2.66	1.23	30	-2.69	0.00	35	1.94 C	1.23	41

the scale towards document
Image Engineering Scan Reference Chart TE263 Serial No. 380
Patch Reference numbers on UTT

618	MAX	1.95	0.00	28	2.34	2.00	27			
		1.95	5.00	32	2.19	5.00	32	2.70 C	0.00	36
	MIN	-1.95	5.00	41	-2.34	2.00	41			
		-1.92	0.00	37	-0.76	3.00	37	1.71 T	5.00	39
619	MAX	1.95	0.00	28	2.34	2.00	27			
		2.19	5.00	32	2.78	5.00	32	2.08 C	0.00	37
	MIN	-1.95	5.00	41	-2.34	2.00	41			
		-2.16	0.00	37	-0.88	2.00	32	1.49 T	5.00	39
621	MAX	-1.62	0.00	38	0.00	3.24	23			
		11.80	0.00	35	7.71	1.94	34	12.56 C	0.00	30
	MIN	-11.82	3.24	24	-29.09	0.00	24			
		-11.37	0.00	41	-6.84	1.94	33	15.03 T	3.24	36
623	MAX	3.01	0.00	34	6.62	0.00	38			
		80.13	0.00	36	76.49	0.00	41	390.73 C	1.68	34
	MIN	-2.11	1.68	41	-6.72	0.00	35			
		-93.19	1.68	41	-79.70	1.68	41	289.66 T	0.00	40
624	MAX	3.01	0.00	34	2.07	0.79	41			
		78.08	0.00	41	68.56	0.00	36	392.39 C	0.79	34
	MIN	-2.11	0.79	41	-6.68	0.00	35			
		-72.98	0.79	36	-78.67	0.00	41	287.32 T	0.00	40
625	MAX	1.88	0.00	30	4.17	0.00	30			
		58.23	0.00	36	149.41	0.00	41	526.46 C	1.68	30
	MIN	-1.97	1.68	35	-4.37	0.00	35			
		-68.40	1.68	41	-128.16	0.00	36	377.38 T	0.00	39
626	MAX	1.88	0.00	30	1.01	0.00	30			
		58.55	0.00	36	36.86	0.00	41	528.07 C	0.54	30
	MIN	-1.97	0.54	35	-1.06	0.00	35			
		-68.26	0.54	41	-31.62	0.00	36	374.32 T	0.00	39
627	MAX	25.92	0.00	37	240.78	0.00	37			
		88.70	0.00	36	85.33	0.00	41	471.50 C	1.68	32
	MIN	-26.03	1.68	39	-240.79	0.00	39			
		-99.77	1.68	41	-81.90	1.68	41	279.85 T	0.00	41
628	MAX	25.92	0.00	37	197.35	0.00	37			
		85.77	0.00	41	71.96	0.00	36	474.03 C	0.79	32
	MIN	-26.03	0.79	39	-197.17	0.00	39			
		-75.95	0.79	36	-80.95	0.00	41	277.78 T	0.00	41
629	MAX	54.40	0.00	37	120.76	0.00	37			
		58.67	0.00	36	147.62	0.00	41	591.81 C	1.68	32
	MIN	-54.32	1.68	39	-120.58	0.00	39			
		-67.21	1.68	41	-127.86	0.00	36	419.11 T	0.00	41
630	MAX	54.40	0.00	37	29.38	0.00	37			
		58.35	0.00	36	36.37	0.00	41	594.12 C	0.54	32
	MIN	-54.32	0.54	39	-29.33	0.00	39			
		-67.36	0.54	41	-31.51	0.00	36	416.72 T	0.00	41

631	MAX	7.53	0.00	41	58.34	0.00	38			
		55.70	0.00	36	51.21	0.00	33	236.77 C	1.68	30
	MIN	-16.37	1.68	36	-76.87	0.00	35			
		-65.72	1.68	33	-59.19	1.68	33	69.70 T	0.00	39
632	MAX	7.53	0.00	41	53.97	0.00	30			
		67.34	0.00	33	47.52	0.00	36	238.75 C	0.79	30
	MIN	-16.37	0.79	36	-53.82	0.00	35			
		-53.53	0.79	36	-58.43	0.00	33	66.78 T	0.00	39
633	MAX	3.12	0.00	35	4.39	1.68	38			
		7.02	0.00	36	6.11	0.00	41	53.91 C	1.68	36
	MIN	-2.18	1.68	38	-6.33	1.68	31			
		-7.03	1.68	41	-6.01	0.00	36	22.72 T	0.00	41
634	MAX	3.12	0.00	35	6.11	0.79	38			
		4.66	0.00	41	5.01	0.00	36	55.06 C	0.79	36
	MIN	-2.18	0.79	38	-8.78	0.79	35			
		-4.85	0.79	36	-5.12	0.00	41	22.61 T	0.00	41
635	MAX	16.30	0.00	34	36.19	0.00	34			
		64.31	0.00	36	178.45	0.00	33	320.34 C	1.68	30
	MIN	-13.92	1.68	39	-30.90	0.00	39			
		-80.53	1.68	33	-144.05	0.00	36	40.59 T	0.00	39
636	MAX	16.30	0.00	34	8.80	0.00	34			
		69.48	0.00	36	45.97	0.00	33	321.97 C	0.54	30
	MIN	-13.92	0.54	39	-7.52	0.00	39			
		-85.13	0.54	33	-37.52	0.00	36	37.56 T	0.00	39
637	MAX	3.44	0.00	30	7.64	0.00	30			
		7.06	0.00	36	11.56	0.00	41	208.01 C	1.68	36
	MIN	-2.88	1.68	35	-6.38	0.00	35			
		-7.37	1.68	41	-10.43	0.00	36	63.51 T	0.00	41
638	MAX	3.44	0.00	30	1.86	0.00	30			
		1.90	0.00	36	1.35	0.00	33	209.58 C	0.54	36
	MIN	-2.88	0.54	35	-1.56	0.00	35			
		-2.49	0.54	33	-1.03	0.00	36	63.55 T	0.00	41
651	MAX	2.82	0.00	23	1.78	0.00	37			
		4.66	2.50	31	6.55	1.00	37	45.75 C	0.00	32
	MIN	-2.02	2.50	32	-1.18	1.50	32			
		-4.56	2.50	37	-6.34	1.00	39	53.62 T	2.50	35
658	MAX	2.86	0.00	23	1.25	0.00	23			
		12.50	2.50	31	12.53	0.50	37	32.52 C	0.00	41
	MIN	-1.86	2.50	23	-0.91	1.50	23			
		-12.69	2.50	37	-12.14	0.50	31	27.91 T	2.50	36
671	MAX	15.87	0.00	25	4.06	0.00	33			
		7.11	2.50	39	4.48	0.50	37	28.91 C	0.00	36
	MIN	-13.83	2.50	25	-7.43	1.50	25			
		-8.62	2.50	36	-7.36	2.50	36	28.32 T	2.50	41

678	MAX	52.21	0.00	24	19.57	0.00	33			
		14.49	2.50	39	18.97	0.00	37	14.57 C	0.00	32
	MIN	-37.76	2.50	24	-19.76	1.50	24			
		-15.48	2.50	37	-16.52	0.00	39	5.86 T	2.50	37
688	MAX	0.35	0.00	30	1.17	0.00	38			
		12.20	0.00	36	10.41	0.00	41	48.39 C	1.67	25
	MIN	-0.35	1.67	37	-0.86	0.00	37			
		-12.52	1.67	41	-10.49	1.67	41	11.40 C	0.00	38
689	MAX	0.35	0.00	30	0.60	0.00	38			
		12.60	0.00	41	10.16	0.00	36	49.17 C	0.80	25
	MIN	-0.35	0.80	37	-0.61	0.00	35			
		-17.05	0.80	36	-9.71	0.00	41	12.22 C	0.00	38
690	MAX	3.71	0.00	32	6.52	0.00	32			
		14.81	0.00	36	12.56	1.67	36	79.92 C	1.67	25
	MIN	-3.69	1.67	34	-6.05	0.00	34			
		-14.86	1.67	41	-12.90	1.67	41	2.14 C	0.00	41
691	MAX	3.70	0.00	32	3.16	0.80	38			
		24.80	0.00	41	11.92	0.00	36	81.02 C	0.80	25
	MIN	-3.68	0.80	34	-2.79	0.80	37			
		-22.24	0.80	36	-12.60	0.00	41	2.94 C	0.00	41
692	MAX	4.31	0.00	37	7.64	0.00	33			
		37.21	0.00	36	32.00	0.00	41	120.82 C	1.67	36
	MIN	-4.91	1.67	30	-6.76	0.00	34			
		-38.30	1.67	41	-31.97	1.67	41	81.49 T	0.00	41
693	MAX	4.32	0.00	37	5.43	0.80	30			
		37.46	0.00	41	28.06	0.00	36	194.49 C	0.80	36
	MIN	-4.91	0.80	30	-3.84	0.80	35			
		-37.74	0.80	36	-28.08	0.00	41	152.28 T	0.00	41
694	MAX	2.23	0.00	39	6.54	1.67	34			
		13.08	0.00	36	11.05	1.67	36	49.57 C	1.67	25
	MIN	-4.08	1.67	34	-4.02	1.67	39			
		-12.86	1.67	41	-10.85	1.67	41	12.72 C	0.00	39
695	MAX	2.23	0.00	39	9.78	0.80	34			
		14.19	0.00	41	10.17	0.00	36	50.36 C	0.80	25
	MIN	-4.08	0.80	34	-5.79	0.80	39			
		-14.09	0.80	36	-10.59	0.00	41	13.41 C	0.00	41
697	MAX	0.10	0.00	38	0.23	0.00	38			
		0.42	0.00	36	0.77	0.00	41	135.91 C	2.22	25
	MIN	-0.16	2.22	35	-0.36	0.00	35			
		-0.35	2.22	41	-0.93	0.00	36	48.42 C	0.00	40
698	MAX	0.97	0.00	38	2.15	0.00	38			
		0.27	0.00	36	1.05	0.00	41	375.96 C	1.67	33
	MIN	-0.86	1.67	37	-1.90	0.00	37			
		-0.52	1.67	41	-0.89	0.00	36	39.43 T	0.00	40

699	MAX	0.97	0.00	38	0.53	0.00	38			
		0.78	0.00	36	0.91	0.00	33	376.79 C	0.55	33
	MIN	-0.86	0.55	37	-0.47	0.00	37			
		-1.66	0.55	33	-0.43	0.00	36	38.70 T	0.00	40
700	MAX	1.67	0.00	30	3.70	0.00	30			
		2.23	0.00	36	4.38	0.00	41	501.57 C	1.67	36
	MIN	-1.18	1.67	35	-2.62	0.00	35			
		-2.48	1.67	41	-4.02	0.00	36	252.05 T	0.00	41
701	MAX	1.67	0.00	30	0.91	0.00	30			
		1.96	0.00	36	1.04	0.00	41	502.84 C	0.55	36
	MIN	-1.18	0.55	35	-0.64	0.00	35			
		-1.91	0.55	41	-1.07	0.00	36	250.58 T	0.00	41
702	MAX	2.88	0.00	38	6.37	0.00	38			
		1.38	0.00	36	1.85	0.00	41	137.21 C	1.67	25
	MIN	-3.85	1.67	35	-8.53	0.00	35			
		-1.01	1.67	41	-2.15	0.00	36	49.51 C	0.00	41
703	MAX	2.88	0.00	38	1.57	0.00	38			
		1.14	0.00	36	0.28	0.00	41	137.91 C	0.55	25
	MIN	-3.85	0.55	35	-2.10	0.00	35			
		-0.52	0.55	41	-0.62	0.00	36	50.20 C	0.00	41
715	MAX	24.70	0.00	33	37.19	0.00	33			
		8.01	2.03	36	7.15	2.03	36	44.18 C	0.00	30
	MIN	-20.84	2.03	36	-29.38	0.00	36			
		-8.01	2.03	30	-7.46	2.03	30	88.72 T	2.03	36
720	MAX	12.79	1.55	36	19.01	0.00	37			
		9.97	1.55	36	9.09	0.00	41	269.05 C	0.00	36
	MIN	-12.70	1.55	38	-18.88	0.00	38			
		-10.45	0.00	41	-8.11	0.00	36	295.15 T	1.55	41
721	MAX	15.79	0.48	36	6.79	0.00	36			
		5.28	0.48	33	5.24	0.00	36	269.05 C	0.00	36
	MIN	-15.68	0.48	38	-6.74	0.00	38			
		-1.16	0.00	40	-5.52	0.00	41	295.15 T	0.48	41
730	MAX	8.39	0.00	30	5.85	0.00	30			
		7.95	2.15	41	4.95	0.00	34	90.45 C	0.00	30
	MIN	-7.73	2.15	35	-5.58	0.86	35			
		-8.14	2.15	34	-6.76	2.15	36	64.62 T	2.15	37
731	MAX	1.09	0.00	35	1.22	0.00	39			
		0.21	0.00	41	0.38	0.00	30	57.17 C	0.00	31
	MIN	-1.37	2.15	30	-1.80	0.00	30			
		-0.38	2.15	34	-0.59	2.15	35	37.55 T	2.15	34
733	MAX	78.61	0.00	38	55.25	1.17	35			
		8.56	0.00	34	22.18	0.00	41	316.98 C	1.17	31
	MIN	-88.57	1.17	35	-48.08	0.00	35			
		-7.82	1.17	41	-16.37	0.00	36	114.57 T	0.00	38

734	MAX	61.43	0.00	35	54.88	0.00	35			
		8.47	0.00	34	13.03	0.00	33	399.35 C	1.17	35
	MIN	-53.21	1.17	38	-46.95	0.00	38			
		-7.69	1.17	41	-11.45	0.00	36	187.90 T	0.00	38

********** END OF FORCE ENVELOPE FROM INTERNAL STORAGE **********

```
749. PRINT MEMBER FORCES LIST 1 TO 10 12 TO 16 24 TO 34 37 TO 55 57 TO 69 -
750. 71 TO 73 76 TO 81 92 99 106 115 TO 120 122 TO 129 131 TO 135 139 145 146 -
751. 152 TO 160 162 TO 169 171 TO 174 190 192 194 TO 203 205 TO 207 209 -
752. 211 TO 213 216 223 TO 237 239 TO 245 247 TO 252 254 TO 260 262 TO 266 268 -
753. 269 TO 277 279 TO 288 290 TO 305 315 TO 343 345 TO 367 369 371 373 375 377 -
754. 378 TO 384 393 TO 407 411 TO 426 428 TO 431 437 TO 440 442 TO 481 483 485 -
755. 486 TO 523 529 TO 564 569 TO 574 576 577 579 580 582 583 585 586 588 TO 592 -
756. 595 TO 607 609 TO 619 621 623 TO 638 651 658 671 678 688 TO 695 697 TO 703 -
757. 715 720 721 730 731 733 734
```




MEMBER END FORCES STRUCTURE TYPE = SPACE

ALL UNITS ARE -- KN METE (LOCAL)

MEMBER	LOAD	JT	AXIAL	SHEAR-Y	SHEAR-Z	TORSION	MOM-Y	MOM-Z
1	23	5	72.89	-0.01	-2.12	0.00	1.59	-0.02
		394	-73.35	0.01	2.12	0.00	0.60	0.01
	24	5	121.13	-0.01	-2.01	0.00	1.45	-0.04
		394	-121.54	0.01	2.01	0.00	0.63	0.03
	25	5	134.15	-0.01	-2.02	0.00	1.45	-0.03
		394	-134.56	0.01	2.02	0.00	0.64	0.02
	26	5	109.09	0.09	-1.87	0.00	1.09	0.28
		394	-109.50	-0.09	1.87	0.00	0.85	-0.19
	27	5	110.03	-0.15	-1.83	0.00	1.14	-0.50
		394	-110.44	0.15	1.83	0.00	0.75	0.34
	28	5	109.03	-0.03	0.24	0.00	-1.25	-0.09
		394	-109.44	0.03	-0.24	0.00	1.00	0.06
	29	5	110.78	0.01	-4.30	0.00	4.35	0.04
		394	-111.19	-0.01	4.30	0.00	0.09	-0.03
	30	5	109.18	0.10	-1.86	0.00	1.15	0.31
		394	-109.59	-0.10	1.86	0.00	0.77	-0.21
	31	5	110.12	-0.14	-1.81	0.00	1.20	-0.47
		394	-110.53	0.14	1.81	0.00	0.67	0.32
	32	5	109.12	-0.02	0.25	0.00	-1.18	-0.06
		394	-109.53	0.02	-0.25	0.00	0.92	0.04
	33	5	110.87	0.02	-4.28	0.00	4.42	0.07
		394	-111.28	-0.02	4.28	0.00	0.01	-0.05
	34	5	109.00	0.08	-1.88	0.00	1.02	0.25
		394	-109.41	-0.08	1.88	0.00	0.93	-0.17
	35	5	109.95	-0.16	-1.84	0.00	1.07	-0.53
		394	-110.36	0.16	1.84	0.00	0.83	0.36
	36	5	108.94	-0.04	0.23	0.00	-1.31	-0.12
		394	-109.35	0.04	-0.23	0.00	1.08	0.08
	37	5	110.69	0.00	-4.31	0.00	4.29	0.01
		394	-111.10	0.00	4.31	0.00	0.17	-0.01
	38	5	47.91	0.10	-1.28	0.00	0.77	0.33
		394	-48.21	-0.10	1.28	0.00	0.56	-0.23
	39	5	48.85	-0.14	-1.24	0.00	0.82	-0.45
		394	-49.16	0.14	1.24	0.00	0.46	0.30
	40	5	47.85	-0.01	0.83	0.00	-1.56	-0.04
		394	-48.16	0.01	-0.83	0.00	0.71	0.03
	41	5	49.60	0.03	-3.71	0.00	4.04	0.09
		394	-49.90	-0.03	3.71	0.00	-0.20	-0.06
2	23	6	127.87	0.00	0.65	0.00	-0.60	-0.01
		396	-128.34	0.00	-0.65	0.00	-0.08	0.01
	24	6	226.62	-0.01	0.33	0.00	-0.40	-0.02
		396	-227.03	0.01	-0.33	0.00	0.06	0.01
	25	6	252.52	-0.01	0.33	0.00	-0.41	-0.02
		396	-252.93	0.01	-0.33	0.00	0.07	0.01

MEMBER END FORCES STRUCTURE TYPE = SPACE

ALL UNITS ARE -- KN METE (LOCAL)

MEMBER	LOAD	JT	AXIAL	SHEAR-Y	SHEAR-Z	TORSION	MOM-Y	MOM-Z
	26	6	164.73	0.95	0.47	0.00	-0.68	3.09
		396	-165.14	-0.95	-0.47	0.00	0.19	-2.10
	27	6	176.07	-0.55	0.51	0.00	-0.65	-1.80
		396	-176.48	0.55	-0.51	0.00	0.12	1.23
	28	6	66.97	-0.82	1.48	0.00	-1.94	-2.67
		396	-67.38	0.82	-1.48	0.00	0.41	1.82
	29	6	362.65	-0.84	-0.73	0.00	1.20	-2.73
		396	-363.06	0.84	0.73	0.00	-0.45	1.86
	30	6	176.08	0.97	0.45	0.00	-0.61	3.14
		396	-176.49	-0.97	-0.45	0.00	0.14	-2.14
	31	6	187.41	-0.54	0.49	0.00	-0.58	-1.75
		396	-187.82	0.54	-0.49	0.00	0.07	1.19
	32	6	78.32	-0.80	1.46	0.00	-1.87	-2.61
		396	-78.73	0.80	-1.46	0.00	0.36	1.78
	33	6	373.99	-0.82	-0.75	0.00	1.27	-2.67
		396	-374.40	0.82	0.75	0.00	-0.50	1.82
	34	6	153.39	0.93	0.49	0.00	-0.75	3.03
		396	-153.80	-0.93	-0.49	0.00	0.24	-2.06
	35	6	164.73	-0.57	0.53	0.00	-0.72	-1.86
		396	-165.14	0.57	-0.53	0.00	0.17	1.27
	36	6	55.63	-0.84	1.50	0.00	-2.01	-2.73
		396	-56.04	0.84	-1.50	0.00	0.45	1.86
	37	6	351.30	-0.86	-0.71	0.00	1.13	-2.79
		396	-351.71	0.86	0.71	0.00	-0.40	1.90
	38	6	57.30	0.97	0.50	0.00	-0.58	3.15
		396	-57.60	-0.97	-0.50	0.00	0.06	-2.15
	39	6	68.63	-0.53	0.54	0.00	-0.55	-1.74
		396	-68.94	0.53	-0.54	0.00	-0.01	1.18
	40	6	-40.46	-0.80	1.52	0.00	-1.85	-2.60
		396	40.16	0.80	-1.52	0.00	0.28	1.77
	41	6	255.21	-0.82	-0.69	0.00	1.30	-2.66
		396	-255.52	0.82	0.69	0.00	-0.58	1.82
3	23	2	3.20	0.55	0.00	0.00	0.00	0.00
		7	-2.48	0.55	0.00	0.00	0.00	0.00
	24	2	4.49	0.49	0.00	0.00	0.00	0.00
		7	-3.85	0.49	0.00	0.00	0.00	0.00
	25	2	4.47	0.49	0.00	0.00	0.00	0.00
		7	-3.83	0.49	0.00	0.00	0.00	0.00
	26	2	-60.77	0.49	0.00	0.00	0.00	0.00
		7	61.41	0.49	0.00	0.00	0.00	0.00
	27	2	-41.94	0.49	0.00	0.00	0.00	0.00
		7	42.57	0.49	0.00	0.00	0.00	0.00
	28	2	-248.78	0.49	0.00	0.00	0.00	0.00
		7	249.42	0.49	0.00	0.00	0.00	0.00
	29	2	292.53	0.49	0.00	0.00	0.00	0.00
		7	-291.90	0.49	0.00	0.00	0.00	0.00



MEMBER END FORCES STRUCTURE TYPE = SPACE

ALL UNITS ARE -- KN METE (LOCAL)

MEMBER	LOAD	JT	AXIAL	SHEAR-Y	SHEAR-Z	TORSION	MOM-Y	MOM-Z
	30	2	-41.73	0.49	0.00	0.00	0.00	0.00
		7	42.36	0.49	0.00	0.00	0.00	0.00
	31	2	-22.90	0.49	0.00	0.00	0.00	0.00
		7	23.53	0.49	0.00	0.00	0.00	0.00
	32	2	-229.74	0.49	0.00	0.00	0.00	0.00
		7	230.38	0.49	0.00	0.00	0.00	0.00
	33	2	311.57	0.49	0.00	0.00	0.00	0.00
		7	-310.94	0.49	0.00	0.00	0.00	0.00
	34	2	-79.81	0.49	0.00	0.00	0.00	0.00
		7	80.45	0.49	0.00	0.00	0.00	0.00
	35	2	-60.98	0.49	0.00	0.00	0.00	0.00
		7	61.62	0.49	0.00	0.00	0.00	0.00
	36	2	-267.83	0.49	0.00	0.00	0.00	0.00
		7	268.46	0.49	0.00	0.00	0.00	0.00
	37	2	273.49	0.49	0.00	0.00	0.00	0.00
		7	-272.85	0.49	0.00	0.00	0.00	0.00
	38	2	-43.76	0.37	0.00	0.00	0.00	0.00
		7	44.23	0.37	0.00	0.00	0.00	0.00
	39	2	-24.93	0.37	0.00	0.00	0.00	0.00
		7	25.40	0.37	0.00	0.00	0.00	0.00
	40	2	-231.77	0.37	0.00	0.00	0.00	0.00
		7	232.25	0.37	0.00	0.00	0.00	0.00
	41	2	309.55	0.37	0.00	0.00	0.00	0.00
		7	-309.07	0.37	0.00	0.00	0.00	0.00
4	23	7	127.07	0.00	1.29	0.00	-1.34	0.01
		398	-127.77	0.00	-1.29	0.00	0.01	-0.01
	24	7	223.99	0.01	1.65	0.00	-1.83	0.04
		398	-224.62	-0.01	-1.65	0.00	0.12	-0.03
	25	7	245.94	0.01	1.70	0.00	-1.90	0.03
		398	-246.56	-0.01	-1.70	0.00	0.14	-0.02
	26	7	276.52	1.59	2.31	0.00	-3.28	5.18
		398	-277.15	-1.59	-2.31	0.00	0.88	-3.54
	27	7	254.95	-1.10	1.99	0.00	-2.71	-3.59
		398	-255.58	1.10	-1.99	0.00	0.66	2.45
	28	7	477.20	-0.99	2.87	0.00	-6.40	-3.23
		398	-477.82	0.99	-2.87	0.00	3.43	2.20
	29	7	-114.35	-0.87	-0.23	0.00	3.94	-2.84
		398	113.73	0.87	0.23	0.00	-3.70	1.94
	30	7	254.72	1.67	2.08	0.00	-2.82	5.43
		398	-255.34	-1.67	-2.08	0.00	0.67	-3.71
	31	7	233.14	-1.03	1.75	0.00	-2.25	-3.34
		398	-233.77	1.03	-1.75	0.00	0.44	2.28
	32	7	455.39	-0.92	2.63	0.00	-5.94	-2.98
		398	-456.01	0.92	-2.63	0.00	3.22	2.03
	33	7	-136.16	-0.80	-0.47	0.00	4.40	-2.59
		398	135.53	0.80	0.47	0.00	-3.91	1.77

the scale towards document
Image Engineering Scan Reference Chart TE263 Serial No. 380

MEMBER END FORCES STRUCTURE TYPE = SPACE

ALL UNITS ARE -- KN METE (LOCAL)

MEMBER	LOAD	JT	AXIAL	SHEAR-Y	SHEAR-Z	TORSION	MOM-Y	MOM-Z
	34	7	298.33	1.52	2.55	0.00	-3.74	4.93
		398	-298.95	-1.52	-2.55	0.00	1.10	-3.36
	35	7	276.76	-1.18	2.23	0.00	-3.17	-3.84
		398	-277.38	1.18	-2.23	0.00	0.87	2.62
	36	7	499.00	-1.07	3.11	0.00	-6.86	-3.48
		398	-499.63	1.07	-3.11	0.00	3.65	2.37
	37	7	-92.54	-0.95	0.01	0.00	3.48	-3.09
		398	91.92	0.95	-0.01	0.00	-3.49	2.11
	38	7	137.64	1.66	1.38	0.00	-2.01	5.40
		398	-138.11	-1.66	-1.38	0.00	0.58	-3.68
	39	7	116.07	-1.04	1.05	0.00	-1.44	-3.37
		398	-116.54	1.04	-1.05	0.00	0.35	2.30
	40	7	338.32	-0.93	1.94	0.00	-5.14	-3.01
		398	-338.78	0.93	-1.94	0.00	3.13	2.05
	41	7	-253.23	-0.81	-1.16	0.00	5.21	-2.62
		398	252.76	0.81	1.16	0.00	-4.00	1.79
5	23	8	74.63	-0.61	0.39	0.00	-0.27	-1.97
		400	-75.09	0.61	-0.39	0.00	-0.14	1.34
	24	8	122.61	-0.59	0.43	0.00	-0.39	-1.92
		400	-123.02	0.59	-0.43	0.00	-0.06	1.31
	25	8	135.67	-0.59	0.42	0.00	-0.39	-1.92
		400	-136.08	0.59	-0.42	0.00	-0.05	1.31
	26	8	110.95	2.63	0.41	0.00	-0.70	8.56
		400	-111.36	-2.63	-0.41	0.00	0.27	-5.83
	27	8	112.43	-3.79	0.36	0.00	-0.55	-12.30
		400	-112.84	3.79	-0.36	0.00	0.18	8.38
	28	8	112.53	-1.04	-0.57	0.00	-0.90	-3.39
		400	-112.94	1.04	0.57	0.00	1.49	2.31
	29	8	110.64	-0.37	1.40	0.00	0.39	-1.21
		400	-111.05	0.37	-1.40	0.00	-1.83	0.82
	30	8	110.85	2.70	0.39	0.00	-0.58	8.77
		400	-111.26	-2.70	-0.39	0.00	0.18	-5.98
	31	8	112.33	-3.72	0.33	0.00	-0.43	-12.09
		400	-112.74	3.72	-0.33	0.00	0.09	8.24
	32	8	112.43	-0.98	-0.59	0.00	-0.79	-3.18
		400	-112.84	0.98	0.59	0.00	1.40	2.16
	33	8	110.54	-0.31	1.37	0.00	0.51	-0.99
		400	-110.95	0.31	-1.37	0.00	-1.92	0.68
	34	8	111.06	2.57	0.44	0.00	-0.81	8.34
		400	-111.47	-2.57	-0.44	0.00	0.36	-5.68
	35	8	112.54	-3.85	0.38	0.00	-0.66	-12.52
		400	-112.95	3.85	-0.38	0.00	0.27	8.53
	36	8	112.64	-1.11	-0.54	0.00	-1.02	-3.61
		400	-113.05	1.11	0.54	0.00	1.58	2.46
	37	8	110.75	-0.44	1.42	0.00	0.28	-1.43
		400	-111.16	0.44	-1.42	0.00	-1.75	0.97

MEMBER END FORCES STRUCTURE TYPE = SPACE

ALL UNITS ARE -- KN METE (LOCAL)

MEMBER	LOAD	JT	AXIAL	SHEAR-Y	SHEAR-Z	TORSION	MOM-Y	MOM-Z
	38	8	49.24	2.88	0.23	0.00	-0.40	9.35
		400	-49.55	-2.88	-0.23	0.00	0.16	-6.37
	39	8	50.72	-3.54	0.18	0.00	-0.25	-11.51
		400	-51.03	3.54	-0.18	0.00	0.07	7.84
	40	8	50.82	-0.80	-0.74	0.00	-0.61	-2.60
		400	-51.13	0.80	0.74	0.00	1.38	1.77
	41	8	48.93	-0.13	1.22	0.00	0.69	-0.42
		400	-49.24	0.13	-1.22	0.00	-1.94	0.28
6	23	5	-1.47	0.00	-4.85	0.00	3.56	0.00
		6	1.47	0.00	-5.03	0.00	-4.01	0.00
	24	5	-1.74	0.00	-4.37	0.00	3.34	0.00
		6	1.74	0.00	-4.41	0.00	-3.42	0.00
	25	5	-1.73	0.00	-4.39	0.00	3.37	0.00
		6	1.73	0.00	-4.39	0.00	-3.39	0.00
	26	5	-15.69	11.14	-4.21	0.00	3.00	0.00
		6	15.69	11.14	-4.57	0.00	-3.87	0.00
	27	5	-9.48	-5.63	-4.25	0.00	3.07	0.00
		6	9.48	-5.62	-4.53	0.00	-3.76	0.00
	28	5	-1.65	-11.25	-3.83	0.00	2.18	0.00
		6	1.65	-11.25	-4.95	0.00	-5.00	0.00
	29	5	5.63	-11.25	-4.96	0.00	4.56	0.00
		6	-5.63	-11.25	-3.82	0.00	-1.69	0.00
	30	5	-10.40	15.68	-4.26	0.00	3.10	0.00
		6	10.40	15.68	-4.52	0.00	-3.74	0.00
	31	5	-4.19	-1.09	-4.30	0.00	3.17	0.00
		6	4.19	-1.09	-4.48	0.00	-3.63	0.00
	32	5	3.64	-6.71	-3.87	0.00	2.29	0.00
		6	-3.64	-6.71	-4.91	0.00	-4.87	0.00
	33	5	10.92	-6.71	-5.01	0.00	4.66	0.00
		6	-10.92	-6.71	-3.77	0.00	-1.56	0.00
	34	5	-20.98	6.60	-4.17	0.00	2.89	0.00
		6	20.98	6.60	-4.61	0.00	-4.00	0.00
	35	5	-14.76	-10.16	-4.20	0.00	2.96	0.00
		6	14.76	-10.16	-4.58	0.00	-3.89	0.00
	36	5	-6.93	-15.79	-3.78	0.00	2.08	0.00
		6	6.93	-15.79	-5.00	0.00	-5.13	0.00
	37	5	0.34	-15.79	-4.92	0.00	4.45	0.00
		6	-0.34	-15.79	-3.86	0.00	-1.82	0.00
	38	5	-9.73	15.68	-3.13	0.00	2.17	0.00
		6	9.73	15.68	-3.45	0.00	-2.96	0.00
	39	5	-3.52	-1.09	-3.17	0.00	2.24	0.00
		6	3.52	-1.09	-3.41	0.00	-2.85	0.00
	40	5	4.31	-6.71	-2.75	0.00	1.36	0.00
		6	-4.31	-6.71	-3.84	0.00	-4.09	0.00
	41	5	11.59	-6.71	-3.88	0.00	3.73	0.00
		6	-11.59	-6.71	-2.70	0.00	-0.78	0.00



MEMBER END FORCES STRUCTURE TYPE = SPACE

ALL UNITS ARE -- KN METE (LOCAL)

MEMBER	LOAD	JT	AXIAL	SHEAR-Y	SHEAR-Z	TORSION	MOM-Y	MOM-Z
7	23	6	-8.22	0.00	-3.89	0.00	2.93	0.00
		407	8.22	0.00	-1.98	0.00	-0.09	0.00
	24	6	-12.31	0.00	-3.75	0.00	2.96	0.00
		407	12.31	0.00	-1.48	0.00	0.42	0.00
	25	6	-11.73	0.00	-3.74	0.00	2.94	0.00
		407	11.73	0.00	-1.49	0.00	0.41	0.00
	26	6	6.25	11.13	-4.93	0.00	4.51	0.00
		407	-6.25	2.12	-0.29	0.00	2.39	13.41
	27	6	3.25	-5.62	-4.52	0.00	3.97	0.00
		407	-3.25	-1.07	-0.70	0.00	1.71	-6.77
	28	6	96.81	-11.25	-7.98	0.00	8.44	0.00
		407	-96.81	-2.14	2.75	0.00	7.52	-13.54
	29	6	-129.56	-11.25	1.35	0.00	-3.65	0.00
		407	129.56	-2.14	-6.57	0.00	-8.13	-13.54
	30	6	2.42	15.67	-4.59	0.00	4.06	0.00
		407	-2.42	2.98	-0.64	0.00	1.81	18.87
	31	6	-0.58	-1.09	-4.17	0.00	3.52	0.00
		407	0.58	-0.21	-1.05	0.00	1.13	-1.31
	32	6	92.98	-6.71	-7.63	0.00	7.98	0.00
		407	-92.98	-1.28	2.41	0.00	6.94	-8.08
	33	6	-133.39	-6.71	1.70	0.00	-4.10	0.00
		407	133.39	-1.28	-6.92	0.00	-8.71	-8.08
	34	6	10.08	6.60	-5.28	0.00	4.96	0.00
		407	-10.08	1.26	0.06	0.00	2.98	7.94
	35	6	7.08	-10.16	-4.87	0.00	4.42	0.00
		407	-7.08	-1.93	-0.36	0.00	2.30	-12.23
	36	6	100.65	-15.78	-8.32	0.00	8.89	0.00
		407	-100.65	-3.01	3.10	0.00	8.11	-19.00
	37	6	-125.72	-15.78	1.00	0.00	-3.20	0.00
		407	125.72	-3.01	-6.23	0.00	-7.55	-19.00
	38	6	8.25	15.67	-3.49	0.00	3.13	0.00
		407	-8.25	2.98	-0.42	0.00	1.43	18.87
	39	6	5.24	-1.09	-3.08	0.00	2.58	0.00
		407	-5.24	-0.21	-0.84	0.00	0.75	-1.31
	40	6	98.81	-6.71	-6.54	0.00	7.05	0.00
		407	-98.81	-1.28	2.62	0.00	6.56	-8.08
	41	6	-127.56	-6.71	2.79	0.00	-5.04	0.00
		407	127.56	-1.28	-6.71	0.00	-9.09	-8.08
8	23	7	1.28	48.48	0.00	0.00	0.00	0.00
		8	-1.28	48.48	0.00	0.00	0.00	0.00
	24	7	1.92	89.97	0.00	0.00	0.00	0.00
		8	-1.92	89.97	0.00	0.00	0.00	0.00
	25	7	1.87	80.59	0.00	0.00	0.00	0.00
		8	-1.87	80.59	0.00	0.00	0.00	0.00
	26	7	-5.77	80.59	11.14	0.00	0.00	0.00
		8	5.77	80.59	11.14	0.00	0.00	0.00

the scale towards document
Image Engineering Scan Reference Chart TE263 Serial No. 380

MEMBER END FORCES STRUCTURE TYPE = SPACE

ALL UNITS ARE -- KN METE (LOCAL)

MEMBER	LOAD	JT	AXIAL	SHEAR-Y	SHEAR-Z	TORSION	MOM-Y	MOM-Z
	27	7	-1.46	80.59	-5.63	0.00	0.00	0.00
		8	1.46	80.59	-5.62	0.00	0.00	0.00
	28	7	6.80	80.59	-11.25	0.00	0.00	0.00
		8	-6.80	80.59	-11.25	0.00	0.00	0.00
	29	7	0.30	80.59	-11.25	0.00	0.00	0.00
		8	-0.30	80.59	-11.25	0.00	0.00	0.00
	30	7	-2.35	80.59	15.68	0.00	0.00	0.00
		8	2.35	80.59	15.68	0.00	0.00	0.00
	31	7	1.96	80.59	-1.09	0.00	0.00	0.00
		8	-1.96	80.59	-1.09	0.00	0.00	0.00
	32	7	10.22	80.59	-6.71	0.00	0.00	0.00
		8	-10.22	80.59	-6.71	0.00	0.00	0.00
	33	7	3.72	80.59	-6.71	0.00	0.00	0.00
		8	-3.72	80.59	-6.71	0.00	0.00	0.00
	34	7	-9.19	80.59	6.60	0.00	0.00	0.00
		8	9.19	80.59	6.60	0.00	0.00	0.00
	35	7	-4.88	80.59	-10.16	0.00	0.00	0.00
		8	4.88	80.59	-10.16	0.00	0.00	0.00
	36	7	3.38	80.59	-15.79	0.00	0.00	0.00
		8	-3.38	80.59	-15.79	0.00	0.00	0.00
	37	7	-3.12	80.59	-15.79	0.00	0.00	0.00
		8	3.12	80.59	-15.79	0.00	0.00	0.00
	38	7	-3.26	32.32	15.68	0.00	0.00	0.00
		8	3.26	32.32	15.68	0.00	0.00	0.00
	39	7	1.05	32.32	-1.09	0.00	0.00	0.00
		8	-1.05	32.32	-1.09	0.00	0.00	0.00
	40	7	9.31	32.32	-6.71	0.00	0.00	0.00
		8	-9.31	32.32	-6.71	0.00	0.00	0.00
	41	7	2.81	32.32	-6.71	0.00	0.00	0.00
		8	-2.81	32.32	-6.71	0.00	0.00	0.00
9	23	9	16.94	0.02	-0.55	0.00	-0.15	0.04
		386	-17.41	-0.02	0.55	0.00	0.72	-0.03
	24	9	24.46	0.02	-0.83	0.00	-0.11	0.02
		386	-24.87	-0.02	0.83	0.00	0.97	0.00
	25	9	46.84	0.01	-0.73	0.00	-0.14	0.01
		386	-47.25	-0.01	0.73	0.00	0.89	0.00
	26	9	22.05	0.33	-3.34	0.00	0.36	1.43
		386	-22.46	-0.33	3.34	0.00	3.10	-1.09
	27	9	22.93	-0.08	-2.99	0.00	0.48	-0.79
		386	-23.34	0.08	2.99	0.00	2.61	0.70
	28	9	22.61	0.08	-9.59	0.00	0.58	0.20
		386	-23.02	-0.08	9.59	0.00	9.34	-0.12
	29	9	22.51	-0.34	8.75	0.00	-0.67	-1.13
		386	-22.92	0.34	-8.75	0.00	-8.39	0.78
	30	9	22.07	0.35	-2.44	0.00	0.21	1.53
		386	-22.48	-0.35	2.44	0.00	2.31	-1.17

the scale towards document
Image Engineering Scan Reference Chart TE263 Serial No. 380

MEMBER END FORCES STRUCTURE TYPE = SPACE

ALL UNITS ARE -- KN METE (LOCAL)

MEMBER	LOAD	JT	AXIAL	SHEAR-Y	SHEAR-Z	TORSION	MOM-Y	MOM-Z
	31	9	22.94	-0.07	-2.08	0.00	0.33	-0.70
		386	-23.35	0.07	2.08	0.00	1.83	0.63
	32	9	22.62	0.10	-8.69	0.00	0.43	0.30
		386	-23.03	-0.10	8.69	0.00	8.56	-0.19
	33	9	22.53	-0.32	9.66	0.00	-0.83	-1.04
		386	-22.94	0.32	-9.66	0.00	-9.17	0.71
	34	9	22.03	0.31	-4.24	0.00	0.52	1.34
		386	-22.45	-0.31	4.24	0.00	3.88	-1.02
	35	9	22.91	-0.10	-3.89	0.00	0.64	-0.88
		386	-23.32	0.10	3.89	0.00	3.39	0.78
	36	9	22.59	0.07	-10.49	0.00	0.74	0.11
		386	-23.00	-0.07	10.49	0.00	10.12	-0.04
	37	9	22.50	-0.35	7.85	0.00	-0.52	-1.22
		386	-22.91	0.35	-7.85	0.00	-7.60	0.86
	38	9	10.78	0.34	-2.04	0.00	0.23	1.53
		386	-11.09	-0.34	2.04	0.00	1.89	-1.17
	39	9	11.65	-0.07	-1.69	0.00	0.35	-0.70
		386	-11.96	0.07	1.69	0.00	1.40	0.62
	40	9	11.34	0.10	-8.29	0.00	0.45	0.30
		386	-11.64	-0.10	8.29	0.00	8.14	-0.20
	41	9	11.24	-0.32	10.05	0.00	-0.81	-1.04
		386	-11.55	0.32	-10.05	0.00	-9.59	0.70
10	23	10	20.59	0.00	-0.56	0.00	0.12	0.01
		388	-21.05	0.00	0.56	0.00	0.45	0.00
	24	10	32.73	0.01	-0.94	0.00	0.17	0.01
		388	-33.14	-0.01	0.94	0.00	0.80	0.00
	25	10	78.05	0.01	-0.83	0.00	0.15	0.01
		388	-78.46	-0.01	0.83	0.00	0.71	0.00
	26	10	32.66	-3.68	-3.93	0.00	0.78	-9.78
		388	-33.07	3.68	3.93	0.00	3.29	5.98
	27	10	31.79	2.01	-3.53	0.00	0.92	5.23
		388	-32.20	-2.01	3.53	0.00	2.73	-3.15
	28	10	39.61	3.70	-11.70	0.00	1.50	10.27
		388	-40.02	-3.70	11.70	0.00	10.60	-6.44
	29	10	18.48	3.53	10.84	0.00	-1.06	9.62
		388	-18.89	-3.53	-10.84	0.00	-10.15	-5.97
	30	10	31.85	-3.67	-2.89	0.00	0.61	-9.70
		388	-32.26	3.67	2.89	0.00	2.39	5.90
	31	10	30.98	2.02	-2.49	0.00	0.75	5.31
		388	-31.39	-2.02	2.49	0.00	1.83	-3.23
	32	10	38.80	3.71	-10.66	0.00	1.33	10.36
		388	-39.21	-3.71	10.66	0.00	9.70	-6.52
	33	10	17.67	3.54	11.88	0.00	-1.24	9.70
		388	-18.08	-3.54	-11.88	0.00	-11.05	-6.04
	34	10	33.48	-3.69	-4.97	0.00	0.96	-9.87
		388	-33.89	3.69	4.97	0.00	4.19	6.05

MEMBER END FORCES STRUCTURE TYPE = SPACE

ALL UNITS ARE -- KN METE (LOCAL)

MEMBER	LOAD	JT	AXIAL	SHEAR-Y	SHEAR-Z	TORSION	MOM-Y	MOM-Z
	35	10	32.61	2.00	-4.57	0.00	1.10	5.14
		388	-33.02	-2.00	4.57	0.00	3.63	-3.07
	36	10	40.43	3.69	-12.74	0.00	1.68	10.18
		388	-40.84	-3.69	12.74	0.00	11.50	-6.36
	37	10	19.29	3.52	9.80	0.00	-0.89	9.53
		388	-19.71	-3.52	-9.80	0.00	-9.25	-5.89
	38	10	15.73	-3.68	-2.42	0.00	0.53	-9.70
		388	-16.04	3.68	2.42	0.00	1.97	5.90
	39	10	14.86	2.01	-2.02	0.00	0.67	5.31
		388	-15.17	-2.01	2.02	0.00	1.41	-3.22
	40	10	22.68	3.70	-10.18	0.00	1.25	10.35
		388	-22.99	-3.70	10.18	0.00	9.28	-6.52
	41	10	1.55	3.53	12.36	0.00	-1.31	9.70
		388	-1.85	-3.53	-12.36	0.00	-11.47	-6.04
12	23	11	23.09	-0.01	-1.78	0.00	0.11	-0.01
		390	-23.79	0.01	1.78	0.00	1.73	0.00
	24	11	35.59	-0.02	-2.67	0.00	0.22	-0.02
		390	-36.21	0.02	2.67	0.00	2.55	0.00
	25	11	76.61	-0.01	-2.50	0.00	0.21	-0.02
		390	-77.23	0.01	2.50	0.00	2.38	0.00
	26	11	54.31	-4.83	-10.39	0.00	1.62	-11.71
		390	-54.93	4.83	10.39	0.00	9.13	6.72
	27	11	48.33	2.31	-7.84	0.00	1.12	4.52
		390	-48.95	-2.31	7.84	0.00	7.00	-2.12
	28	11	107.00	3.86	-26.86	0.00	1.75	10.30
		390	-107.62	-3.86	26.86	0.00	26.05	-6.30
	29	11	-53.47	4.23	26.88	0.00	-2.59	11.97
		390	52.85	-4.23	-26.88	0.00	-25.23	-7.59
	30	11	48.09	-4.91	-8.53	0.00	1.63	-11.75
		390	-48.71	4.91	8.53	0.00	7.19	6.67
	31	11	42.10	2.23	-5.97	0.00	1.13	4.48
		390	-42.73	-2.23	5.97	0.00	5.06	-2.17
	32	11	100.77	3.78	-24.99	0.00	1.76	10.26
		390	-101.40	-3.78	24.99	0.00	24.10	-6.35
	33	11	-59.69	4.15	28.74	0.00	-2.58	11.93
		390	59.07	-4.15	-28.74	0.00	-27.17	-7.64
	34	11	60.53	-4.74	-12.26	0.00	1.61	-11.68
		390	-61.16	4.74	12.26	0.00	11.07	6.77
	35	11	54.55	2.40	-9.70	0.00	1.11	4.56
		390	-55.17	-2.40	9.70	0.00	8.94	-2.08
	36	11	113.22	3.94	-28.72	0.00	1.74	10.34
		390	-113.84	-3.94	28.72	0.00	27.99	-6.26
	37	11	-47.25	4.31	25.01	0.00	-2.60	12.01
		390	46.62	-4.31	-25.01	0.00	-23.29	-7.54
	38	11	30.90	-4.90	-7.26	0.00	1.52	-11.75
		390	-31.37	4.90	7.26	0.00	6.00	6.68

MEMBER END FORCES STRUCTURE TYPE = SPACE

ALL UNITS ARE -- KN METE (LOCAL)

MEMBER	LOAD	JT	AXIAL	SHEAR-Y	SHEAR-Z	TORSION	MOM-Y	MOM-Z
	39	11	24.92	2.24	-4.71	0.00	1.01	4.49
		390	-25.38	-2.24	4.71	0.00	3.87	-2.16
	40	11	83.59	3.79	-23.73	0.00	1.64	10.27
		390	-84.05	-3.79	23.73	0.00	22.91	-6.34
	41	11	-76.88	4.16	30.01	0.00	-2.69	11.94
		390	76.41	-4.16	-30.01	0.00	-28.36	-7.63
13	23	12	18.27	-0.72	-0.69	0.00	0.30	-0.54
		392	-18.73	0.72	0.69	0.00	0.42	-0.20
	24	12	25.61	-0.60	-1.05	0.00	0.33	-0.44
		392	-26.02	0.60	1.05	0.00	0.75	-0.18
	25	12	48.03	-0.61	-0.94	0.00	0.31	-0.45
		392	-48.44	0.61	0.94	0.00	0.66	-0.18
	26	12	24.08	-3.94	-3.87	0.00	0.93	-4.17
		392	-24.49	3.94	3.87	0.00	3.07	0.09
	27	12	23.54	1.97	-3.29	0.00	0.95	1.61
		392	-23.95	-1.97	3.29	0.00	2.46	0.43
	28	12	23.90	-0.87	-9.36	0.00	0.50	-1.01
		392	-24.31	0.87	9.36	0.00	9.18	0.11
	29	12	23.84	0.01	9.53	0.00	-0.58	1.22
		392	-24.25	-0.01	-9.53	0.00	-9.28	-1.22
	30	12	24.14	-3.80	-3.30	0.00	1.03	-3.84
		392	-24.55	3.80	3.30	0.00	2.38	-0.09
	31	12	23.60	2.10	-2.73	0.00	1.04	1.93
		392	-24.01	-2.10	2.73	0.00	1.78	0.25
	32	12	23.96	-0.73	-8.79	0.00	0.60	-0.69
		392	-24.37	0.73	8.79	0.00	8.50	-0.07
	33	12	23.89	0.14	10.10	0.00	-0.48	1.54
		392	-24.31	-0.14	-10.10	0.00	-9.96	-1.39
	34	12	24.03	-4.08	-4.44	0.00	0.84	-4.49
		392	-24.44	4.08	4.44	0.00	3.75	0.27
	35	12	23.49	1.83	-3.86	0.00	0.85	1.29
		392	-23.90	-1.83	3.86	0.00	3.15	0.61
	36	12	23.84	-1.01	-9.93	0.00	0.41	-1.33
		392	-24.25	1.01	9.93	0.00	9.87	0.29
	37	12	23.78	-0.13	8.96	0.00	-0.68	0.90
		392	-24.19	0.13	-8.96	0.00	-8.59	-1.04
	38	12	12.58	-3.67	-2.80	0.00	0.91	-3.76
		392	-12.89	3.67	2.80	0.00	1.99	-0.05
	39	12	12.04	2.23	-2.23	0.00	0.92	2.02
		392	-12.35	-2.23	2.23	0.00	1.38	0.29
	40	12	12.40	-0.61	-8.29	0.00	0.48	-0.60
		392	-12.71	0.61	8.29	0.00	8.10	-0.02
	41	12	12.34	0.27	10.59	0.00	-0.60	1.63
		392	-12.65	-0.27	-10.59	0.00	-10.36	-1.35
14	23	9	-0.41	9.16	0.00	0.00	0.00	0.00
		10	0.41	9.16	0.00	0.00	0.00	0.00

MEMBER END FORCES STRUCTURE TYPE = SPACE

ALL UNITS ARE -- KN METE (LOCAL)

MEMBER	LOAD	JT	AXIAL	SHEAR-Y	SHEAR-Z	TORSION	MOM-Y	MOM-Z
	24	9	-0.10	17.51	0.00	0.00	0.00	0.00
		10	0.10	17.51	0.00	0.00	0.00	0.00
	25	9	-0.24	15.64	0.00	0.00	0.00	0.00
		10	0.24	15.64	0.00	0.00	0.00	0.00
	26	9	-2.56	15.64	4.46	0.01	-0.01	0.00
		10	2.56	15.64	6.79	-0.01	5.84	0.00
	27	9	0.04	15.64	-2.20	-0.01	0.00	0.00
		10	-0.04	15.64	-3.42	0.01	-3.06	0.00
	28	9	18.33	15.64	-4.39	-0.01	0.00	0.00
		10	-18.33	15.64	-6.86	0.01	-6.17	0.00
	29	9	-16.40	15.64	-4.49	-0.01	0.01	0.00
		10	16.40	15.64	-6.76	0.01	-5.68	0.00
	30	9	-1.30	15.64	6.25	0.01	-0.02	0.00
		10	1.30	15.64	9.58	-0.01	8.34	0.00
	31	9	1.30	15.64	-0.41	-0.01	-0.01	0.00
		10	-1.30	15.64	-0.64	0.01	-0.56	0.00
	32	9	19.59	15.64	-2.60	-0.01	-0.01	0.00
		10	-19.59	15.64	-4.07	0.01	-3.67	0.00
	33	9	-15.14	15.64	-2.70	-0.01	0.00	0.00
		10	15.14	15.64	-3.97	0.01	-3.17	0.00
	34	9	-3.82	15.64	2.67	0.01	0.00	0.00
		10	3.82	15.64	4.00	-0.01	3.33	0.00
	35	9	-1.21	15.64	-3.99	-0.01	0.01	0.00
		10	1.21	15.64	-6.21	0.01	-5.57	0.00
	36	9	17.07	15.64	-6.18	-0.01	0.02	0.00
		10	-17.07	15.64	-9.65	0.01	-8.68	0.00
	37	9	-17.66	15.64	-6.28	-0.01	0.02	0.00
		10	17.66	15.64	-9.55	0.01	-8.19	0.00
	38	9	-1.42	6.10	6.25	0.01	-0.02	0.00
		10	1.42	6.10	9.58	-0.01	8.34	0.00
	39	9	1.18	6.10	-0.41	-0.01	-0.01	0.00
		10	-1.18	6.10	-0.64	0.01	-0.56	0.00
	40	9	19.47	6.10	-2.60	-0.01	-0.01	0.00
		10	-19.47	6.10	-4.07	0.01	-3.67	0.00
	41	9	-15.26	6.10	-2.70	-0.01	0.00	0.00
		10	15.26	6.10	-3.97	0.01	-3.17	0.00
15	23	10	-0.78	5.31	0.00	0.00	0.01	0.00
		402	0.78	5.59	0.00	0.00	0.00	-0.41
	24	10	-0.42	9.84	-0.01	0.00	0.01	0.00
		402	0.42	11.00	0.01	0.00	0.01	-1.73
	25	10	-0.69	8.57	-0.01	0.00	0.01	0.00
		402	0.69	10.05	0.01	0.00	0.01	-2.20
	26	10	53.20	11.59	5.51	-0.01	-4.93	0.00
		402	-53.20	7.02	1.19	0.01	-1.50	6.79
	27	10	6.20	10.68	-2.70	0.00	2.31	0.00
		402	-6.20	7.93	-0.64	0.00	0.75	4.09

MEMBER END FORCES STRUCTURE TYPE = SPACE

ALL UNITS ARE -- KN METE (LOCAL)

MEMBER	LOAD	JT	AXIAL	SHEAR-Y	SHEAR-Z	TORSION	MOM-Y	MOM-Z
	28	10	51.30	18.40	-5.51	0.01	4.65	0.00
		402	-51.30	0.21	-1.18	-0.01	1.79	27.06
	29	10	-143.89	-2.42	-5.64	0.01	5.27	0.00
		402	143.89	21.03	-1.05	-0.01	1.56	-34.87
	30	10	61.89	10.81	7.81	-0.01	-6.96	0.00
		402	-61.89	7.80	1.61	0.01	-2.27	4.47
	31	10	14.89	9.90	-0.40	0.00	0.28	0.00
		402	-14.89	8.71	-0.23	0.00	-0.02	1.77
	32	10	59.98	17.62	-3.21	0.01	2.62	0.00
		402	-59.98	0.99	-0.76	-0.01	1.02	24.74
	33	10	-135.20	-3.20	-3.34	0.01	3.24	0.00
		402	135.20	21.81	-0.63	-0.01	0.78	-37.19
	34	10	44.52	12.37	3.20	-0.01	-2.89	0.00
		402	-44.52	6.24	0.77	0.01	-0.73	9.11
	35	10	-2.48	11.46	-5.01	0.00	4.34	0.00
		402	2.48	7.15	-1.06	0.00	1.52	6.42
	36	10	42.61	19.18	-7.82	0.01	6.68	0.00
		402	-42.61	-0.57	-1.60	-0.01	2.57	29.38
	37	10	-152.58	-1.64	-7.95	0.01	7.30	0.00
		402	152.58	20.25	-1.47	-0.01	2.33	-32.55
	38	10	61.85	5.53	7.81	-0.01	-6.96	0.00
		402	-61.85	1.73	1.60	0.01	-2.28	5.65
	39	10	14.85	4.63	-0.40	0.00	0.27	0.00
		402	-14.85	2.64	-0.23	0.00	-0.03	2.96
	40	10	59.94	12.35	-3.21	0.01	2.62	0.00
		402	-59.94	-5.08	-0.76	-0.01	1.02	25.92
	41	10	-135.25	-8.47	-3.34	0.01	3.24	0.00
		402	135.25	15.74	-0.64	-0.01	0.78	-36.01
16	23	11	-1.62	4.94	0.00	0.00	0.00	0.00
		12	1.62	4.94	0.00	0.00	0.00	0.00
	24	11	-1.66	4.39	0.00	0.00	0.00	0.00
		12	1.66	4.39	0.00	0.00	0.00	0.00
	25	11	-1.68	24.49	0.00	0.00	0.00	0.00
		12	1.68	28.65	0.00	0.00	0.00	0.00
	26	11	-32.92	4.39	6.42	-0.01	-5.55	0.00
		12	32.92	4.39	4.83	0.01	1.59	0.00
	27	11	-3.66	4.39	-3.35	0.01	3.06	0.00
		12	3.66	4.39	-2.27	-0.01	-0.36	0.00
	28	11	-69.60	4.39	-5.60	0.00	4.44	0.00
		12	69.60	4.39	-5.65	0.00	-4.54	0.00
	29	11	76.50	4.39	-6.55	0.00	5.82	0.00
		12	-76.50	4.39	-4.70	0.00	-1.21	0.00
	30	11	-26.08	4.39	8.69	-0.01	-7.43	0.00
		12	26.08	4.39	7.13	0.01	3.53	0.00
	31	11	3.19	4.39	-1.08	0.01	1.18	0.00
		12	-3.19	4.39	0.03	-0.01	1.58	0.00

the scale towards document
Image Engineering Scan Reference Chart TE263 Serial No. 380

MEMBER END FORCES STRUCTURE TYPE = SPACE

ALL UNITS ARE -- KN METE (LOCAL)

MEMBER	LOAD	JT	AXIAL	SHEAR-Y	SHEAR-Z	TORSION	MOM-Y	MOM-Z
	32	11	-62.75	4.39	-3.33	0.00	2.56	0.00
		12	62.75	4.39	-3.35	0.00	-2.60	0.00
	33	11	83.35	4.39	-4.27	0.00	3.94	0.00
		12	-83.35	4.39	-2.40	0.00	0.73	0.00
	34	11	-39.77	4.39	4.14	-0.01	-3.67	0.00
		12	39.77	4.39	2.53	0.01	-0.36	0.00
	35	11	-10.51	4.39	-5.63	0.01	4.94	0.00
		12	10.51	4.39	-4.57	-0.01	-2.30	0.00
	36	11	-76.44	4.39	-7.88	0.00	6.32	0.00
		12	76.44	4.39	-7.94	0.00	-6.48	0.00
	37	11	69.65	4.39	-8.82	0.00	7.70	0.00
		12	-69.65	4.39	-7.00	0.00	-3.15	0.00
	38	11	-25.55	3.29	8.69	-0.01	-7.43	0.00
		12	25.55	3.29	7.13	0.01	3.53	0.00
	39	11	3.72	3.29	-1.08	0.01	1.17	0.00
		12	-3.72	3.29	0.03	-0.01	1.58	0.00
	40	11	-62.22	3.29	-3.33	0.00	2.56	0.00
		12	62.22	3.29	-3.35	0.00	-2.60	0.00
	41	11	83.88	3.29	-4.27	0.00	3.94	0.00
		12	-83.88	3.29	-2.40	0.00	0.73	0.00
24	23	21	0.02	48.48	0.00	0.00	0.00	0.00
		5	-0.02	48.48	0.00	0.00	0.00	0.00
	24	21	0.03	89.97	0.00	0.00	0.00	0.00
		5	-0.03	89.97	0.00	0.00	0.00	0.00
	25	21	0.02	80.59	0.00	0.00	0.00	0.00
		5	-0.02	80.59	0.00	0.00	0.00	0.00
	26	21	16.21	80.59	-11.14	0.00	0.00	0.00
		5	-16.21	80.59	-11.14	0.00	0.00	0.00
	27	21	-10.39	80.59	-5.63	0.00	0.00	0.00
		5	10.39	80.59	-5.62	0.00	0.00	0.00
	28	21	-11.14	80.59	11.25	0.00	0.00	0.00
		5	11.14	80.59	11.25	0.00	0.00	0.00
	29	21	-11.60	80.59	-5.63	0.00	0.00	0.00
		5	11.60	80.59	-5.62	0.00	0.00	0.00
	30	21	20.76	80.59	-6.60	0.00	0.00	0.00
		5	-20.76	80.59	-6.60	0.00	0.00	0.00
	31	21	-5.84	80.59	-1.09	0.00	0.00	0.00
		5	5.84	80.59	-1.09	0.00	0.00	0.00
	32	21	-6.59	80.59	15.79	0.00	0.00	0.00
		5	6.59	80.59	15.79	0.00	0.00	0.00
	33	21	-7.05	80.59	-1.09	0.00	0.00	0.00
		5	7.05	80.59	-1.09	0.00	0.00	0.00
	34	21	11.66	80.59	-15.68	0.00	0.00	0.00
		5	-11.66	80.59	-15.68	0.00	0.00	0.00
	35	21	-14.93	80.59	-10.16	0.00	0.00	0.00
		5	14.93	80.59	-10.16	0.00	0.00	0.00

the scale towards document

MEMBER END FORCES STRUCTURE TYPE = SPACE

ALL UNITS ARE -- KN METE (LOCAL)

MEMBER	LOAD	JT	AXIAL	SHEAR-Y	SHEAR-Z	TORSION	MOM-Y	MOM-Z
	36	21	-15.68	80.59	6.71	0.00	0.00	0.00
		5	15.68	80.59	6.71	0.00	0.00	0.00
	37	21	-16.15	80.59	-10.16	0.00	0.00	0.00
		5	16.15	80.59	-10.16	0.00	0.00	0.00
	38	21	20.74	32.32	-6.60	0.00	0.00	0.00
		5	-20.74	32.32	-6.60	0.00	0.00	0.00
	39	21	-5.85	32.32	-1.09	0.00	0.00	0.00
		5	5.85	32.32	-1.09	0.00	0.00	0.00
	40	21	-6.60	32.32	15.79	0.00	0.00	0.00
		5	6.60	32.32	15.79	0.00	0.00	0.00
	41	21	-7.06	32.32	-1.09	0.00	0.00	0.00
		5	7.06	32.32	-1.09	0.00	0.00	0.00
25	23	6	0.01	87.12	0.00	0.00	0.00	0.00
		23	-0.01	87.12	0.00	0.00	0.00	0.00
	24	6	0.01	171.19	0.00	0.00	0.00	0.00
		23	-0.01	171.19	0.00	0.00	0.00	0.00
	25	6	0.01	152.44	0.00	0.00	0.00	0.00
		23	-0.01	152.44	0.00	0.00	0.00	0.00
	26	6	17.65	152.44	0.00	0.00	0.00	0.00
		23	-17.65	152.44	0.00	0.00	0.00	0.00
	27	6	-8.69	152.44	0.00	0.00	0.00	0.00
		23	8.69	152.44	0.00	0.00	0.00	0.00
	28	6	-17.98	152.44	0.00	0.00	0.00	0.00
		23	17.98	152.44	0.00	0.00	0.00	0.00
	29	6	-18.13	152.44	0.00	0.00	0.00	0.00
		23	18.13	152.44	0.00	0.00	0.00	0.00
	30	6	26.71	152.44	0.00	0.00	0.00	0.00
		23	-26.71	152.44	0.00	0.00	0.00	0.00
	31	6	0.38	152.44	0.00	0.00	0.00	0.00
		23	-0.38	152.44	0.00	0.00	0.00	0.00
	32	6	-8.91	152.44	0.00	0.00	0.00	0.00
		23	8.91	152.44	0.00	0.00	0.00	0.00
	33	6	-9.06	152.44	0.00	0.00	0.00	0.00
		23	9.06	152.44	0.00	0.00	0.00	0.00
	34	6	8.58	152.44	0.00	0.00	0.00	0.00
		23	-8.58	152.44	0.00	0.00	0.00	0.00
	35	6	-17.75	152.44	0.00	0.00	0.00	0.00
		23	17.75	152.44	0.00	0.00	0.00	0.00
	36	6	-27.04	152.44	0.00	0.00	0.00	0.00
		23	27.04	152.44	0.00	0.00	0.00	0.00
	37	6	-27.19	152.44	0.00	0.00	0.00	0.00
		23	27.19	152.44	0.00	0.00	0.00	0.00
	38	6	26.70	58.08	0.00	0.00	0.00	0.00
		23	-26.70	58.08	0.00	0.00	0.00	0.00
	39	6	0.37	58.08	0.00	0.00	0.00	0.00
		23	-0.37	58.08	0.00	0.00	0.00	0.00

MEMBER END FORCES STRUCTURE TYPE = SPACE

ALL UNITS ARE -- KN METE (LOCAL)

MEMBER	LOAD	JT	AXIAL	SHEAR-Y	SHEAR-Z	TORSION	MOM-Y	MOM-Z
	40	6	-8.92	58.08	0.00	0.00	0.00	0.00
		23	8.92	58.08	0.00	0.00	0.00	0.00
	41	6	-9.07	58.08	0.00	0.00	0.00	0.00
		23	9.07	58.08	0.00	0.00	0.00	0.00
26	23	26	-0.01	44.94	0.00	0.00	0.00	0.00
		7	0.01	44.94	0.00	0.00	0.00	0.00
	24	26	-0.03	86.82	0.00	0.00	0.00	0.00
		7	0.03	86.82	0.00	0.00	0.00	0.00
	25	26	-0.02	77.44	0.00	0.00	0.00	0.00
		7	0.02	77.44	0.00	0.00	0.00	0.00
	26	26	15.86	77.44	0.00	0.00	0.00	0.00
		7	-15.86	77.44	0.00	0.00	0.00	0.00
	27	26	-7.83	77.44	0.00	0.00	0.00	0.00
		7	7.83	77.44	0.00	0.00	0.00	0.00
	28	26	-17.64	77.44	0.00	0.00	0.00	0.00
		7	17.64	77.44	0.00	0.00	0.00	0.00
	29	26	-17.40	77.44	0.00	0.00	0.00	0.00
		7	17.40	77.44	0.00	0.00	0.00	0.00
	30	26	24.77	77.44	0.00	0.00	0.00	0.00
		7	-24.77	77.44	0.00	0.00	0.00	0.00
	31	26	1.08	77.44	0.00	0.00	0.00	0.00
		7	-1.08	77.44	0.00	0.00	0.00	0.00
	32	26	-8.73	77.44	0.00	0.00	0.00	0.00
		7	8.73	77.44	0.00	0.00	0.00	0.00
	33	26	-8.48	77.44	0.00	0.00	0.00	0.00
		7	8.48	77.44	0.00	0.00	0.00	0.00
	34	26	6.94	77.44	0.00	0.00	0.00	0.00
		7	-6.94	77.44	0.00	0.00	0.00	0.00
	35	26	-16.75	77.44	0.00	0.00	0.00	0.00
		7	16.75	77.44	0.00	0.00	0.00	0.00
	36	26	-26.56	77.44	0.00	0.00	0.00	0.00
		7	26.56	77.44	0.00	0.00	0.00	0.00
	37	26	-26.31	77.44	0.00	0.00	0.00	0.00
		7	26.31	77.44	0.00	0.00	0.00	0.00
	38	26	24.79	29.96	0.00	0.00	0.00	0.00
		7	-24.79	29.96	0.00	0.00	0.00	0.00
	39	26	1.10	29.96	0.00	0.00	0.00	0.00
		7	-1.10	29.96	0.00	0.00	0.00	0.00
	40	26	-8.71	29.96	0.00	0.00	0.00	0.00
		7	8.71	29.96	0.00	0.00	0.00	0.00
	41	26	-8.46	29.96	0.00	0.00	0.00	0.00
		7	8.46	29.96	0.00	0.00	0.00	0.00
27	23	28	-0.11	0.00	-4.62	0.00	2.35	0.00
		8	0.11	0.00	-5.26	0.00	-3.94	0.00
	24	28	-0.01	0.00	-4.08	0.00	2.03	0.00
		8	0.01	0.00	-4.70	0.00	-3.58	0.00

the scale towards document
Image Engineering Scan Reference Chart TE263 Serial No. 380
Patch Reference numbers on UTT

MEMBER END FORCES STRUCTURE TYPE = SPACE

ALL UNITS ARE -- KN METE (LOCAL)

MEMBER	LOAD	JT	AXIAL	SHEAR-Y	SHEAR-Z	TORSION	MOM-Y	MOM-Z
	25	28	-0.02	0.00	-4.07	0.00	2.00	0.00
		8	0.02	0.00	-4.71	0.00	-3.61	0.00
	26	28	9.39	11.14	-4.94	0.00	3.80	0.00
		8	-9.39	11.14	-3.84	0.00	-1.07	0.00
	27	28	-4.70	5.63	-2.89	0.00	-0.48	0.00
		8	4.70	5.62	-5.89	0.00	-7.03	0.00
	28	28	-11.08	5.63	-3.44	-0.01	0.68	0.00
		8	11.08	5.62	-5.34	0.01	-5.43	0.00
	29	28	-10.87	-11.25	-4.49	0.01	2.90	0.00
		8	10.87	-11.25	-4.29	-0.01	-2.41	0.00
	30	28	14.00	6.60	-5.07	0.00	4.09	0.00
		8	-14.00	6.60	-3.71	0.00	-0.69	0.00
	31	28	-0.09	1.09	-3.02	0.00	-0.19	0.00
		8	0.09	1.09	-5.76	0.00	-6.66	0.00
	32	28	-6.47	1.09	-3.57	-0.01	0.97	0.00
		8	6.47	1.09	-5.21	0.01	-5.05	0.00
	33	28	-6.26	-15.79	-4.62	0.01	3.19	0.00
		8	6.26	-15.79	-4.16	-0.01	-2.03	0.00
	34	28	4.78	15.68	-4.80	0.00	3.51	0.00
		8	-4.78	15.68	-3.98	0.00	-1.44	0.00
	35	28	-9.31	10.16	-2.76	0.00	-0.76	0.00
		8	9.31	10.16	-6.02	0.00	-7.41	0.00
	36	28	-15.68	10.16	-3.31	-0.01	0.39	0.00
		8	15.68	10.16	-5.47	0.01	-5.80	0.00
	37	28	-15.48	-6.71	-4.36	0.01	2.62	0.00
		8	15.48	-6.71	-4.42	-0.01	-2.79	0.00
	38	28	13.95	6.60	-4.06	0.00	3.61	0.00
		8	-13.95	6.60	-2.52	0.00	0.25	0.00
	39	28	-0.14	1.09	-2.02	0.00	-0.67	0.00
		8	0.14	1.09	-4.57	0.00	-5.72	0.00
	40	28	-6.52	1.09	-2.57	-0.01	0.49	0.00
		8	6.52	1.09	-4.02	0.01	-4.11	0.00
	41	28	-6.31	-15.79	-3.62	0.01	2.72	0.00
		8	6.31	-15.79	-2.97	-0.01	-1.10	0.00
28	23	29	-0.41	4.94	0.00	0.00	0.00	0.00
		9	0.41	4.94	0.00	0.00	0.00	0.00
	24	29	-0.31	4.39	0.00	0.00	0.00	0.00
		9	0.31	4.39	0.00	0.00	0.00	0.00
	25	29	-0.26	24.49	0.00	0.00	0.00	0.00
		9	0.26	28.65	0.00	0.00	0.00	0.00
	26	29	8.25	4.39	-5.63	0.00	0.00	0.00
		9	-8.25	4.39	-5.63	0.00	0.00	0.00
	27	29	-7.46	4.39	-2.81	0.00	0.00	0.00
		9	7.46	4.39	-2.81	0.00	0.00	0.00
	28	29	-4.93	4.39	5.63	-0.01	0.00	0.00
		9	4.93	4.39	5.63	0.01	0.00	0.00

the scale towards document
Image Engineering Scan Reference Chart TE263 Serial No. 280

MEMBER END FORCES STRUCTURE TYPE = SPACE

ALL UNITS ARE -- KN METE (LOCAL)

MEMBER	LOAD	JT	AXIAL	SHEAR-Y	SHEAR-Z	TORSION	MOM-Y	MOM-Z
	29	29	-3.40	4.39	-2.81	0.01	0.00	0.00
		9	3.40	4.39	-2.81	-0.01	0.00	0.00
	30	29	9.93	4.39	-3.34	0.00	0.00	0.00
		9	-9.93	4.39	-3.34	0.00	0.00	0.00
	31	29	-5.79	4.39	-0.53	0.00	0.00	0.00
		9	5.79	4.39	-0.53	0.00	0.00	0.00
	32	29	-3.25	4.39	7.91	-0.01	0.00	0.00
		9	3.25	4.39	7.91	0.01	0.00	0.00
	33	29	-1.72	4.39	-0.53	0.01	0.00	0.00
		9	1.72	4.39	-0.53	-0.01	0.00	0.00
	34	29	6.58	4.39	-7.91	0.00	0.00	0.00
		9	-6.58	4.39	-7.91	0.00	0.00	0.00
	35	29	-9.14	4.39	-5.10	0.00	0.00	0.00
		9	9.14	4.39	-5.10	0.00	0.00	0.00
	36	29	-6.60	4.39	3.34	-0.01	0.00	0.00
		9	6.60	4.39	3.34	0.01	0.00	0.00
	37	29	-5.07	4.39	-5.10	0.01	0.00	0.00
		9	5.07	4.39	-5.10	-0.01	0.00	0.00
	38	29	9.97	3.29	-3.34	0.00	0.00	0.00
		9	-9.97	3.29	-3.34	0.00	0.00	0.00
	39	29	-5.74	3.29	-0.53	0.00	0.00	0.00
		9	5.74	3.29	-0.53	0.00	0.00	0.00
	40	29	-3.20	3.29	7.91	-0.01	0.00	0.00
		9	3.20	3.29	7.91	0.01	0.00	0.00
	41	29	-1.68	3.29	-0.53	0.01	0.00	0.00
		9	1.68	3.29	-0.53	-0.01	0.00	0.00
29	23	10	-1.50	0.57	0.00	0.00	0.00	0.00
		29	1.50	0.57	0.00	0.00	0.00	0.00
	24	10	-1.90	0.51	0.00	0.00	0.00	0.00
		29	1.90	0.51	0.00	0.00	0.00	0.00
	25	10	-1.97	0.51	0.00	0.00	0.00	0.00
		29	1.97	0.51	0.00	0.00	0.00	0.00
	26	10	72.28	0.51	0.00	0.00	0.00	0.00
		29	-72.28	0.51	0.00	0.00	0.00	0.00
	27	10	1.75	0.51	0.00	0.00	0.00	0.00
		29	-1.75	0.51	0.00	0.00	0.00	0.00
	28	10	28.10	0.51	0.00	0.00	0.00	0.00
		29	-28.10	0.51	0.00	0.00	0.00	0.00
	29	10	-164.18	0.51	0.00	0.00	0.00	0.00
		29	164.18	0.51	0.00	0.00	0.00	0.00
	30	10	84.66	0.51	0.00	0.00	0.00	0.00
		29	-84.66	0.51	0.00	0.00	0.00	0.00
	31	10	14.14	0.51	0.00	0.00	0.00	0.00
		29	-14.14	0.51	0.00	0.00	0.00	0.00
	32	10	40.49	0.51	0.00	0.00	0.00	0.00
		29	-40.49	0.51	0.00	0.00	0.00	0.00

the scale towards document
C1 B1 A1 C2 B2 A2 B5 A5 20 18 17 16 11
10 09 03 02 01 C7 B7 A7 C8 B8 A8 C9 B9
Patch Reference numbers on UTT Scan Reference Chart TE263 Serial No. 380

MEMBER END FORCES STRUCTURE TYPE = SPACE

ALL UNITS ARE -- KN METE (LOCAL)

MEMBER	LOAD	JT	AXIAL	SHEAR-Y	SHEAR-Z	TORSION	MOM-Y	MOM-Z
	33	10	-151.79	0.51	0.00	0.00	0.00	0.00
		29	151.79	0.51	0.00	0.00	0.00	0.00
	34	10	59.89	0.51	0.00	0.00	0.00	0.00
		29	-59.89	0.51	0.00	0.00	0.00	0.00
	35	10	-10.63	0.51	0.00	0.00	0.00	0.00
		29	10.63	0.51	0.00	0.00	0.00	0.00
	36	10	15.71	0.51	0.00	0.00	0.00	0.00
		29	-15.71	0.51	0.00	0.00	0.00	0.00
	37	10	-176.56	0.51	0.00	0.00	0.00	0.00
		29	176.56	0.51	0.00	0.00	0.00	0.00
	38	10	85.45	0.38	0.00	0.00	0.00	0.00
		29	-85.45	0.38	0.00	0.00	0.00	0.00
	39	10	14.93	0.38	0.00	0.00	0.00	0.00
		29	-14.93	0.38	0.00	0.00	0.00	0.00
	40	10	41.28	0.38	0.00	0.00	0.00	0.00
		29	-41.28	0.38	0.00	0.00	0.00	0.00
	41	10	-151.00	0.38	0.00	0.00	0.00	0.00
		29	151.00	0.38	0.00	0.00	0.00	0.00
30	23	10	1.05	1.39	0.00	0.00	-0.01	0.00
		30	-1.05	1.39	0.00	0.00	-0.01	0.00
	24	10	1.32	1.24	0.00	0.00	-0.01	0.00
		30	-1.32	1.24	0.00	0.00	-0.01	0.00
	25	10	1.37	49.74	0.01	0.00	-0.01	0.00
		30	-1.37	41.43	-0.01	0.00	-0.01	0.00
	26	10	-27.18	1.24	0.22	0.00	-0.91	0.00
		30	27.18	1.24	-0.22	0.00	-0.18	0.00
	27	10	-13.63	1.24	-0.26	0.00	0.75	0.00
		30	13.63	1.24	0.26	0.00	0.56	0.00
	28	10	-44.28	1.24	-0.54	-0.01	1.52	0.00
		30	44.28	1.24	0.54	0.01	1.21	0.00
	29	10	92.35	1.24	0.00	0.01	0.40	0.00
		30	-92.35	1.24	0.00	-0.01	-0.39	0.00
	30	10	-30.93	1.24	0.39	0.00	-1.38	0.00
		30	30.93	1.24	-0.39	0.00	-0.55	0.00
	31	10	-17.37	1.24	-0.09	0.00	0.28	0.00
		30	17.37	1.24	0.09	0.00	0.19	0.00
	32	10	-48.03	1.24	-0.38	-0.01	1.04	0.00
		30	48.03	1.24	0.38	0.01	0.83	0.00
	33	10	88.60	1.24	0.17	0.01	-0.07	0.00
		30	-88.60	1.24	-0.17	-0.01	-0.76	0.00
	34	10	-23.44	1.24	0.05	0.00	-0.43	0.00
		30	23.44	1.24	-0.05	0.00	0.19	0.00
	35	10	-9.88	1.24	-0.43	0.00	1.22	0.00
		30	9.88	1.24	0.43	0.00	0.94	0.00
	36	10	-40.54	1.24	-0.71	-0.01	1.99	0.00
		30	40.54	1.24	0.71	0.01	1.58	0.00

the scale towards document
Image Engineering Scan Reference Chart TE263 Serial No. 380

MEMBER END FORCES STRUCTURE TYPE = SPACE

ALL UNITS ARE -- KN METE (LOCAL)

MEMBER	LOAD	JT	AXIAL	SHEAR-Y	SHEAR-Z	TORSION	MOM-Y	MOM-Z
	37	10	96.09	1.24	-0.17	0.01	0.88	0.00
		30	-96.09	1.24	0.17	-0.01	-0.01	0.00
	38	10	-31.48	0.93	0.39	0.00	-1.38	0.00
		30	31.48	0.93	-0.39	0.00	-0.55	0.00
	39	10	-17.92	0.93	-0.10	0.00	0.28	0.00
		30	17.92	0.93	0.10	0.00	0.19	0.00
	40	10	-48.58	0.93	-0.38	-0.01	1.05	0.00
		30	48.58	0.93	0.38	0.01	0.84	0.00
	41	10	88.06	0.93	0.16	0.01	-0.07	0.00
		30	-88.06	0.93	-0.16	-0.01	-0.76	0.00
31	23	11	-1.60	0.57	0.00	0.00	0.00	0.00
		30	1.60	0.57	0.00	0.00	0.00	0.00
	24	11	-2.16	0.51	0.00	0.00	0.00	0.00
		30	2.16	0.51	0.00	0.00	0.00	0.00
	25	11	-2.21	0.51	0.00	0.00	0.00	0.00
		30	2.21	0.51	0.00	0.00	0.00	0.00
	26	11	-33.86	0.51	0.00	0.00	0.00	0.00
		30	33.86	0.51	0.00	0.00	0.00	0.00
	27	11	49.82	0.51	0.00	0.00	0.00	0.00
		30	-49.82	0.51	0.00	0.00	0.00	0.00
	28	11	142.48	0.51	0.00	0.00	0.00	0.00
		30	-142.48	0.51	0.00	0.00	0.00	0.00
	29	11	-48.81	0.51	0.00	0.00	0.00	0.00
		30	48.81	0.51	0.00	0.00	0.00	0.00
	30	11	-63.13	0.51	0.00	0.00	0.00	0.00
		30	63.13	0.51	0.00	0.00	0.00	0.00
	31	11	20.55	0.51	0.00	0.00	0.00	0.00
		30	-20.55	0.51	0.00	0.00	0.00	0.00
	32	11	113.21	0.51	0.00	0.00	0.00	0.00
		30	-113.21	0.51	0.00	0.00	0.00	0.00
	33	11	-78.08	0.51	0.00	0.00	0.00	0.00
		30	78.08	0.51	0.00	0.00	0.00	0.00
	34	11	-4.59	0.51	0.00	0.00	0.00	0.00
		30	4.59	0.51	0.00	0.00	0.00	0.00
	35	11	79.09	0.51	0.00	0.00	0.00	0.00
		30	-79.09	0.51	0.00	0.00	0.00	0.00
	36	11	171.75	0.51	0.00	0.00	0.00	0.00
		30	-171.75	0.51	0.00	0.00	0.00	0.00
	37	11	-19.54	0.51	0.00	0.00	0.00	0.00
		30	19.54	0.51	0.00	0.00	0.00	0.00
	38	11	-62.18	0.38	0.00	0.00	0.00	0.00
		30	62.18	0.38	0.00	0.00	0.00	0.00
	39	11	21.50	0.38	0.00	0.00	0.00	0.00
		30	-21.50	0.38	0.00	0.00	0.00	0.00
	40	11	114.16	0.38	0.00	0.00	0.00	0.00
		30	-114.16	0.38	0.00	0.00	0.00	0.00

the scale towards document
C1 B1 A1 C2 B2 A2 B5 A5 20 18 17 16 11
10 09 03 02 01 C7 B7 A7 C8 B8 A8 C9 B9
Patch Reference numbers on UTT Scan Reference Chart TE263 Serial No. 380
Image Engineering

MEMBER END FORCES STRUCTURE TYPE = SPACE

ALL UNITS ARE -- KN METE (LOCAL)

MEMBER	LOAD	JT	AXIAL	SHEAR-Y	SHEAR-Z	TORSION	MOM-Y	MOM-Z
	41	11	-77.13	0.38	0.00	0.00	0.00	0.00
		30	77.13	0.38	0.00	0.00	0.00	0.00
32	23	31	1.15	5.61	0.01	0.00	-0.02	0.00
		11	-1.15	5.61	-0.01	0.00	-0.01	0.00
	24	31	1.57	14.36	0.01	0.00	-0.04	0.00
		11	-1.57	14.36	-0.01	0.00	-0.02	0.00
	25	31	1.60	32.59	0.01	0.00	-0.04	0.00
		11	-1.60	36.75	-0.01	0.00	-0.02	0.00
	26	31	50.42	12.49	0.31	0.00	-1.60	0.00
		11	-50.42	12.49	-0.31	0.00	0.03	0.00
	27	31	-47.48	12.49	0.02	0.00	0.10	0.00
		11	47.48	12.49	-0.02	0.00	-0.18	0.00
	28	31	-124.29	12.49	-0.39	-0.01	1.20	0.00
		11	124.29	12.49	0.39	0.01	0.77	0.00
	29	31	8.44	12.49	-0.04	0.01	0.85	0.00
		11	-8.44	12.49	0.04	-0.01	-0.65	0.00
	30	31	75.78	12.49	0.34	0.00	-1.65	0.00
		11	-75.78	12.49	-0.34	0.00	-0.04	0.00
	31	31	-22.13	12.49	0.04	0.00	0.04	0.00
		11	22.13	12.49	-0.04	0.00	-0.25	0.00
	32	31	-98.94	12.49	-0.37	-0.01	1.14	0.00
		11	98.94	12.49	0.37	0.01	0.70	0.00
	33	31	33.79	12.49	-0.02	0.01	0.79	0.00
		11	-33.79	12.49	0.02	-0.01	-0.71	0.00
	34	31	25.07	12.49	0.29	0.00	-1.54	0.00
		11	-25.07	12.49	-0.29	0.00	0.10	0.00
	35	31	-72.84	12.49	-0.01	0.00	0.16	0.00
		11	72.84	12.49	0.01	0.00	-0.12	0.00
	36	31	-149.65	12.49	-0.42	-0.01	1.25	0.00
		11	149.65	12.49	0.42	0.01	0.84	0.00
	37	31	-16.92	12.49	-0.07	0.01	0.91	0.00
		11	16.92	12.49	0.07	-0.01	-0.58	0.00
	38	31	75.09	3.74	0.33	0.00	-1.63	0.00
		11	-75.09	3.74	-0.33	0.00	-0.03	0.00
	39	31	-22.82	3.74	0.04	0.00	0.07	0.00
		11	22.82	3.74	-0.04	0.00	-0.24	0.00
	40	31	-99.63	3.74	-0.38	-0.01	1.16	0.00
		11	99.63	3.74	0.38	0.01	0.72	0.00
	41	31	33.10	3.74	-0.02	0.01	0.82	0.00
		11	-33.10	3.74	0.02	-0.01	-0.70	0.00
33	23	12	0.04	0.57	0.00	0.00	0.00	0.00
		31	-0.04	0.57	0.00	0.00	0.00	0.00
	24	12	-0.31	0.51	0.00	0.00	0.00	0.00
		31	0.31	0.51	0.00	0.00	0.00	0.00
	25	12	-0.13	0.51	0.00	0.00	0.00	0.00
		31	0.13	0.51	0.00	0.00	0.00	0.00

MEMBER END FORCES STRUCTURE TYPE = SPACE

ALL UNITS ARE -- KN METE (LOCAL)

MEMBER	LOAD	JT	AXIAL	SHEAR-Y	SHEAR-Z	TORSION	MOM-Y	MOM-Z
	26	12	33.07	0.51	0.00	0.00	0.00	0.00
		31	-33.07	0.51	0.00	0.00	0.00	0.00
	27	12	2.05	0.51	0.00	0.00	0.00	0.00
		31	-2.05	0.51	0.00	0.00	0.00	0.00
	28	12	79.31	0.51	0.00	0.00	0.00	0.00
		31	-79.31	0.51	0.00	0.00	0.00	0.00
	29	12	-88.73	0.51	0.00	0.00	0.00	0.00
		31	88.73	0.51	0.00	0.00	0.00	0.00
	30	12	27.15	0.51	0.00	0.00	0.00	0.00
		31	-27.15	0.51	0.00	0.00	0.00	0.00
	31	12	-3.87	0.51	0.00	0.00	0.00	0.00
		31	3.87	0.51	0.00	0.00	0.00	0.00
	32	12	73.39	0.51	0.00	0.00	0.00	0.00
		31	-73.39	0.51	0.00	0.00	0.00	0.00
	33	12	-94.65	0.51	0.00	0.00	0.00	0.00
		31	94.65	0.51	0.00	0.00	0.00	0.00
	34	12	38.99	0.51	0.00	0.00	0.00	0.00
		31	-38.99	0.51	0.00	0.00	0.00	0.00
	35	12	7.96	0.51	0.00	0.00	0.00	0.00
		31	-7.96	0.51	0.00	0.00	0.00	0.00
	36	12	85.23	0.51	0.00	0.00	0.00	0.00
		31	-85.23	0.51	0.00	0.00	0.00	0.00
	37	12	-82.81	0.51	0.00	0.00	0.00	0.00
		31	82.81	0.51	0.00	0.00	0.00	0.00
	38	12	27.42	0.38	0.00	0.00	0.00	0.00
		31	-27.42	0.38	0.00	0.00	0.00	0.00
	39	12	-3.61	0.38	0.00	0.00	0.00	0.00
		31	3.61	0.38	0.00	0.00	0.00	0.00
	40	12	73.65	0.38	0.00	0.00	0.00	0.00
		31	-73.65	0.38	0.00	0.00	0.00	0.00
	41	12	-94.38	0.38	0.00	0.00	0.00	0.00
		31	94.38	0.38	0.00	0.00	0.00	0.00
34	23	32	0.72	9.95	0.00	0.00	0.01	0.00
		12	-0.72	9.95	0.00	0.00	0.00	0.00
	24	32	0.79	18.22	-0.01	0.00	0.03	0.00
		12	-0.79	18.22	0.01	0.00	0.00	0.00
	25	32	0.64	16.35	-0.01	0.00	0.03	0.00
		12	-0.64	16.35	0.01	0.00	0.00	0.00
	26	32	-7.14	16.35	7.23	-0.04	-6.41	0.00
		12	7.14	16.35	4.02	0.04	-1.61	0.00
	27	32	-11.36	16.35	-2.92	-0.03	0.21	0.00
		12	11.36	16.35	-2.70	0.03	0.34	0.00
	28	32	-60.86	16.35	2.14	-0.04	-1.15	0.00
		12	60.86	16.35	3.49	0.04	4.54	0.00
	29	32	55.95	16.35	-7.04	0.06	5.86	0.00
		12	-55.95	16.35	-4.21	-0.06	1.23	0.00

the scale towards document

MEMBER END FORCES STRUCTURE TYPE = SPACE

ALL UNITS ARE -- KN METE (LOCAL)

MEMBER	LOAD	JT	AXIAL	SHEAR-Y	SHEAR-Z	TORSION	MOM-Y	MOM-Z
	30	32	-1.10	16.35	4.93	-0.04	-4.39	0.00
		12	1.10	16.35	1.75	0.04	-3.55	0.00
	31	32	-5.32	16.35	-5.22	-0.03	2.23	0.00
		12	5.32	16.35	-4.98	0.03	-1.60	0.00
	32	32	-54.82	16.35	-0.17	-0.03	0.87	0.00
		12	54.82	16.35	1.22	0.03	2.60	0.00
	33	32	62.00	16.35	-9.35	0.06	7.88	0.00
		12	-62.00	16.35	-6.48	-0.06	-0.71	0.00
	34	32	-13.18	16.35	9.53	-0.04	-8.43	0.00
		12	13.18	16.35	6.29	0.04	0.33	0.00
	35	32	-17.40	16.35	-0.62	-0.04	-1.81	0.00
		12	17.40	16.35	-0.43	0.04	2.28	0.00
	36	32	-66.90	16.35	4.44	-0.04	-3.18	0.00
		12	66.90	16.35	5.76	0.04	6.48	0.00
	37	32	49.91	16.35	-4.74	0.05	3.84	0.00
		12	-49.91	16.35	-1.94	-0.05	3.17	0.00
	38	32	-1.38	6.64	4.93	-0.03	-4.41	0.00
		12	1.38	6.64	1.75	0.03	-3.55	0.00
	39	32	-5.60	6.64	-5.22	-0.03	2.21	0.00
		12	5.60	6.64	-4.98	0.03	-1.60	0.00
	40	32	-55.10	6.64	-0.17	-0.03	0.85	0.00
		12	55.10	6.64	1.22	0.03	2.60	0.00
	41	32	61.72	6.64	-9.34	0.06	7.86	0.00
		12	-61.72	6.64	-6.48	-0.06	-0.71	0.00
37	23	21	159.60	-0.35	0.01	0.00	-0.02	-1.22
		17	-168.27	0.35	-0.01	0.00	0.00	0.00
	24	21	207.70	-0.55	0.05	0.00	-0.16	-1.92
		17	-215.41	0.55	-0.05	0.00	0.00	0.00
	25	21	225.86	-0.52	0.02	0.00	-0.08	-1.80
		17	-233.57	0.52	-0.02	0.00	0.00	0.00
	26	21	151.96	2.44	0.42	0.00	-1.46	8.55
		17	-159.67	-2.44	-0.42	0.00	0.00	0.00
	27	21	286.42	0.81	0.27	0.00	-0.94	2.85
		17	-294.13	-0.81	-0.27	0.00	0.00	0.00
	28	21	-97.82	13.14	0.16	0.00	-0.57	46.00
		17	90.11	-13.14	-0.16	0.00	0.00	0.00
	29	21	443.11	-16.24	-0.75	0.00	2.63	-56.85
		17	-450.82	16.24	0.75	0.00	0.00	0.00
	30	21	145.74	1.51	0.40	0.00	-1.41	5.30
		17	-153.45	-1.51	-0.40	0.00	0.00	0.00
	31	21	280.19	-0.11	0.25	0.00	-0.89	-0.40
		17	-287.90	0.11	-0.25	0.00	0.00	0.00
	32	21	-104.04	12.21	0.15	0.00	-0.51	42.75
		17	96.33	-12.21	-0.15	0.00	0.00	0.00
	33	21	436.88	-17.17	-0.77	0.00	2.68	-60.10
		17	-444.60	17.17	0.77	0.00	0.00	0.00

the scale towards document
Image Engineering Scan Reference Chart TE263 Serial No. 380
Patch Reference numbers on UTT

MEMBER END FORCES STRUCTURE TYPE = SPACE

ALL UNITS ARE -- KN METE (LOCAL)

MEMBER	LOAD	JT	AXIAL	SHEAR-Y	SHEAR-Z	TORSION	MOM-Y	MOM-Z
	34	21	158.19	3.37	0.43	0.00	-1.52	11.80
		17	-165.90	-3.37	-0.43	0.00	0.00	0.00
	35	21	292.64	1.74	0.29	0.00	-1.00	6.10
		17	-300.35	-1.74	-0.29	0.00	0.00	0.00
	36	21	-91.60	14.07	0.18	0.00	-0.62	49.25
		17	83.88	-14.07	-0.18	0.00	0.00	0.00
	37	21	449.33	-15.31	-0.73	0.00	2.57	-53.60
		17	-457.04	15.31	0.73	0.00	0.00	0.00
	38	21	57.60	1.78	0.37	0.00	-1.29	6.23
		17	-63.39	-1.78	-0.37	0.00	0.00	0.00
	39	21	192.06	0.15	0.22	0.00	-0.77	0.54
		17	-197.84	-0.15	-0.22	0.00	0.00	0.00
	40	21	-192.18	12.48	0.11	0.00	-0.39	43.69
		17	186.39	-12.48	-0.11	0.00	0.00	0.00
	41	21	348.75	-16.90	-0.80	0.00	2.80	-59.16
		17	-354.53	16.90	0.80	0.00	0.00	0.00
38	23	23	206.92	-0.05	-0.08	0.00	0.29	-0.17
		18	-215.59	0.05	0.08	0.00	0.00	0.00
	24	23	305.43	-0.11	-0.13	0.00	0.44	-0.39
		18	-313.14	0.11	0.13	0.00	0.00	0.00
	25	23	344.82	-0.11	-0.12	0.00	0.41	-0.38
		18	-352.53	0.11	0.12	0.00	0.00	0.00
	26	23	239.49	6.85	-0.26	0.00	0.92	23.97
		18	-247.20	-6.85	0.26	0.00	0.00	0.00
	27	23	249.28	-5.26	-0.28	0.00	0.97	-18.43
		18	-256.99	5.26	0.28	0.00	0.00	0.00
	28	23	571.83	-3.28	1.43	0.00	-5.01	-11.47
		18	-579.54	3.28	-1.43	0.00	0.00	0.00
	29	23	-21.79	-3.13	-1.42	0.00	4.95	-10.97
		18	14.08	3.13	1.42	0.00	0.00	0.00
	30	23	259.56	8.52	-0.32	0.00	1.11	29.83
		18	-267.27	-8.52	0.32	0.00	0.00	0.00
	31	23	269.36	-3.59	-0.33	0.00	1.16	-12.56
		18	-277.07	3.59	0.33	0.00	0.00	0.00
	32	23	591.90	-1.60	1.38	0.00	-4.82	-5.61
		18	-599.61	1.60	-1.38	0.00	0.00	0.00
	33	23	-1.72	-1.46	-1.47	0.00	5.14	-5.11
		18	-5.99	1.46	1.47	0.00	0.00	0.00
	34	23	219.42	5.17	-0.21	0.00	0.73	18.10
		18	-227.13	-5.17	0.21	0.00	0.00	0.00
	35	23	229.21	-6.94	-0.22	0.00	0.78	-24.29
		18	-236.92	6.94	0.22	0.00	0.00	0.00
	36	23	551.76	-4.95	1.49	0.00	-5.20	-17.34
		18	-559.47	4.95	-1.49	0.00	0.00	0.00
	37	23	-41.86	-4.81	-1.36	0.00	4.76	-16.83
		18	34.15	4.81	1.36	0.00	0.00	0.00

the scale towards document
Image Engineering Scan Reference Chart TE263 Serial No. 380
Patch Reference numbers on UTT

MEMBER END FORCES STRUCTURE TYPE = SPACE

ALL UNITS ARE -- KN METE (LOCAL)

MEMBER	LOAD	JT	AXIAL	SHEAR-Y	SHEAR-Z	TORSION	MOM-Y	MOM-Z
	38	23	116.38	8.59	-0.26	0.00	0.90	30.06
		18	-122.16	-8.59	0.26	0.00	0.00	0.00
	39	23	126.17	-3.52	-0.27	0.00	0.96	-12.33
		18	-131.95	3.52	0.27	0.00	0.00	0.00
	40	23	448.72	-1.54	1.44	0.00	-5.03	-5.38
		18	-454.50	1.54	-1.44	0.00	0.00	0.00
	41	23	-144.90	-1.39	-1.41	0.00	4.93	-4.88
		18	139.12	1.39	1.41	0.00	0.00	0.00
39	23	26	231.96	-0.19	0.03	0.00	-0.12	-0.67
		19	-240.64	0.19	-0.03	0.00	0.00	0.00
	24	26	374.02	-0.31	0.01	0.00	-0.03	-1.09
		19	-381.73	0.31	-0.01	0.00	0.00	0.00
	25	26	413.65	-0.29	0.03	0.00	-0.12	-1.01
		19	-421.36	0.29	-0.03	0.00	0.00	0.00
	26	26	81.67	-1.58	-3.84	0.00	13.43	-5.54
		19	-89.38	1.58	3.84	0.00	0.00	0.00
	27	26	603.44	-1.67	4.30	0.00	-15.04	-5.84
		19	-611.15	1.67	-4.30	0.00	0.00	0.00
	28	26	373.05	2.06	1.90	0.00	-6.64	7.21
		19	-380.77	-2.06	-1.90	0.00	0.00	0.00
	29	26	321.40	-1.47	-0.26	0.00	0.90	-5.14
		19	-329.11	1.47	0.26	0.00	0.00	0.00
	30	26	79.84	-1.39	-4.34	0.00	15.17	-4.85
		19	-87.55	1.39	4.34	0.00	0.00	0.00
	31	26	601.61	-1.47	3.80	0.00	-13.29	-5.15
		19	-609.32	1.47	-3.80	0.00	0.00	0.00
	32	26	371.22	2.26	1.40	0.00	-4.89	7.89
		19	-378.93	-2.26	-1.40	0.00	0.00	0.00
	33	26	319.56	-1.27	-0.76	0.00	2.65	-4.46
		19	-327.27	1.27	0.76	0.00	0.00	0.00
	34	26	83.50	-1.78	-3.34	0.00	11.68	-6.23
		19	-91.22	1.78	3.34	0.00	0.00	0.00
	35	26	605.28	-1.86	4.80	0.00	-16.79	-6.52
		19	-612.99	1.86	-4.80	0.00	0.00	0.00
	36	26	374.89	1.86	2.40	0.00	-8.39	6.52
		19	-382.60	-1.86	-2.40	0.00	0.00	0.00
	37	26	323.23	-1.67	0.24	0.00	-0.85	-5.83
		19	-330.94	1.67	-0.24	0.00	0.00	0.00
	38	26	-105.98	-1.23	-4.32	0.00	15.14	-4.31
		19	100.19	1.23	4.32	0.00	0.00	0.00
	39	26	415.80	-1.32	3.81	0.00	-13.33	-4.61
		19	-421.58	1.32	-3.81	0.00	0.00	0.00
	40	26	185.41	2.41	1.41	0.00	-4.93	8.44
		19	-191.19	-2.41	-1.41	0.00	0.00	0.00
	41	26	133.75	-1.12	-0.75	0.00	2.61	-3.92
		19	-139.53	1.12	0.75	0.00	0.00	0.00

the scale towards document
Image Engineering Scan Reference Chart TE263 Serial No. 380

MEMBER END FORCES STRUCTURE TYPE = SPACE

ALL UNITS ARE -- KN METE (LOCAL)

MEMBER	LOAD	JT	AXIAL	SHEAR-Y	SHEAR-Z	TORSION	MOM-Y	MOM-Z
40	23	28	90.87	0.00	-0.30	0.00	1.04	-0.02
		20	-95.26	0.00	0.30	0.00	0.00	0.00
	24	28	158.55	-0.01	-0.24	0.00	0.85	-0.02
		20	-162.46	0.01	0.24	0.00	0.00	0.00
	25	28	191.44	-0.01	-0.24	0.00	0.85	-0.02
		20	-195.34	0.01	0.24	0.00	0.00	0.00
	26	28	143.21	0.80	-1.36	0.00	4.75	2.79
		20	-147.11	-0.80	1.36	0.00	0.00	0.00
	27	28	141.56	0.70	0.91	0.00	-3.17	2.46
		20	-145.47	-0.70	-0.91	0.00	0.00	0.00
	28	28	141.31	0.57	0.00	0.00	0.01	1.99
		20	-145.22	-0.57	0.00	0.00	0.00	0.00
	29	28	144.48	-1.04	-0.38	0.00	1.32	-3.64
		20	-148.38	1.04	0.38	0.00	0.00	0.00
	30	28	143.51	0.78	-1.40	0.00	4.88	2.72
		20	-147.42	-0.78	1.40	0.00	0.00	0.00
	31	28	141.87	0.68	0.87	0.00	-3.04	2.39
		20	-145.78	-0.68	-0.87	0.00	0.00	0.00
	32	28	141.62	0.55	-0.04	0.00	0.14	1.92
		20	-145.53	-0.55	0.04	0.00	0.00	0.00
	33	28	144.78	-1.06	-0.42	0.00	1.45	-3.71
		20	-148.69	1.06	0.42	0.00	0.00	0.00
	34	28	142.90	0.82	-1.32	0.00	4.62	2.86
		20	-146.81	-0.82	1.32	0.00	0.00	0.00
	35	28	141.26	0.72	0.94	0.00	-3.30	2.53
		20	-145.17	-0.72	-0.94	0.00	0.00	0.00
	36	28	141.01	0.59	0.03	0.00	-0.12	2.06
		20	-144.92	-0.59	-0.03	0.00	0.00	0.00
	37	28	144.17	-1.02	-0.34	0.00	1.19	-3.57
		20	-148.08	1.02	0.34	0.00	0.00	0.00
	38	28	61.10	0.78	-1.35	0.00	4.71	2.73
		20	-64.03	-0.78	1.35	0.00	0.00	0.00
	39	28	59.46	0.68	0.92	0.00	-3.22	2.39
		20	-62.39	-0.68	-0.92	0.00	0.00	0.00
	40	28	59.20	0.55	0.01	0.00	-0.03	1.93
		20	-62.14	-0.55	-0.01	0.00	0.00	0.00
	41	28	62.37	-1.06	-0.37	0.00	1.28	-3.70
		20	-65.30	1.06	0.37	0.00	0.00	0.00
41	23	21	0.97	1.39	0.00	0.00	0.00	0.00
		22	-0.97	0.00	0.00	0.00	0.00	1.74
	24	21	1.49	1.24	0.00	0.00	0.00	0.00
		22	-1.49	0.00	0.00	0.00	0.00	1.55
	25	21	1.40	1.24	0.00	0.00	0.00	0.00
		22	-1.40	0.00	0.00	0.00	0.00	1.55
	26	21	-22.36	1.24	-0.03	0.00	0.21	0.00
		22	22.36	0.00	0.03	0.00	-0.13	1.55

the scale towards document
C1 B1 A1 C2 B2 A2 B5 A5 20 18 17 16 11
10 09 03 02 01 C7 B7 A7 C8 B8 A8 C9 B9
Patch Reference numbers on UTI TE263 Serial No. 380
Image Engineering Scan Reference Chart

MEMBER END FORCES STRUCTURE TYPE = SPACE

ALL UNITS ARE -- KN METE (LOCAL)

MEMBER	LOAD	JT	AXIAL	SHEAR-Y	SHEAR-Z	TORSION	MOM-Y	MOM-Z
	27	21	-14.25	1.24	0.02	0.00	-0.13	0.00
		22	14.25	0.00	-0.02	0.00	0.08	1.55
	28	21	2.55	1.24	0.00	0.00	-0.26	0.00
		22	-2.55	0.00	0.00	0.00	0.26	1.55
	29	21	13.37	1.24	-0.03	0.00	-0.18	0.00
		22	-13.37	0.00	0.03	0.00	0.25	1.55
	30	21	-12.97	1.24	-0.02	0.00	0.31	0.00
		22	12.97	0.00	0.02	0.00	-0.26	1.55
	31	21	-4.87	1.24	0.03	0.00	-0.02	0.00
		22	4.87	0.00	-0.03	0.00	-0.04	1.55
	32	21	11.94	1.24	0.01	0.00	-0.16	0.00
		22	-11.94	0.00	-0.01	0.00	0.13	1.55
	33	21	22.75	1.24	-0.02	0.00	-0.07	0.00
		22	-22.75	0.00	0.02	0.00	0.13	1.55
	34	21	-31.74	1.24	-0.04	0.00	0.11	0.00
		22	31.74	0.00	0.04	0.00	-0.01	1.55
	35	21	-23.64	1.24	0.01	0.00	-0.23	0.00
		22	23.64	0.00	-0.01	0.00	0.21	1.55
	36	21	-6.83	1.24	0.00	0.00	-0.37	0.00
		22	6.83	0.00	0.00	0.00	0.38	1.55
	37	21	3.98	1.24	-0.04	0.00	-0.28	0.00
		22	-3.98	0.00	0.04	0.00	0.38	1.55
	38	21	-13.69	0.93	-0.02	0.00	0.32	0.00
		22	13.69	0.00	0.02	0.00	-0.26	1.16
	39	21	-5.58	0.93	0.03	0.00	-0.02	0.00
		22	5.58	0.00	-0.03	0.00	-0.04	1.16
	40	21	11.23	0.93	0.01	0.00	-0.16	0.00
		22	-11.23	0.00	-0.01	0.00	0.13	1.16
	41	21	22.04	0.93	-0.02	0.00	-0.07	0.00
		22	-22.04	0.00	0.02	0.00	0.12	1.16
42	23	22	0.97	0.00	0.00	0.00	0.00	-1.74
		23	-0.97	1.39	0.00	0.00	0.00	0.00
	24	22	1.49	0.00	0.00	0.00	0.00	-1.55
		23	-1.49	1.24	0.00	0.00	0.00	0.00
	25	22	1.40	0.00	0.00	0.00	0.00	-1.55
		23	-1.40	1.24	0.00	0.00	0.00	0.00
	26	22	-22.36	0.00	-0.03	0.00	0.13	-1.55
		23	22.36	1.24	0.03	0.00	-0.05	0.00
	27	22	-14.25	0.00	0.02	0.00	-0.08	-1.55
		23	14.25	1.24	-0.02	0.00	0.04	0.00
	28	22	2.55	0.00	0.00	0.00	-0.26	-1.55
		23	-2.55	1.24	0.00	0.00	0.25	0.00
	29	22	13.37	0.00	-0.03	0.00	-0.25	-1.55
		23	-13.37	1.24	0.03	0.00	0.32	0.00
	30	22	-12.97	0.00	-0.02	0.00	0.26	-1.55
		23	12.97	1.24	0.02	0.00	-0.20	0.00

the scale towards document
Image Engineering Scan Reference Chart TE263 Serial No. 380
Patch Reference numbers on UTT

MEMBER END FORCES STRUCTURE TYPE = SPACE

ALL UNITS ARE -- KN METE (LOCAL)

MEMBER	LOAD	JT	AXIAL	SHEAR-Y	SHEAR-Z	TORSION	MOM-Y	MOM-Z
	31	22	-4.87	0.00	0.03	0.00	0.04	-1.55
		23	4.87	1.24	-0.03	0.00	-0.11	0.00
	32	22	11.94	0.00	0.01	0.00	-0.13	-1.55
		23	-11.94	1.24	-0.01	0.00	0.10	0.00
	33	22	22.75	0.00	-0.02	0.00	-0.13	-1.55
		23	-22.75	1.24	0.02	0.00	0.18	0.00
	34	22	-31.74	0.00	-0.04	0.00	0.01	-1.55
		23	31.74	1.24	0.04	0.00	0.09	0.00
	35	22	-23.64	0.00	0.01	0.00	-0.21	-1.55
		23	23.64	1.24	-0.01	0.00	0.18	0.00
	36	22	-6.83	0.00	0.00	0.00	-0.38	-1.55
		23	6.83	1.24	0.00	0.00	0.39	0.00
	37	22	3.98	0.00	-0.04	0.00	-0.38	-1.55
		23	-3.98	1.24	0.04	0.00	0.47	0.00
	38	22	-13.69	0.00	-0.02	0.00	0.26	-1.16
		23	13.69	0.93	0.02	0.00	-0.20	0.00
	39	22	-5.58	0.00	0.03	0.00	0.04	-1.16
		23	5.58	0.93	-0.03	0.00	-0.11	0.00
	40	22	11.23	0.00	0.01	0.00	-0.13	-1.16
		23	-11.23	0.93	-0.01	0.00	0.10	0.00
	41	22	22.04	0.00	-0.02	0.00	-0.12	-1.16
		23	-22.04	0.93	0.02	0.00	0.18	0.00
43	23	23	1.30	1.39	0.00	0.00	0.00	0.00
		24	-1.30	-0.28	0.00	0.00	0.00	1.67
	24	23	1.96	1.24	0.00	0.00	0.00	0.00
		24	-1.96	-0.25	0.00	0.00	0.00	1.49
	25	23	1.84	1.24	0.00	0.00	0.00	0.00
		24	-1.84	-0.25	0.00	0.00	0.00	1.49
	26	23	-19.09	1.24	0.08	0.00	0.06	0.00
		24	19.09	-0.25	-0.08	0.00	-0.22	1.49
	27	23	-11.43	1.24	0.08	0.00	-0.04	0.00
		24	11.43	-0.25	-0.08	0.00	-0.12	1.49
	28	23	2.85	1.24	0.07	0.00	-0.27	0.00
		24	-2.85	-0.25	-0.07	0.00	0.13	1.49
	29	23	11.76	1.24	0.07	0.00	-0.32	0.00
		24	-11.76	-0.25	-0.07	0.00	0.18	1.49
	30	23	-10.31	1.24	0.00	0.00	0.20	0.00
		24	10.31	-0.25	0.00	0.00	-0.21	1.49
	31	23	-2.65	1.24	0.01	0.00	0.10	0.00
		24	2.65	-0.25	-0.01	0.00	-0.11	1.49
	32	23	11.63	1.24	-0.01	0.00	-0.13	0.00
		24	-11.63	-0.25	0.01	0.00	0.15	1.49
	33	23	20.55	1.24	-0.01	0.00	-0.18	0.00
		24	-20.55	-0.25	0.01	0.00	0.19	1.49
	34	23	-27.87	1.24	0.16	0.00	-0.08	0.00
		24	27.87	-0.25	-0.16	0.00	-0.24	1.49

the scale towards document
Image Engineering Scan Reference Chart TE263 Serial No. 380
Patch Reference numbers on UTT

MEMBER END FORCES STRUCTURE TYPE = SPACE

ALL UNITS ARE -- KN METE (LOCAL)

MEMBER	LOAD	JT	AXIAL	SHEAR-Y	SHEAR-Z	TORSION	MOM-Y	MOM-Z
	35	23	-20.21	1.24	0.16	0.00	-0.18	0.00
		24	20.21	-0.25	-0.16	0.00	-0.14	1.49
	36	23	-5.93	1.24	0.15	0.00	-0.41	0.00
		24	5.93	-0.25	-0.15	0.00	0.12	1.49
	37	23	2.98	1.24	0.15	0.00	-0.46	0.00
		24	-2.98	-0.25	-0.15	0.00	0.16	1.49
	38	23	-11.24	0.93	0.00	0.00	0.20	0.00
		24	11.24	-0.19	0.00	0.00	-0.20	1.12
	39	23	-3.58	0.93	0.00	0.00	0.10	0.00
		24	3.58	-0.19	0.00	0.00	-0.11	1.12
	40	23	10.70	0.93	-0.01	0.00	-0.13	0.00
		24	-10.70	-0.19	0.01	0.00	0.15	1.12
	41	23	19.61	0.93	-0.01	0.00	-0.18	0.00
		24	-19.61	-0.19	0.01	0.00	0.19	1.12
44	23	24	1.30	0.28	0.00	0.00	0.00	-1.67
		25	-1.30	0.84	0.00	0.00	0.00	1.12
	24	24	1.96	0.25	0.00	0.00	0.00	-1.49
		25	-1.96	0.74	0.00	0.00	-0.01	0.99
	25	24	1.84	0.25	0.00	0.00	0.00	-1.49
		25	-1.84	0.74	0.00	0.00	0.00	0.99
	26	24	-19.09	0.25	0.08	0.00	0.22	-1.49
		25	19.09	0.74	-0.08	0.00	-0.38	0.99
	27	24	-11.43	0.25	0.08	0.00	0.12	-1.49
		25	11.43	0.74	-0.08	0.00	-0.29	0.99
	28	24	2.85	0.25	0.07	0.00	-0.13	-1.49
		25	-2.85	0.74	-0.07	0.00	-0.01	0.99
	29	24	11.76	0.25	0.07	0.00	-0.18	-1.49
		25	-11.76	0.74	-0.07	0.00	0.03	0.99
	30	24	-10.31	0.25	0.00	0.00	0.21	-1.49
		25	10.31	0.74	0.00	0.00	-0.21	0.99
	31	24	-2.65	0.25	0.01	0.00	0.11	-1.49
		25	2.65	0.74	-0.01	0.00	-0.12	0.99
	32	24	11.63	0.25	-0.01	0.00	-0.15	-1.49
		25	-11.63	0.74	0.01	0.00	0.16	0.99
	33	24	20.55	0.25	-0.01	0.00	-0.19	-1.49
		25	-20.55	0.74	0.01	0.00	0.20	0.99
	34	24	-27.87	0.25	0.16	0.00	0.24	-1.49
		25	27.87	0.74	-0.16	0.00	-0.55	0.99
	35	24	-20.21	0.25	0.16	0.00	0.14	-1.49
		25	20.21	0.74	-0.16	0.00	-0.46	0.99
	36	24	-5.93	0.25	0.15	0.00	-0.12	-1.49
		25	5.93	0.74	-0.15	0.00	-0.18	0.99
	37	24	2.98	0.25	0.15	0.00	-0.16	-1.49
		25	-2.98	0.74	-0.15	0.00	-0.14	0.99
	38	24	-11.24	0.19	0.00	0.00	0.20	-1.12
		25	11.24	0.56	0.00	0.00	-0.20	0.74

the scale towards document
Image Engineering Scan Reference Chart TE263 Serial No. 380

MEMBER END FORCES STRUCTURE TYPE = SPACE

ALL UNITS ARE -- KN METE (LOCAL)

MEMBER	LOAD	JT	AXIAL	SHEAR-Y	SHEAR-Z	TORSION	MOM-Y	MOM-Z
	39	24	-3.58	0.19	0.00	0.00	0.11	-1.12
		25	3.58	0.56	0.00	0.00	-0.11	0.74
	40	24	10.70	0.19	-0.01	0.00	-0.15	-1.12
		25	-10.70	0.56	0.01	0.00	0.17	0.74
	41	24	19.61	0.19	-0.01	0.00	-0.19	-1.12
		25	-19.61	0.56	0.01	0.00	0.21	0.74
45	23	25	1.30	-0.84	0.00	0.00	0.00	-1.12
		26	-1.30	1.39	0.00	0.00	0.00	0.00
	24	25	1.96	-0.74	0.00	0.00	0.01	-0.99
		26	-1.96	1.24	0.00	0.00	-0.01	0.00
	25	25	1.84	-0.74	0.00	0.00	0.00	-0.99
		26	-1.84	1.24	0.00	0.00	-0.01	0.00
	26	25	-19.09	-0.74	0.08	0.00	0.38	-0.99
		26	19.09	1.24	-0.08	0.00	-0.46	0.00
	27	25	-11.43	-0.74	0.08	0.00	0.29	-0.99
		26	11.43	1.24	-0.08	0.00	-0.37	0.00
	28	25	2.85	-0.74	0.07	0.00	0.01	-0.99
		26	-2.85	1.24	-0.07	0.00	-0.08	0.00
	29	25	11.76	-0.74	0.07	0.00	-0.03	-0.99
		26	-11.76	1.24	-0.07	0.00	-0.04	0.00
	30	25	-10.31	-0.74	0.00	0.00	0.21	-0.99
		26	10.31	1.24	0.00	0.00	-0.21	0.00
	31	25	-2.65	-0.74	0.01	0.00	0.12	-0.99
		26	2.65	1.24	-0.01	0.00	-0.13	0.00
	32	25	11.63	-0.74	-0.01	0.00	-0.16	-0.99
		26	-11.63	1.24	0.01	0.00	0.17	0.00
	33	25	20.55	-0.74	-0.01	0.00	-0.20	-0.99
		26	-20.55	1.24	0.01	0.00	0.21	0.00
	34	25	-27.87	-0.74	0.16	0.00	0.55	-0.99
		26	27.87	1.24	-0.16	0.00	-0.70	0.00
	35	25	-20.21	-0.74	0.16	0.00	0.46	-0.99
		26	20.21	1.24	-0.16	0.00	-0.62	0.00
	36	25	-5.93	-0.74	0.15	0.00	0.18	-0.99
		26	5.93	1.24	-0.15	0.00	-0.32	0.00
	37	25	2.98	-0.74	0.15	0.00	0.14	-0.99
		26	-2.98	1.24	-0.15	0.00	-0.29	0.00
	38	25	-11.24	-0.56	0.00	0.00	0.20	-0.74
		26	11.24	0.93	0.00	0.00	-0.20	0.00
	39	25	-3.58	-0.56	0.00	0.00	0.11	-0.74
		26	3.58	0.93	0.00	0.00	-0.12	0.00
	40	25	10.70	-0.56	-0.01	0.00	-0.17	-0.74
		26	-10.70	0.93	0.01	0.00	0.18	0.00
	41	25	19.61	-0.56	-0.01	0.00	-0.21	-0.74
		26	-19.61	0.93	0.01	0.00	0.22	0.00
46	23	26	1.91	73.24	0.22	0.00	0.00	0.00
		27	-1.91	-17.48	-0.22	0.00	-0.36	72.58

the scale towards document
Image Engineering Scan Reference Chart TE263 Serial No. 380
Patch Reference numbers on UTT

MEMBER END FORCES STRUCTURE TYPE = SPACE

ALL UNITS ARE -- KN METE (LOCAL)

MEMBER	LOAD	JT	AXIAL	SHEAR-Y	SHEAR-Z	TORSION	MOM-Y	MOM-Z
	24	26	2.97	144.48	0.37	0.00	0.00	0.00
		27	-2.97	-34.92	-0.37	0.00	-0.59	143.52
	25	26	2.76	128.59	0.34	0.00	0.00	0.00
		27	-2.76	-31.03	-0.34	0.00	-0.54	127.70
	26	26	-10.36	127.36	0.75	0.00	0.00	0.00
		27	10.36	-29.79	-0.75	0.00	-1.20	125.72
	27	26	-3.26	127.69	-0.47	0.00	0.00	0.00
		27	3.26	-30.12	0.47	0.00	0.75	126.25
	28	26	3.45	126.46	0.92	0.00	0.00	0.00
		27	-3.45	-28.90	-0.92	0.00	-1.47	124.29
	29	26	7.39	131.35	0.34	0.00	0.00	0.00
		27	-7.39	-33.78	-0.34	0.00	-0.55	132.10
	30	26	-3.47	127.77	0.71	0.00	0.00	0.00
		27	3.47	-30.21	-0.71	0.00	-1.14	126.38
	31	26	3.62	128.10	-0.50	0.00	0.00	0.00
		27	-3.62	-30.54	0.50	0.00	0.80	126.91
	32	26	10.33	126.88	0.88	0.00	0.00	0.00
		27	-10.33	-29.31	-0.88	0.00	-1.41	124.95
	33	26	14.27	131.76	0.31	0.00	0.00	0.00
		27	-14.27	-34.20	-0.31	0.00	-0.49	132.77
	34	26	-17.24	126.94	0.79	0.00	0.00	0.00
		27	17.24	-29.37	-0.79	0.00	-1.26	125.05
	35	26	-10.15	127.27	-0.43	0.00	0.00	0.00
		27	10.15	-29.71	0.43	0.00	0.69	125.58
	36	26	-3.43	126.04	0.95	0.00	0.00	0.00
		27	3.43	-28.48	-0.95	0.00	-1.52	123.62
	37	26	0.50	130.93	0.38	0.00	0.00	0.00
		27	-0.50	-33.37	-0.38	0.00	-0.61	131.44
	38	26	-4.92	47.99	0.52	0.00	0.00	0.00
		27	4.92	-10.82	-0.52	0.00	-0.84	47.05
	39	26	2.18	48.32	-0.69	0.00	0.00	0.00
		27	-2.18	-11.15	0.69	0.00	1.10	47.58
	40	26	8.89	47.10	0.69	0.00	0.00	0.00
		27	-8.89	-9.93	-0.69	0.00	-1.11	45.62
	41	26	12.83	51.99	0.12	0.00	0.00	0.00
		27	-12.83	-14.81	-0.12	0.00	-0.19	53.44
47	23	27	0.32	9.22	-0.10	0.00	0.36	-72.56
		28	-0.32	51.90	0.10	0.00	0.00	0.00
	24	27	0.55	16.84	-0.17	0.00	0.59	-143.47
		28	-0.55	101.23	0.17	0.00	0.00	0.00
	25	27	0.50	15.11	-0.16	0.00	0.54	-127.66
		28	-0.50	90.21	0.16	0.00	0.00	0.00
	26	27	-13.53	15.70	-0.35	0.00	1.20	-125.68
		28	13.53	89.62	0.35	0.00	0.00	0.00
	27	27	-7.15	15.54	0.22	0.00	-0.75	-126.20
		28	7.15	89.78	-0.22	0.00	0.00	0.00

the scale towards document
Image Engineering Scan Reference Chart TE263 Serial No. 280
Patch Reference numbers on UTT

MEMBER END FORCES STRUCTURE TYPE = SPACE

ALL UNITS ARE -- KN METE (LOCAL)

MEMBER	LOAD	JT	AXIAL	SHEAR-Y	SHEAR-Z	TORSION	MOM-Y	MOM-Z
	28	27	-5.33	16.12	-0.43	0.00	1.47	-124.25
		28	5.33	89.20	0.43	0.00	0.00	0.00
	29	27	12.58	13.82	-0.16	0.00	0.55	-132.06
		28	-12.58	91.50	0.16	0.00	0.00	0.00
	30	27	-6.18	15.50	-0.33	0.00	1.14	-126.34
		28	6.18	89.82	0.33	0.00	0.00	0.00
	31	27	0.19	15.35	0.24	0.00	-0.80	-126.87
		28	-0.19	89.98	-0.24	0.00	0.00	0.00
	32	27	2.02	15.92	-0.41	0.00	1.41	-124.91
		28	-2.02	89.40	0.41	0.00	0.00	0.00
	33	27	19.92	13.62	-0.14	0.00	0.49	-132.73
		28	-19.92	91.70	0.14	0.00	0.00	0.00
	34	27	-20.87	15.89	-0.37	0.00	1.26	-125.01
		28	20.87	89.43	0.37	0.00	0.00	0.00
	35	27	-14.49	15.74	0.20	0.00	-0.69	-125.54
		28	14.49	89.58	-0.20	0.00	0.00	0.00
	36	27	-12.67	16.31	-0.45	0.00	1.52	-123.58
		28	12.67	89.01	0.45	0.00	0.00	0.00
	37	27	5.24	14.02	-0.18	0.00	0.61	-131.39
		28	-5.24	91.31	0.18	0.00	0.00	0.00
	38	27	-6.47	6.54	-0.25	0.00	0.84	-47.04
		28	6.47	34.21	0.25	0.00	0.00	0.00
	39	27	-0.09	6.38	0.32	0.00	-1.10	-47.57
		28	0.09	34.36	-0.32	0.00	0.00	0.00
	40	27	1.74	6.96	-0.33	0.00	1.11	-45.61
		28	-1.74	33.78	0.33	0.00	0.00	0.00
	41	27	19.64	4.66	-0.06	0.00	0.19	-53.42
		28	-19.64	36.08	0.06	0.00	0.00	0.00
48	23	29	97.49	0.62	0.05	0.00	-0.19	0.96
		21	-106.16	-0.62	-0.05	0.00	0.02	1.22
	24	29	105.61	0.94	0.04	0.00	-0.31	1.37
		21	-113.32	-0.94	-0.04	0.00	0.16	1.92
	25	29	133.14	0.88	0.08	0.00	-0.37	1.28
		21	-140.86	-0.88	-0.08	0.00	0.08	1.80
	26	29	59.61	2.36	-6.21	-0.21	20.27	16.79
		21	-67.32	-2.36	6.21	0.21	1.46	-8.53
	27	29	193.40	3.44	3.50	0.13	-13.19	14.87
		21	-201.11	-3.44	-3.50	-0.13	0.94	-2.84
	28	29	-190.54	-6.80	-0.62	0.26	1.60	22.20
		21	182.83	6.80	0.62	-0.26	0.57	-46.01
	29	29	350.26	8.38	5.23	0.18	-15.68	-27.53
		21	-357.98	-8.38	-5.23	-0.18	-2.63	56.85
	30	29	53.40	1.74	-6.50	-0.31	21.35	11.38
		21	-61.11	-1.74	6.50	0.31	1.41	-5.29
	31	29	187.19	2.82	3.21	0.02	-12.11	9.46
		21	-194.90	-2.82	-3.21	-0.02	0.89	0.40

MEMBER END FORCES STRUCTURE TYPE = SPACE

ALL UNITS ARE -- KN METE (LOCAL)

MEMBER	LOAD	JT	AXIAL	SHEAR-Y	SHEAR-Z	TORSION	MOM-Y	MOM-Z
	32	29	-196.75	-7.42	-0.91	0.16	2.68	16.79
		21	189.04	7.42	0.91	-0.16	0.51	-42.77
	33	29	344.05	7.76	4.94	0.07	-14.60	-32.94
		21	-351.76	-7.76	-4.94	-0.07	-2.68	60.09
	34	29	65.82	2.98	-5.92	-0.11	19.19	22.19
		21	-73.53	-2.98	5.92	0.11	1.52	-11.77
	35	29	199.61	4.06	3.79	0.23	-14.27	20.28
		21	-207.32	-4.06	-3.79	-0.23	1.00	-6.08
	36	29	-184.33	-6.19	-0.33	0.37	0.52	27.60
		21	176.62	6.19	0.33	-0.37	0.63	-49.25
	37	29	356.47	8.99	5.52	0.28	-16.76	-22.13
		21	-364.19	-8.99	-5.52	-0.28	-2.57	53.61
	38	29	16.57	1.29	-6.51	-0.32	21.51	10.76
		21	-22.35	-1.29	6.51	0.32	1.29	-6.22
	39	29	150.36	2.37	3.20	0.02	-11.96	8.84
		21	-156.14	-2.37	-3.20	-0.02	0.77	-0.53
	40	29	-233.58	-7.87	-0.92	0.16	2.84	16.17
		21	227.80	7.87	0.92	-0.16	0.39	-43.70
	41	29	307.23	7.31	4.93	0.07	-14.44	-33.56
		21	-313.01	-7.31	-4.93	-0.07	-2.80	59.16
49	23	30	108.33	-0.05	0.24	0.00	-0.54	-0.35
		23	-117.01	0.05	-0.24	0.00	-0.29	0.17
	24	30	124.05	-0.13	0.35	0.00	-0.77	-0.83
		23	-131.76	0.13	-0.35	0.00	-0.44	0.39
	25	30	182.19	-0.12	0.32	0.00	-0.71	-0.80
		23	-189.90	0.12	-0.32	0.00	-0.41	0.38
	26	30	76.86	-10.91	3.01	-0.01	-9.61	-14.22
		23	-84.57	10.91	-3.01	0.01	-0.92	-23.96
	27	30	86.65	3.36	2.54	0.00	-7.93	-6.68
		23	-94.36	-3.36	-2.54	0.00	-0.97	18.42
	28	30	409.20	14.63	1.73	0.02	-11.07	39.75
		23	-416.91	-14.63	-1.73	-0.02	5.01	11.47
	29	30	-184.42	14.89	-3.02	-0.01	15.52	41.16
		23	176.71	-14.89	3.02	0.01	-4.95	10.97
	30	30	96.93	-18.22	2.35	-0.01	-7.12	-33.93
		23	-104.64	18.22	-2.35	0.01	-1.11	-29.83
	31	30	106.72	-3.95	1.89	0.01	-5.44	-26.38
		23	-114.43	3.95	-1.89	-0.01	-1.16	12.56
	32	30	429.27	7.33	1.07	0.03	-8.58	20.05
		23	-436.98	-7.33	-1.07	-0.03	4.82	5.61
	33	30	-164.35	7.59	-3.68	0.00	18.01	21.46
		23	156.64	-7.59	3.68	0.00	-5.14	5.10
	34	30	56.78	-3.61	3.66	-0.02	-12.09	5.48
		23	-64.50	3.61	-3.66	0.02	-0.73	-18.10
	35	30	66.58	10.66	3.20	0.00	-10.41	13.03
		23	-74.29	-10.66	-3.20	0.00	-0.78	24.29

the scale towards document
Image Engineering Scan Reference Chart TE263 Serial No. 380
Patch Reference numbers on UTT

MEMBER END FORCES STRUCTURE TYPE = SPACE

ALL UNITS ARE -- KN METE (LOCAL)

MEMBER	LOAD	JT	AXIAL	SHEAR-Y	SHEAR-Z	TORSION	MOM-Y	MOM-Z
	36	30	389.12	21.94	2.39	0.02	-13.55	59.45
		23	-396.84	-21.94	-2.39	-0.02	5.20	17.33
	37	30	-204.49	22.20	-2.36	-0.01	13.04	60.86
		23	196.78	-22.20	2.36	0.01	-4.76	16.83
	38	30	50.65	-18.14	2.19	-0.01	-6.77	-33.43
		23	-56.43	18.14	-2.19	0.01	-0.90	-30.06
	39	30	60.44	-3.87	1.73	0.01	-5.09	-25.88
		23	-66.23	3.87	-1.73	-0.01	-0.96	12.33
	40	30	382.99	7.41	0.91	0.03	-8.23	20.54
		23	-388.77	-7.41	-0.91	-0.03	5.03	5.38
	41	30	-210.63	7.66	-3.84	0.00	18.36	21.95
		23	204.84	-7.66	3.84	0.00	-4.93	4.88
50	23	31	98.61	0.68	0.41	0.00	-0.77	0.07
		411	-101.50	-0.68	-0.41	0.00	0.29	0.73
	24	31	124.97	1.97	0.68	0.00	-1.31	-0.33
		411	-127.54	-1.97	-0.68	0.00	0.51	2.63
	25	31	190.33	1.20	0.63	0.00	-1.19	-0.38
		411	-192.90	-1.20	-0.63	0.00	0.46	1.78
	26	31	-68.25	-23.60	6.94	0.31	-18.76	12.10
		411	65.68	23.60	-6.94	-0.31	10.66	-39.63
	27	31	308.27	29.07	6.39	-0.05	-16.54	-10.95
		411	-310.84	-29.07	-6.39	0.05	9.08	44.87
	28	31	121.23	10.18	2.60	-0.01	-16.31	-10.67
		411	-123.80	-10.18	-2.60	0.01	13.28	22.54
	29	31	96.76	0.00	-5.86	-0.37	25.66	-0.56
		411	-99.34	0.00	5.86	0.37	-18.82	0.57
	30	31	-64.91	-25.01	5.32	0.32	-13.78	13.68
		411	62.34	25.01	-5.32	-0.32	7.57	-42.85
	31	31	311.60	27.66	4.77	-0.04	-11.55	-9.37
		411	-314.17	-27.66	-4.77	0.04	5.99	41.65
	32	31	124.57	8.77	0.98	-0.01	-11.33	-9.10
		411	-127.14	-8.77	-0.98	0.01	10.19	19.33
	33	31	100.10	-1.41	-7.48	-0.37	30.64	1.01
		411	-102.67	1.41	7.48	0.37	-21.92	-2.65
	34	31	-71.58	-22.19	8.56	0.31	-23.74	10.53
		411	69.01	22.19	-8.56	-0.31	13.75	-36.41
	35	31	304.93	30.48	8.01	-0.05	-21.52	-12.52
		411	-307.50	-30.48	-8.01	0.05	12.17	48.08
	36	31	117.90	11.59	4.22	-0.02	-21.29	-12.24
		411	-120.47	-11.59	-4.22	0.02	16.37	25.76
	37	31	93.43	1.41	-4.24	-0.38	20.68	-2.14
		411	-96.00	-1.41	4.24	0.38	-15.73	3.78
	38	31	-116.68	-26.25	4.98	0.31	-13.11	13.98
		411	114.75	26.25	-4.98	-0.31	7.30	-44.60
	39	31	259.84	26.42	4.43	-0.05	-10.89	-9.07
		411	-261.76	-26.42	-4.43	0.05	5.72	39.90

