ARCADIS
Ingek. d.d. 15 JUN 2009
Pr.nr. 322 275-1dg Voor
Akte: Kopie
[redacted]
601/0491 - 20[redacted]
CONSTRUCTIE AKOUDHO

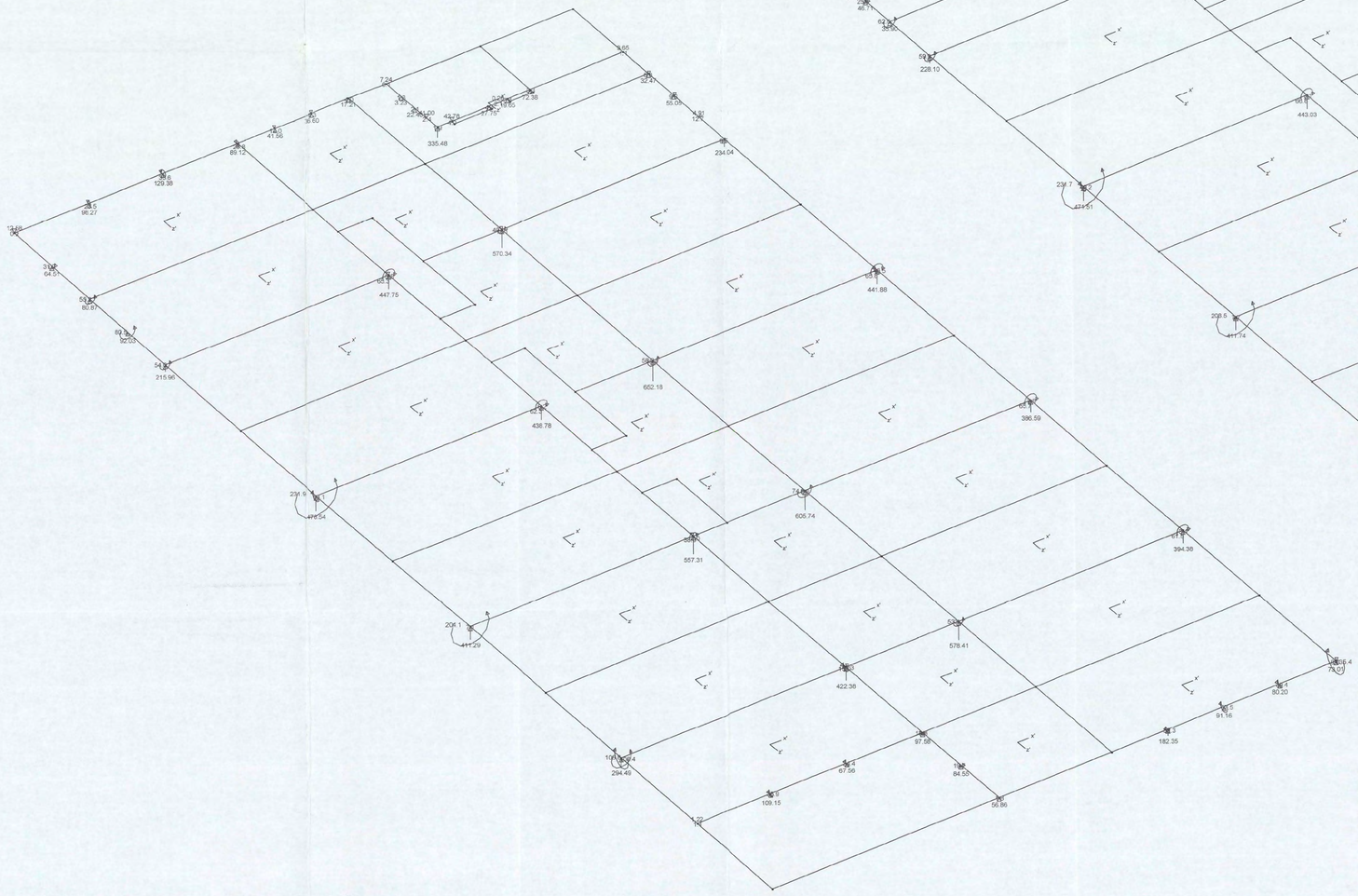

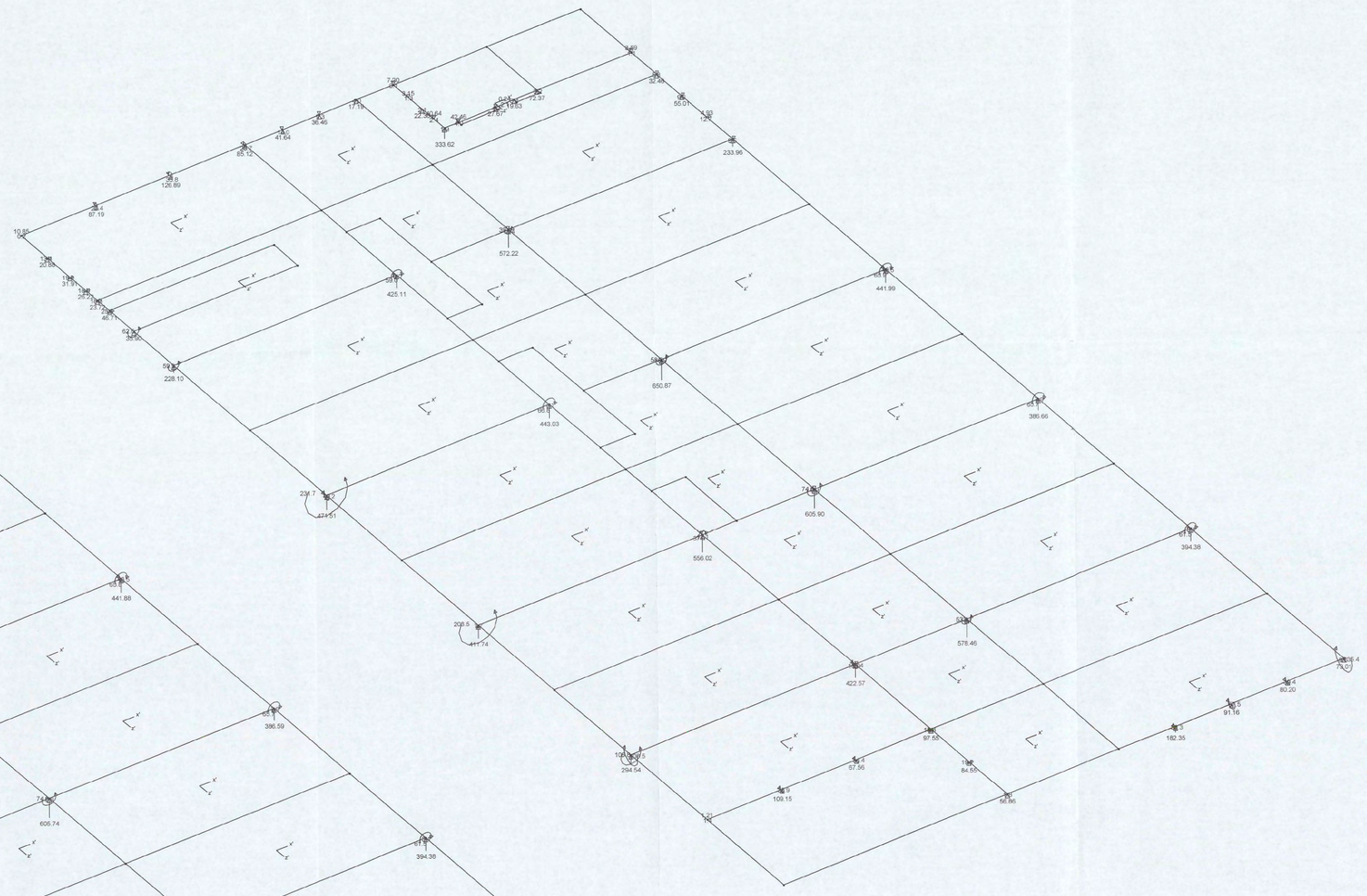

D:\Mijn documenten\[redacted]derde\derde.PWP : Piot - Reacties (kN/m) - U.G.T. min.-max.



D:\Mijn documenten\[redacted]derdelderde.PWP : Plot - Reacties (kN, kNm, kN/m) - U.G.T. max.

ARCADIS
Ingek. d.d. 15 MEI 2006
Prm. 32/1256.96 door [redacted]
Actie | Kopie

80 1 / 0 4 9 1 - 2006 [redacted]
CONSTRUCTIE AKKOORD
[redacted]



D:\Mijn documenten\[redacted]derde\derde.PWP : Plot - Bovenwapening // x'-as (mm²/m)

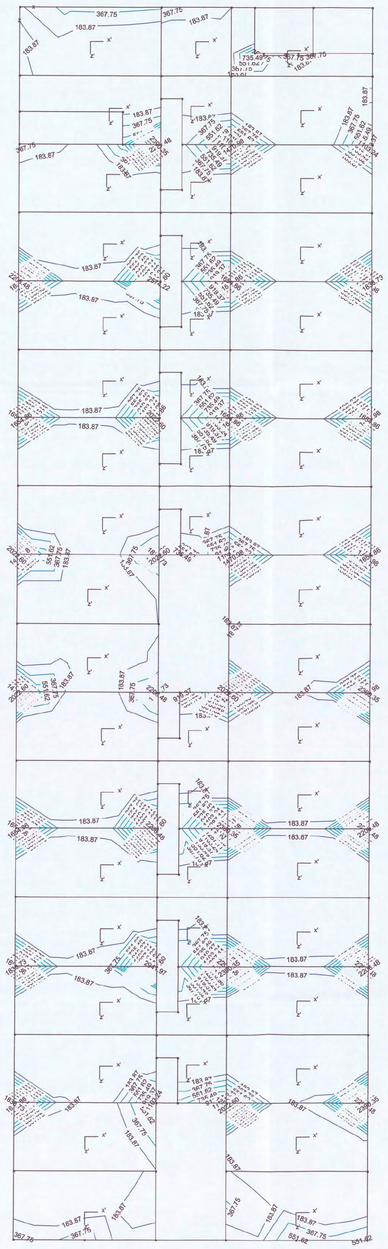

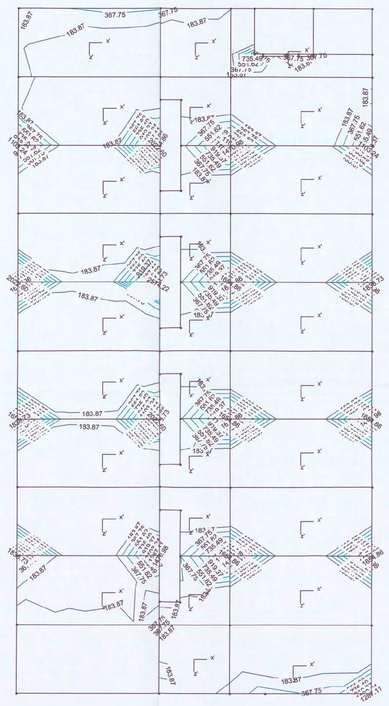

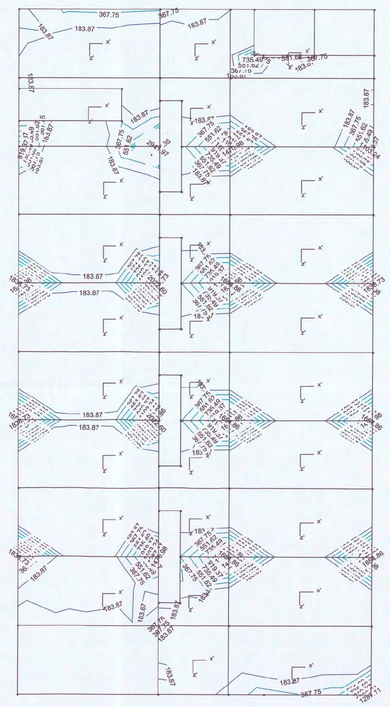



ARCADIS
Ingek. d.d. 15 MEI 2006
Proj. door
Actie Kopie

60 1 0491 - 2004
CONSTRUCTIE AKKOORD

D:\Mijn documenten\[redacted]derde\derde.PWP : Plot - Onderwapening // z'-as (mm²/m)

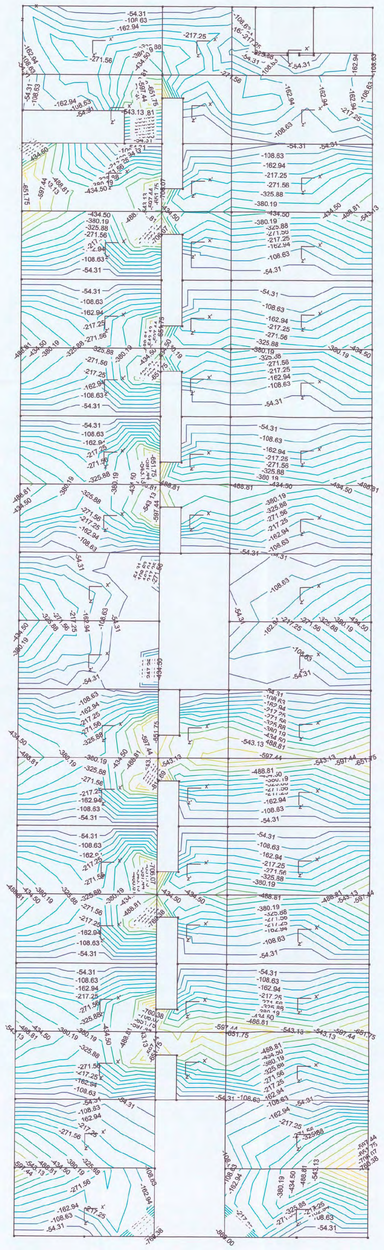

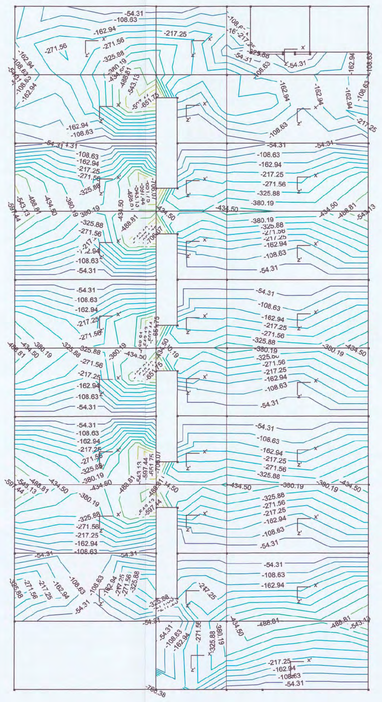

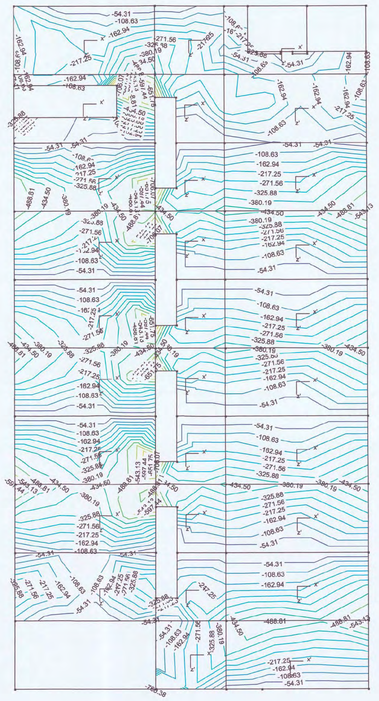



ARCADIS
Ingek. d.d. 15 MEI 2008
Pr.nr. 237[illegible]-156 Voor
Actie Kopie

GO1/0491 - 2008
CONSTRUCTIE AKKOORD [illegible]

D:\Mijn documenten\[redacted]derde\derde.PWP : Plot - Onderwapening // x'-as (mm²/m)

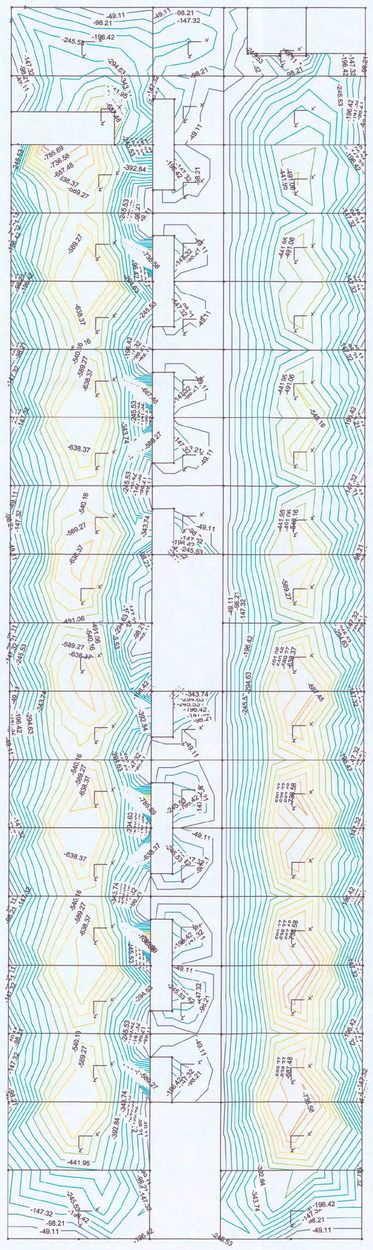

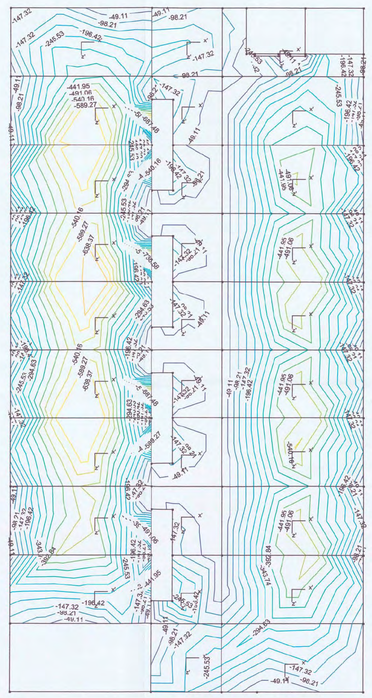

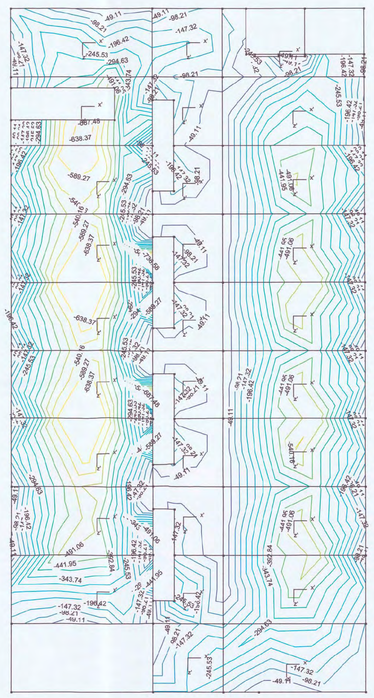

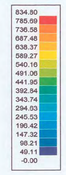

ARCADIS
Ingek. d.d. 15 MEI 2006
Pr.nr. 327126-179 Voor [redacted]
Actie Kopie

601/0491 - 7002 [redacted]
CONSTRUCTIE AKKOORD

D:\Mijn documenten\[redacted]derde\derde.PWP : Plot - Bovenwapening // x'-as (mm²/m)

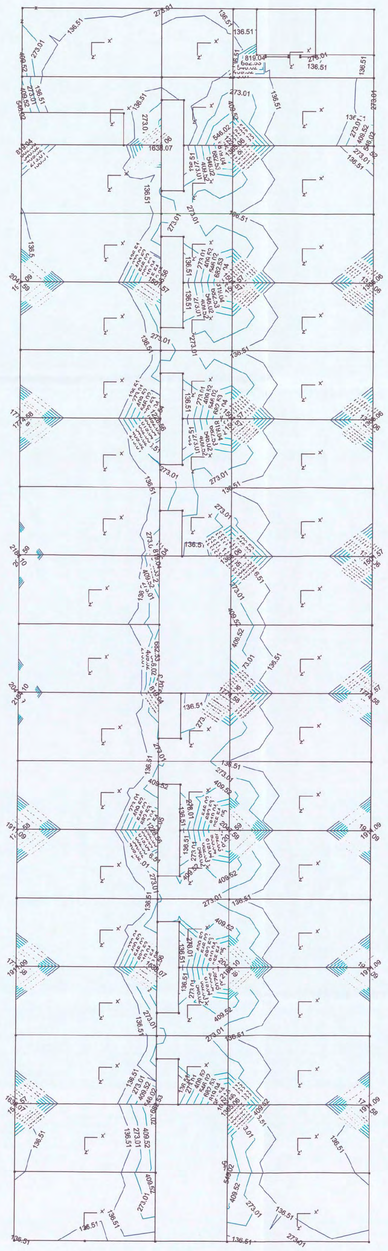

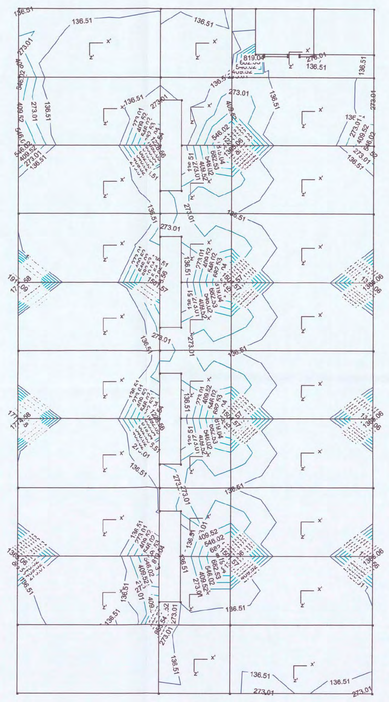

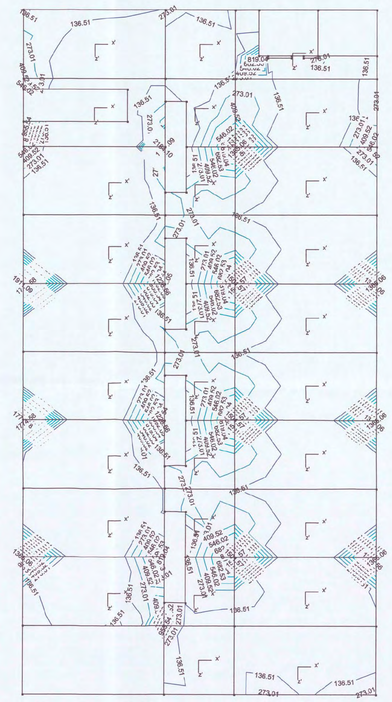

2320.01
2164.10
2047.59
1911.09
1774.58
1638.07
1501.57
1365.06
1228.56
1092.05
955.54
819.04
682.53
546.02
409.52
273.01
136.51
0.00

ARCADIS
Ingek. d.d. 15 MEI 2006
Pr.nr. 3471250-1256 Voor
Actie Kopie

GO1/0491 - 2006
CONSTRUCTIE AKKOORD
[redacted]

StuBeCo bvba
Studiebureel voor Berekening
van Constructies

[redacted]
Fax&[redacted]
e-mail info@stubeco.be

Overpelt, 31-5-2006,

AIRDECK
LICHTGEWICHTVLOEREN

Definitief 30/05/2006

06003n02.doc

Shell NTC Amsterdam

Airdeck rekennota; gebouw 2G en 2J

Hoofdconstructeur: Arcadis
Bouw en vastgoed
[redacted]
Gevers Deynootweg 93
Postbus 84319
2508 AH De Haag

Aannemer: Heijmans IBC bouw Amsterdam
Walaardt Sacréstraat 415
1117 BM Schiphol-Oost

[redacted]

GO 1 / 0491 - 2004
CONSTRUCTIE AKKOORD
362

[redacted]

ARCADIS
Ingek. d.d. 15 JUN 2006
Pr.nr. 327.256-136g Voor [redacted]
Actie Kopie

Detaillering plaatwapening

Algemeen

Zie voorbeeldnota voor definitie symbolen en benoemde sneden
Blauwe waarden zijn manueel in te vullen
Resultaten zijn paars ingekleurd

Materiaalkarakteristieken

Beton B	35	N/mm²
veiligheid op druk	1.20	N/mm²
veiligheid op trek	1.40	N/mm²
f'b	21.00	N/mm²
fb	1.40	N/mm²
fbm	2.80	N/mm²
fbr	3.70	N/mm²
E'b	31000	N/mm²
E'b,gered	10000	N/mm²
Betonstaal	500	N/mm²
veiligheid	1.15	
fyd	435	N/mm²

kc	2.60	RV < 60%
kd	0.70	cementklasse 42,5 + 28 dagen tot ontkisten
kb	1.00	B35
kh	0.84	met hm = 280x0,75 cfr. CUR86 met verrekening verhouding gewichtreductie
kt	1.00	oneindige lange belastingtijd
Φ	1.53	< Φmax = 3.2

μ = poisson = 0.2

Geometrie + controle volgens art. 9.1.2. VBC

Vloerdikte	280	mm	< 400 mm
Dekking op wapening	25	mm	Milieuklasse XC4
Afstand boxen	300	mm	
Boxafmeting boven	185	mm	< 1200 mm
Boxafmeting onder	210	mm	
Spiegeldikte	50	mm	> 30 mm of 1/10e afstand boxen
Ribbreedte	102.5	mm	> 60 mm
Maximaal granulaat	20	mm	< spiegeldikte/2,5
Gemiddelde staafdiar	10	mm	
Tot as wap x-richting	30	mm	= langsrichting breedplaat = met trallieliggers mee
Tot as wap z-richting	40	mm	= dwarsrichting breedplaat = loodrecht op trallieliggers
Dikte onderschil	60	mm	

Schematisering plaat

MRdmax, overgang T	180.6	kNm/m	vereenvoudigde methode NVN-ENV1992-1-1
Doorsnede basisnet	188	mm²/m	basisnet 150x150x6x6
kolomafstand x	7200	mm	
kolomafstand z	7200	mm	
minimum wap x	450	mm²/m	
minimum wap z	432	mm²/m	

Detaillering bovenwapening

MIDDENKOLOM, assen 44 en 55

lengte = x	400	mm	= afmeting // langsrichting breedplaat = met trallieliggers mee
breedte = z	400	mm	= afmeting dwarsrichting breedplaat = loodrecht op trallieliggers
hoogte onder	3850	mm	
hoogte boven	3850	mm	
Cx	33247	kNm/rad	raamwerkmethode art. 7.7 VBC
Cz	33247	kNm/rad	raamwerkmethode art. 7.7 VBC
kolomstrookbreedte x	3600	mm	= voor wapening // langsrichting breedplaat
kolomstrookbreedte z	2700	mm	= voor wapening loodrecht op langsrichting breedplaat
Sx	1420	mm	= kolombreedte + 1,5xkolomlengte + 1,5xplaatdikte
Sz	1420	mm	= kolomlengte + 1,5xkolombreedte + 1,5xplaatdikte

wapeningbreedte x	7200	mm	opgemeten uit rekenmodel		
piekwaarde	1163	mm²/m	afgelezen uit rekenmodel		
benodigde bijleg wapening	3510	mm²	zie artikel 6.1. Voorbeeld berekening		
verdeeld	2106	mm²	over	3600 mm	585 mm²/m
strook	1404	mm²	over	1420 mm	989 mm²/m
verdeeld	585	mm²/m	over	2180 mm	1275 mm²

strook	1574	mm²/m	over	1420	mm	2235 mm²
diameter verdeeld	12	aantal	12	uiteindelijke sectie		1357 mm²
diameter strook	16	aantal	12	uiteindelijke sectie		2413 mm²
				resultaat > benodigde		3770 mm²
lengte verdeelwap.	4000	verankering	88	totale staaflengte		4200 mm
lengte strookwap.	4100	verankering	102	totale staaflengte		4300 mm

wapeningbreedte z	4500	mm	opgemeten uit rekenmodel		
piekwaarde	1013	mm²/m	afgelezen uit rekenmodel		
benodigde bijleg wapening	2053	mm²	zie artikel 6.6. Voorbeeld berekening		
verdeeld	1232	mm²	over	2700 mm	456 mm²/m
strook	821	mm²	over	1420 mm	578 mm²/m
verdeeld	456	mm²/m	over	1280 mm	584 mm²
strook	1035	mm²/m	over	1420 mm	1469 mm²
diameter verdeeld	12	aantal	5	uiteindelijke sectie	565 mm²
diameter strook	16	aantal	8	uiteindelijke sectie	1608 mm²
				resultaat > benodigde	2174 mm²
lengte verdeelwap.	2550	verankering	105	totale staaflengte	2750 mm
lengte strookwap.	3000	verankering	102	totale staaflengte	3200 mm

RANDKOLOM MET BALK (Links + Rechts 2G&J), assen 41, 46, 52 en 57

lengte = x	350	mm	= afmeting // langsrichting breedplaat = met trallieliggers mee
breedte = z	1000	mm	= afmeting dwarsrichting breedplaat = loodrecht op trallieliggers
hoogte onder	3850	mm	
hoogte boven	3850	mm	
Cx	55682	kNm/rad	raamwerkmethode art. 7.7 VBC
Cz	454545	kNm/rad	raamwerkmethode art. 7.7 VBC
kolomstrookbreedte x	3600	mm	= voor wapening // langsrichting breedplaat
kolomstrookbreedte z	1800	mm	= voor wapening loodrecht op langsrichting breedplaat
Sx	1705	mm	= kolombreedte + 1,5xkolomlengte in betonvloer + 1,5xplaatdikte
Sz	1150	mm	= kolomlengte in betonvloer + 0,75xkolombreedte + 0,75xplaatdikte

wapeningbreedte x	5400	mm	opgemeten uit rekenmodel			
piekwaarde	775	mm²/m	afgelezen uit rekenmodel			
benodigde bijleg wapening	1585	mm²	zie artikel 6.3. Voorbeeld berekening			
verdeeld	951	mm²	over	3600	mm	264 mm²/m
strook	634	mm²	over	1705	mm	372 mm²/m
verdeeld	264	mm²/m	over	1895	mm	501 mm²
strook	636	mm²/m	over	1705	mm	1084 mm²
diameter verdeeld	8	aantal	10	uiteindelijke sectie		503 mm²
diameter strook	12	aantal	10	uiteindelijke sectie		1131 mm²
				resultaat > benodigde		1634 mm²
lengte verdeelwap.	1300	verankering	87	totale staaflengte		1450 mm
lengte strookwap.	2000	verankering	82	totale staaflengte		2150 mm

wapeningbreedte z	1500	mm	opgemeten uit rekenmodel			
piekwaarde	608	mm²/m	afgelezen uit rekenmodel			
benodigde bijleg wapening	315	mm²	zie artikel 6.8. Voorbeeld berekening			
verdeeld	189	mm²	over	1800	mm	105 mm²/m
strook	126	mm²	over	1150	mm	110 mm²/m
verdeeld	105	mm²/m	over	650	mm	68 mm²
strook	215	mm²/m	over	1150	mm	247 mm²
diameter verdeeld	8	aantal	2	uiteindelijke sectie		101 mm²
diameter strook	12	aantal	2	uiteindelijke sectie		226 mm²
				resultaat > benodigde		327 mm²
lengte verdeelwap.	1500	verankering	134	totale staaflengte		1750 mm
lengte strookwap.	2900	verankering	168	totale staaflengte		3250 mm

MIDDENKOLOM TEGEN OPENING, assen 43-127+129 en 54-129

lengte = x	400	mm	= afmeting // langsrichting breedplaat = met trallieliggers mee
breedte = z	400	mm	= afmeting dwarsrichting breedplaat = loodrecht op trallieliggers
hoogte onder	3850	mm	
hoogte boven	3850	mm	
Cx	33247	kNm/rad	raamwerkmethode art. 7.7 VBC
Cz	33247	kNm/rad	raamwerkmethode art. 7.7 VBC
kolomstrookbreedte x	3600	mm	= voor wapening // langsrichting breedplaat
kolomstrookbreedte z	2000	mm	= voor wapening loodrecht op langsrichting breedplaat
Sx	1420	mm	= kolombreedte + 1,5xkolomlengte + 1,5xplaatdikte
Sz	910	mm	= kolomlengte + 0,75xkolombreedte + 0,75xplaatdikte

wapeningbreedte x	6400	mm	opgemeten uit rekenmodel			
piekwaarde	1356	mm²/m	afgelezen uit rekenmodel			
benodigde bijleg wapening	3738	mm²	zie artikel 6.4. Voorbeeld berekening			
verdeeld	2243	mm²	over	3600	mm	623 mm²/m

strook	1495	mm²	over		1420	mm	1053 mm²/m
verdeeld	623	mm²/m	over		2180	mm	1358 mm²
strook	1676	mm²/m	over		1420	mm	2380 mm²
diameter verdeeld	12	aantal		12	uiteindelijke sectie		1357 mm²
diameter strook	16	aantal		12	uiteindelijke sectie		2413 mm²
					resultaat > benodigde		3770 mm²
lengte verdeelwap.	1850	verankering		84	totale staaflengte		2000 mm
lengte strookwap.	2050	verankering		102	totale staaflengte		2250 mm

wapeningbreedte z	3000	mm	opgemeten uit rekenmodel
piekwaarde	2229	mm²/m	afgelezen uit rekenmodel
benodigde bijleg wapening	3062	mm²	zie artikel 6.9. Voorbeeld berekening

verdeeld	1837	mm²	over		2000	mm	918 mm²/m
strook	1225	mm²	over		910	mm	1346 mm²/m
verdeeld	918	mm²/m	over		1090	mm	1001 mm²
strook	2264	mm²/m	over		910	mm	2060 mm²
diameter verdeeld	12	aantal		9	uiteindelijke sectie		1018 mm²
diameter strook	16	aantal		11	uiteindelijke sectie		2212 mm²
					resultaat > benodigde		3230 mm²
lengte verdeelwap.	2000	verankering		72	totale staaflengte		2150 mm
lengte strookwap.	3300	verankering		102	totale staaflengte		3500 mm

MIDDENKOLOM TEGEN HALVE OPENING, as 43-131 en 54-131

lengte = x	400	mm	= afmeting // langsrichting breedplaat = met trallieliggers mee
breedte = z	400	mm	= afmeting dwarsrichting breedplaat = loodrecht op trallieliggers
hoogte onder	3850	mm	
hoogte boven	3850	mm	
Cx	33247	kNm/rad	raamwerkmethode art. 7.7 VBC
Cz	33247	kNm/rad	raamwerkmethode art. 7.7 VBC
kolomstrookbreedte x	3600	mm	= voor wapening // langsrichting breedplaat
kolomstrookbreedte z	2000	mm	= voor wapening loodrecht op langsrichting breedplaat
Sx	1420	mm	= kolombreedte + 1,5xkolomlengte + 1,5xplaatdikte
Sz	910	mm	= kolomlengte + 0,75xkolombreedte + 0,75xplaatdikte

wapeningbreedte x	5240	mm	opgemeten uit rekenmodel
piekwaarde	3294	mm²/m	afgelezen uit rekenmodel
benodigde bijleg wapening	8138	mm²	zie artikel 6.4. Voorbeeld berekening

verdeeld	4883	mm²	over		3600	mm	1356 mm²/m
strook	3255	mm²	over		1420	mm	2292 mm²/m
verdeeld	1356	mm²/m	over		2180	mm	2957 mm²
strook	3649	mm²/m	over		1420	mm	5181 mm²
diameter verdeeld	16	aantal		15	uiteindelijke sectie		3016 mm²
diameter strook	20	aantal		17	uiteindelijke sectie		5341 mm²
					resultaat > benodigde		8357 mm²
lengte verdeelwap.	1850	verankering		102	totale staaflengte		2050 mm
lengte strookwap.	2050	verankering		133	totale staaflengte		2300 mm

wapeningbreedte z	2200	mm	opgemeten uit rekenmodel
piekwaarde	3444	mm²/m	afgelezen uit rekenmodel
benodigde bijleg wapening	3582	mm²	zie artikel 6.9. Voorbeeld berekening

verdeeld	2149	mm²	over		2000	mm	1074 mm²/m
strook	1433	mm²	over		910	mm	1574 mm²/m
verdeeld	1074	mm²/m	over		1090	mm	1171 mm²
strook	2649	mm²/m	over		910	mm	2410 mm²
diameter verdeeld	12	aantal		11	uiteindelijke sectie		1244 mm²
diameter strook	16	aantal		12	uiteindelijke sectie		2413 mm²
					resultaat > benodigde		3657 mm²
lengte verdeelwap.	2000	verankering		72	totale staaflengte		2150 mm
lengte strookwap.	3300	verankering		102	totale staaflengte		3500 mm

MIDDENKOLOM TEGEN DWARSE OPENING, as 54-127

lengte = x	400	mm	= afmeting // langsrichting breedplaat = met trallieliggers mee
breedte = z	400	mm	= afmeting dwarsrichting breedplaat = loodrecht op trallieliggers
hoogte onder	3850	mm	
hoogte boven	3850	mm	
Cx	33247	kNm/rad	raamwerkmethode art. 7.7 VBC
Cz	33247	kNm/rad	raamwerkmethode art. 7.7 VBC
kolomstrookbreedte x	3600	mm	= voor wapening // langsrichting breedplaat
kolomstrookbreedte z	2000	mm	= voor wapening loodrecht op langsrichting breedplaat
Sx	1420	mm	= kolombreedte + 1,5xkolomlengte + 1,5xplaatdikte
Sz	910	mm	= kolomlengte + 0,75xkolombreedte + 0,75xplaatdikte

wapeningbreedte x	5240	mm	opgemeten uit rekenmodel
piekwaarde	1938	mm²/m	afgelezen uit rekenmodel
benodigde bijleg wapening	4585	mm²	zie artikel 6.4. Voorbeeld berekening

the scale towards document

verdeeld	2751 mm²	over	3600 mm	764 mm²/m	
strook	1834 mm²	over	1420 mm	1292 mm²/m	
verdeeld	764 mm²/m	over	2180 mm	1666 mm²	
strook	2056 mm²/m	over	1420 mm	2919 mm²	
diameter verdeeld	12 aantal	15	uiteindelijke sectie	1696 mm²	
diameter strook	16 aantal	15	uiteindelijke sectie	3016 mm²	
			resultaat > benodigde	4712 mm²	
lengte verdeelwap.	1850 verankering	72	totale staaflengte	2000 mm	
lengte strookwap.	2050 verankering	102	totale staaflengte	2250 mm	

wapeningbreedte z	2800 mm	opgemeten uit rekenmodel
piekwaarde	2837 mm²/m	afgelezen uit rekenmodel
benodigde bijleg wapening	3709 mm²	zie artikel 6.9. Voorbeeld berekening

verdeeld	2225 mm²	over	2000 mm	1113 mm²/m	
strook	1483 mm²	over	910 mm	1630 mm²/m	
verdeeld	1113 mm²/m	over	1090 mm	1213 mm²	
strook	2743 mm²/m	over	910 mm	2496 mm²	
diameter verdeeld	12 aantal	11	uiteindelijke sectie	1244 mm²	
diameter strook	16 aantal	13	uiteindelijke sectie	2614 mm²	
			resultaat > benodigde	3858 mm²	
lengte verdeelwap.	2000 verankering	72	totale staaflengte	2150 mm	
lengte strookwap.	3300 verankering	102	totale staaflengte	3500 mm	

BETONWAND

lengte = x	200 mm	= afmeting // langsrichting breedplaat = met trallieliggers mee
breedte = z	1000 mm	= afmeting dwarsrichting breedplaat = loodrecht op trallieliggers
hoogte onder	3850 mm	
hoogte boven	3850 mm	
Cx	10390 kNm/rad/m	raamwerkmethode art. 7.7 VBC
Cz oneindig	kNm/rad/m	raamwerkmethode art. 7.7 VBC
kolomstrookbreedte x	1000 mm	= voor wapening // langsrichting breedplaat
kolomstrookbreedte z	1800 mm	= voor wapening loodrecht op langsrichting breedplaat
Sx	1720 mm	= kolombreedte + 1,5xkolomlengte + 1,5xplaatdikte
Sz	1160 mm	= kolomlengte + 0,75xkolombreedte + 0,75xplaatdikte

Zie typekolommen

Detaillering onderwapening 2G&J

EERSTE VELD

x-richting

midden veldstrook	670 mm²/m							
rand veld-kolomstrook	702 mm²/m	kolomstrook 6.11		686 mm²/m	naad	871 mm²/m		
midden kolomstrook	544 mm²/m	diameter	12 pas	120 mm	lengte	780 mm		
rand veld-kolomstrook	702 mm²/m	veldstrook 6.12		623 mm²/m	naad	791 mm²/m		
midden veldstrook	670 mm²/m	diameter	12 pas	140 mm	lengte	736 mm		

z-richting

midden veldstrook	481 mm²/m	kolomstrook 6.16		459 mm²/m	naad	583 mm²/m		
rand veld-kolomstrook	437 mm²/m	diameter	12 pas	190 mm	lengte	736 mm		
midden kolomstrook	219 mm²/m	veldstrook 6.17		328 mm²/m	naad	417 mm²/m		
rand veld-kolomstrook	437 mm²/m	diameter	12 pas	270 mm	lengte	725 mm		
midden veldstrook	481 mm²/m	veldstrook 6.18		459 mm²/m	naad	583 mm²/m		
		diameter	12 pas	190 mm	lengte	736 mm		

TWEEDE VELD

x-richting

gem. wapening	503 mm²/m	kolomstrook 6.13		503 mm²/m	naad	639 mm²/m		
		diameter	16 pas	310 mm	lengte	1040 mm		

z-richting tegen opening aan (zijde eerste veld)

breedte	2050 mm		
piek	743 mm²/m		
bijlegwapening	537.1 mm²		
verhoging op plaat	682 mm²	omrekenfactor	1.27
diameter bijlegwapen	20 mm		
aantal	3 st		
lengte wap. op plaat	4300 verankering	481 mm	totale staaflengte 5250 mm

DERDE VELD

x-richting

midden veldstrook	502 mm²/m							
rand veld-kolomstrook	586 mm²/m	kolomstrook 6.14		544 mm²/m	naad	691 mm²/m		
midden kolomstrook	502 mm²/m	diameter	12 pas	160 mm	lengte	738 mm		
rand veld-kolomstrook	586 mm²/m	veldstrook 6.15		544 mm²/m	naad	691 mm²/m		

midden veldstrook	502 mm²/m	diameter	12 pas	160 mm	lengte	738 mm	
z-richting							
midden veldstrook	481 mm²/m	kolomstrook 6.16		372 mm²/m	naad	472 mm²/m	
rand veld-kolomstrool	262 mm²/m	diameter	16 pas	420 mm	lengte	1039 mm	
midden kolomstrook	44 mm²/m	veldstrook 6.17		153 mm²/m	naad	194 mm²/m	
rand veld-kolomstrool	262 mm²/m	diameter	12 pas	580 mm	lengte	723 mm	
midden veldstrook	481 mm²/m	veldstrook 6.18		372 mm²/m	naad	472 mm²/m	
		diameter	12 pas	230 mm	lengte	751 mm	

the scale towards document
Image Engineering Scan Reference Chart TE263 Serial No. 546

PONSCONTROLE VIERKANTE OF RECHTHOEKIGE KOLOM AIRDECK BETONPLAAT

Gegevens trallieligger

Trallieligger	pas lengte	200 mm	Hoek langs	61 °
	pas dwars	600 mm	Hoek dwars	79 °
	breedte	70 mm	Boxafstand	300 mm
	diagonaal	5 mm	Asv,langs	98 mm²/m/rib
	hoogte	180 mm	Asv,dwars	42 mm²/m/rib

Middenkolom assen 44 en 55

	kN/m²	veiligheid	
Mobiele belasting	4.5	1.5	6.75
Permanente belasting	5.5	1.2	6.6
	10		13.35

Kolombelasting (UGT) 652.18 kN

OVERGANG NAAR AIR DECK
4.5 e ponskegel
afmeting 2605

Beton	C	28 N/mm²
f'ck		35 N/mm²
f'b		21 N/mm²
fb		1.4 N/mm²
Vloerdikte		280 mm
Gemiddelde dekking		35 mm
Nuttige hoogte d		245 mm
al (al > ab)		2115 mm
ab		2115 mm
wapening Ax		188 mm²/m
wapening Ay		188 mm²/m
wapeningsgehalte		0.08%
ks		0.8 breedplaat
kb		0.3 breedplaat
k1		1.00
k2		0.50 dwarskracht ipv pons
τ1,min		1.12 N/mm²
τ2		3.15 N/mm²
kd		1.35
τ1	breedplaat	0.42 N/mm²
τs,basis		0.17 N/mm²
τu,basis		0.59 N/mm²
Ponskracht Fd =		562 kN
Mx		6 kNm
Mz=My VBC		43 kNm
middellijn a		2692.90 mm
verdiepinghoogte		3850 mm
ex=		20.00 mm
ey=		66.09 mm

OVERGANG NAAR HALVE AIR DECK
2.2 e ponskegel
afmeting 1478

Beton	C	28 N/mm²
f'ck		35 N/mm²
f'b		21 N/mm²
fb		1.4 N/mm²
Vloerdikte		280 mm
Gemiddelde dekking		35 mm
Nuttige hoogte d		245 mm
al (al > ab)		988 mm
ab		988 mm
wapening Ax		585 mm²/m
wapening Ay		456 mm²/m
wapeningsgehalte		0.21%
ks		0.8 breedplaat
kb		0.3 breedplaat
k1		1.00
k2		0.66
τ1,min		1.12 N/mm²
τ2		3.15 N/mm²
kd		1.35
τ1	breedplaat	0.68 N/mm²
τs,basis		0.00 N/mm²
τu,basis		0.68 N/mm²
Ponskracht Fd =		624 kN
Mx		6
Mz=My VBC		43
middellijn a		1257.96 mm
verdiepinghoogte		3850 mm
ex=		20.00 mm
ey=		66.09 mm

MASSIEF + PONSWAPENING
1.7 e ponskegel
afmeting 1233

Beton	C	28 N/mm²
f'ck		35 N/mm²
f'b		21 N/mm²
fb		1.4 N/mm²
Vloerdikte		280 mm
Gemiddelde dekking		35 mm
Nuttige hoogte d		245 mm
al (al > ab)		743 mm
ab		743 mm
wapening Ax		989 mm²/m
wapening Ay		578 mm²/m
wapeningsgehalte		0.31%
ks		0.8 breedplaat
kb		0.3 breedplaat
k1		1.00
k2		0.79
τ1,min		1.12 N/mm²
τ2		3.15 N/mm²
kd		1.35
τ1	breedplaat	0.77 N/mm²
τs,basis		0.00 N/mm²
τu,basis		0.77 N/mm²
Ponskracht Fd =		633 kN
Mx		6
Mz=My VBC		43
middellijn a		946.02 mm
verdiepinghoogte		3850 mm
ex=		20.00 mm
ey=		66.09 mm

MASSIEF + PONSWAPENING
1 e ponskegel
afmeting 890

Beton	C	28 N/mm²
f'ck		35 N/mm²
f'b		21 N/mm²
fb		1.4 N/mm²
Vloerdikte		280 mm
Gemiddelde dekking		35 mm
Nuttige hoogte d		245 mm
al (al > ab)		400 mm
ab		400 mm
wapening Ax		989 mm²/m
wapening Ay		578 mm²/m
wapeningsgehalte		0.31%
ks		0.8 breedplaat
kb		0.3 breedplaat
k1		1.00
k2		1.00
τ1,min		1.12 N/mm²
τ2		3.15 N/mm²
kd		1.35
τ1	breedplaat	0.84 N/mm²
τs,basis		0.00 N/mm²
τu,basis		0.84 N/mm²
Ponskracht Fd =		642 kN
Mx		6 kNm
Mz=My VBC		43 kNm
middellijn a		509.30 mm
verdiepinghoogte		3850 mm
ex=		20.00 mm
ey=		66.09 mm

the scale towards document
Patch Reference numbers on UTT Serial No. 546

type kolom	midden		
ar	0	mm	
ar,max	niet van toepa	mm	
p	14617.52	mm	
ribbreedte/hoh afstand	0.34		
ez	0.00	mm	
factor tabel 30	1.00		
factoren tabel 31	0.50		0
factoren tabel 32	1.00		0
factor tabel 33 en 34	0.00		
αx tabel 30 tot 34	2	ex > ez	
αy tabel 30 tot 34	2		
αe	1.06		
τd	0.49	N/mm²	
geen bijkomende wapening			
τs,aanvullend	0.00	N/mm²	
fs	435	N/mm²	
α	90		
Asv, min	0	mm²	
hoh (2e richting dubbel	105	mm	
aantal spelden	272		
Asv/speld	0	mm²/speld	
aansluitvlak schil-rib horizontaal			
schildikte	60	mm	
Opp. Schil	60000	mm²	
S/m	6600000	mm³	
min. bw/m	283	mm/m	
I/m	1589674797	mm4	
τd,aansluitvlak	0.59	N/mm²	
τu	0.59	N/mm²	
voldoet			

type kolom	midden		
ar	0	mm	
ar,max	niet van toepa	mm	
p	6568.95	mm	
ribbreedte/hoh afstand	0.67		
ez	0.00	mm	
factor tabel 30	1.00		
factoren tabel 31	0.50		0
factoren tabel 32	1.00		0
factor tabel 33 en 34	0.00		
αx tabel 30 tot 34	2	ex > ez	
αy tabel 30 tot 34	2		
αe	1.11		
τd	0.64	N/mm²	
geen bijkomende wapening			
τs,aanvullend	0.00	N/mm²	
fs	435	N/mm²	
α	90		
Asv, min	0	mm²	
hoh (2e richting dubbel	105	mm	
aantal spelden	120		
Asv/speld	0	mm²/speld	
aansluitvlak schil-rib verticaal			
schildikte	60	mm	
Opp. Schil	60000	mm²	
S/m	6600000	mm³	
min. bw/m	642	mm/m	
I/m	1707271222	mm4	
τd,aansluitvlak	0.64	N/mm²	
τu	0.68	N/mm²	
voldoet			

type kolom	midden		
ar	0	mm	
ar,max	niet van toepa	mm	
p	3741.69	mm	
ez	0.00	mm	
factor tabel 30	1.00		
factoren tabel 31	0.50		0
factoren tabel 32	1.00		0
factor tabel 33 en 34	0.00		
αx tabel 30 tot 34	2	ex > ez	
αy tabel 30 tot 34	2		
αe	1.14		
τd	0.79	N/mm²	
bijkomende wapening noodzakelijk			
τs,aanvullend	0.02	N/mm²	
fs	435	N/mm²	
α	90		
Asv, min	86.1024009	mm²	
hoh (2e richting dubbe	105	mm	
aantal spelden	64		
Asv/speld	1.34535001	mm²/speld	
aansluitvlak breedplaatvloer-brede rib horizontaal			
breedvloerplaatdikte	60	mm	
Opp. Breedvloerplaat	60000	mm²	
S/m	6600000	mm³	
bw/m	1000	mm/m	
I/m	1829333333	mm4	
τd,aansluitvlak	0.70	N/mm²	
τu	0.77	N/mm²	
voldoet			

type kolom	midden		
ar	0	mm	
ar,max	niet van toepa	mm	
p	2369.69	mm	
ez	0.00	mm	
factor tabel 30	1.00		
factoren tabel 31	0.50		0
factoren tabel 32	1.00		0
factor tabel 33 en 34	0.00		
αx tabel 30 tot 34	2	ex > ez	
αy tabel 30 tot 34	2		
αe	1.23		
τd	1.36	N/mm²	
bijkomende wapening noodzakelijk			
τs,aanvullend	0.52	N/mm²	
fs	435	N/mm²	
α	90		
Asv, min	1298.44514	mm²	
hoh	105	mm	
aantal spelden	40		
Asv/speld	32.4611285	mm²/speld	
aansluitvlak breedplaatvloer-rib horizontaal			
breedvloerplaatdikte	60	mm	
Opp. Breedvloerplaat	60000	mm²	
S/m	6600000	mm³	
bw/m	1000	mm/m	
I/m	1829333333	mm4	
τd,aansluitvlak	1.20	N/mm²	
τu, gewapend	1.36	N/mm²	
voldoet			

Randkolom tegen gevel blok 2G+J, assen 41, 46, 52 en 57

Randsteun door balken, geen ponsprobleem

Kolombelasting (UGT) 478.56 kN

Middenkolom tegen opening, assen 43-127+129 en 54-127+129

Kolombelasting (UGT) 447.75 kN

	kN/m²	veiligheid	
Mobiele belasting	4.5	1.5	6.75
Permanente belasting	5.5	1.2	6.6
	10		13.35

kN/m²

OVERGANG NAAR AIR DECK			
9 e ponskegel			
afmeting	4810		
Beton	C	28	N/mm²
f'ck		35	N/mm²
f'b		21	N/mm²

OVERGANG NAAR AIR DECK			
6.6 e ponskegel			
afmeting	3634		
Beton	C	28	N/mm²
f'ck		35	N/mm²
f'b		21	N/mm²

MASSIEF + PONSWAPENING			
2.9 e ponskegel			
afmeting	1821		
Beton	C	28	N/mm²
f'ck		35	N/mm²
f'b		21	N/mm²

MASSIEF + PONSWAPENING			
1 e ponskegel			
afmeting	890		
Beton	C	28	N/mm²
f'ck		35	N/mm²
f'b		21	N/mm²

fb	1.4	N/mm²
Vloerdikte	280	mm
Gemiddelde dekking	35	mm
Nuttige hoogte d	245	mm
al (al > ab)	4320	mm
ab	4320	mm
wapening Ax	188	mm²/m
wapening Ay	188	mm²/m
wapeningsgehalte	0.08%	
ks	0.8	breedplaat
kb	0.3	breedplaat
k1	1.00	
k2	0.50	dwarskracht ipv pons
τ1,min	1.12	N/mm²
τ2	3.15	N/mm²
kd	1.35	
τ1 breedplaat	0.42	N/mm²
τs,basis	0.17	N/mm²
τu,basis	0.59	N/mm²
Ponskracht Fd =	140	kN
Mx	12	kNm
Mz=My VBC	153	kNm
middellijn a	5500.39	mm
verdiepinghoogte	3850	mm
ex=	25.68	mm
ey=	340.82	mm
type kolom	rand	
ar	200	mm
ar,max	7591.18	mm
p	9424.85	mm
ribbreedte/hoh afstand	0.34	
ez	4951.80	mm
factor tabel 30	1.00	
factoren tabel 31	0.52	0.041385
factoren tabel 32	0.95	0.041385
factor tabel 33 en 34	0.04	
αx tabel 30 tot 34	1.55	ex < ez
αy tabel 30 tot 34	1.8	
αe	2.44	
τd	0.43	N/mm²
geen bijkomende wapening		
τs,aanvullend	0.00	N/mm²
fs	435	N/mm²
α	90	
Asv, min	0	mm²
hoh (2e richting dubbel	105	mm
aantal spelden	176	
Asv/speld	0	mm²/speld

aansluitvlak schil-rib horizontaal

fb	1.4	N/mm²
Vloerdikte	280	mm
Gemiddelde dekking	35	mm
Nuttige hoogte d	245	mm
al (al > ab)	3144	mm
ab	3144	mm
wapening Ax	623	mm²/m
wapening Ay	918	mm²/m
wapeningsgehalte	0.31%	
ks	0.8	breedplaat
kb	0.3	breedplaat
k1	1.00	
k2	0.50	dwarskracht ipv pons
τ1,min	1.12	N/mm²
τ2	3.15	N/mm²
kd	1.35	
τ1 breedplaat	0.42	N/mm²
τs,basis	0.17	N/mm²
τu,basis	0.59	N/mm²
Ponskracht Fd =	272	kN
Mx	12	
Mz=My VBC	153	
middellijn a	4003.07	mm
verdiepinghoogte	3850	mm
ex=	25.68	mm
ey=	340.82	mm
type kolom	rand	
ar	200	mm
ar,max	5491.56	mm
p	7072.85	mm
ribbreedte/hoh afstand	0.67	
ez	3450.45	mm
factor tabel 30	1.00	
factoren tabel 31	0.53	0.057208
factoren tabel 32	0.94	0.057208
factor tabel 33 en 34	0.06	
αx tabel 30 tot 34	1.55	ex < ez
αy tabel 30 tot 34	1.8	
αe	2.39	
τd	0.56	N/mm²
geen bijkomende wapening		
τs,aanvullend	0.00	N/mm²
fs	435	N/mm²
α	90	
Asv, min	0	mm²
hoh (2e richting dubbel	105	mm
aantal spelden	128	
Asv/speld	0	mm²/speld

aansluitvlak schil-rib verticaal

fb	1.4	N/mm²
Vloerdikte	280	mm
Gemiddelde dekking	35	mm
Nuttige hoogte d	245	mm
al (al > ab)	1331	mm
ab	1331	mm
wapening Ax	1053	mm²/m
wapening Ay	1346	mm²/m
wapeningsgehalte	0.49%	
ks	0.8	breedplaat
kb	0.3	breedplaat
k1	1.00	
k2	0.54	
τ1,min	1.12	N/mm²
τ2	3.15	N/mm²
kd	1.35	
τ1 breedplaat	0.89	N/mm²
τs,basis	0.00	N/mm²
τu,basis	0.89	N/mm²
Ponskracht Fd =	404	kN
Mx	12	
Mz=My VBC	153	
middellijn a	1694.68	mm
verdiepinghoogte	3850	mm
ex=	25.68	mm
ey=	340.82	mm
type kolom	rand	
ar	200	mm
ar,max	1523.42	mm
p	3446.85	mm
ez	534.16	mm
factor tabel 30	1.00	
factoren tabel 31	0.60	0.164631
factoren tabel 32	0.84	0.164631
factor tabel 33 en 34	0.16	
αx tabel 30 tot 34	2.1	ex < ez
αy tabel 30 tot 34	1.5	
αe	1.81	
τd	0.87	N/mm²
geen bijkomende wapening		
τs,aanvullend	0.00	N/mm²
fs	435	N/mm²
α	90	
Asv, min	0	mm²
hoh (2e richting dubbe	105	mm
aantal spelden	64	
Asv/speld	0	mm²/speld

aansluitvlak breedplaatvloer-brede rib horizontaal

fb	1.4	N/mm²
Vloerdikte	280	mm
Gemiddelde dekking	35	mm
Nuttige hoogte d	245	mm
al (al > ab)	400	mm
ab	400	mm
wapening Ax	1053	mm²/m
wapening Ay	1346	mm²/m
wapeningsgehalte	0.49%	
ks	0.8	breedplaat
kb	0.3	breedplaat
k1	1.00	
k2	1.00	
τ1,min	1.12	N/mm²
τ2	3.15	N/mm²
kd	1.35	
τ1 breedplaat	0.89	N/mm²
τs,basis	0.00	N/mm²
τu,basis	0.89	N/mm²
Ponskracht Fd =	438	kN
Mx	12	kNm
Mz=My VBC	153	kNm
middellijn a	509.30	mm
verdiepinghoogte	3850	mm
ex=	25.68	mm
ey=	340.82	mm
type kolom	rand	
ar	200	mm
ar,max	592.42	mm
p	1584.85	mm
ez	154.26	mm
factor tabel 30	1.00	
factoren tabel 31	0.81	0.530296
factoren tabel 32	0.62	0.530296
factor tabel 33 en 34	0.53	
αx tabel 30 tot 34	2.5	ex < ez
αy tabel 30 tot 34	1.15	
αe	1.95	
τd	2.19	N/mm²
bijkomende wapening noodzakelijk		
τs,aanvullend	1.30	N/mm²
fs	435	N/mm²
α	90	
Asv, min	2177.02965	mm²
hoh	105	mm
aantal spelden	24	
Asv/speld	90.7095686	mm²/speld

aansluitvlak breedplaatvloer-rib horizontaal

the scale towards document
Image Engineering Scan Reference Chart TE263 Serial No. 546
Patch Reference numbers on LUT

schildikte	60	mm
Opp. Schil	60000	mm²
S/m	6600000	mm³
min. bw/m	283	mm/m
I/m	1589674797	mm4
τd,aansluitvlak	0.52	N/mm²
τu	0.59	N/mm²
	voldoet	

schildikte	60	mm
Opp. Schil	60000	mm²
S/m	6600000	mm³
min. bw/m	642	mm/m
I/m	1707271222	mm4
τd,aansluitvlak	0.55	N/mm²
τu	0.59	N/mm²
	voldoet	

breedvloerplaatdikte	60	mm
Opp. Breedvloerplaat	60000	mm²
S/m	6600000	mm³
bw/m	1000	mm/m
I/m	1829333333	mm4
τd,aansluitvlak	0.77	N/mm²
τu	0.89	N/mm²
	voldoet	

breedvloerplaatdikte	60	mm
Opp. Breedvloerplaat	60000	mm²
S/m	6600000	mm³
bw/m	1000	mm/m
I/m	1829333333	mm4
τd,aansluitvlak	1.94	N/mm²
τu, gewapend	2.19	N/mm²
	voldoet	

Middenkolom tegen halve opening, assen 43-131 en 54-131

Kolombelasting (UGT) 557.31 kN

	kN/m²	veiligheid	
Mobiele belasting	4.5	1.5	6.75
Permanente belasting	5.5	1.2	6.6
	10		13.35

kN/m²

OVERGANG NAAR AIR DECK
5 e ponskegel
afmeting 2850

Beton	C	28	N/mm²
f'ck		35	N/mm²
f'b		21	N/mm²
fb		1.4	N/mm²
Vloerdikte		280	mm
Gemiddelde dekking		35	mm
Nuttige hoogte d		245	mm
al (al > ab)		2360	mm
ab		2360	mm
wapening Ax		188	mm²/m
wapening Ay		188	mm²/m
wapeningsgehalte		0.08%	
ks		0.8	breedplaat
kb		0.3	breedplaat
k1		1.00	
k2		0.50	dwarskracht ipv pons
τ1,min		1.12	N/mm²
τ2		3.15	N/mm²
kd		1.35	
τ1	breedplaat	0.42	N/mm²
τs,basis		0.17	N/mm²
τu,basis		0.59	N/mm²
Ponskracht Fd =		450	kN
Mx		28	kNm
Mz=My VBC		86	kNm
middellijn a		3004.85	mm
verdiepinghoogte		3850	mm
ex=		50.96	mm
ey=		153.95	mm
type kolom		midden	
ar		200	mm

OVERGANG NAAR AIR DECK
2.1 e ponskegel
afmeting 1429

Beton	C	28	N/mm²
f'ck		35	N/mm²
f'b		21	N/mm²
fb		1.4	N/mm²
Vloerdikte		280	mm
Gemiddelde dekking		35	mm
Nuttige hoogte d		245	mm
al (al > ab)		939	mm
ab		939	mm
wapening Ax		1356	mm²/m
wapening Ay		1074	mm²/m
wapeningsgehalte		0.49%	
ks		0.8	breedplaat
kb		0.3	breedplaat
k1		1.00	
k2		0.69	
τ1,min		1.12	N/mm²
τ2		3.15	N/mm²
kd		1.35	
τ1	breedplaat	0.90	N/mm²
τs,basis		0.00	N/mm²
τu,basis		0.90	N/mm²
Ponskracht Fd =		531	kN
Mx		28	
Mz=My VBC		86	
middellijn a		1195.57	mm
verdiepinghoogte		3850	mm
ex=		50.96	mm
ey=		153.95	mm
type kolom		midden	
ar		200	mm

MASSIEF + PONSWAPENING
1.7 e ponskegel
afmeting 1233

Beton	C	28	N/mm²
f'ck		35	N/mm²
f'b		21	N/mm²
fb		1.4	N/mm²
Vloerdikte		280	mm
Gemiddelde dekking		35	mm
Nuttige hoogte d		245	mm
al (al > ab)		743	mm
ab		743	mm
wapening Ax		2292	mm²/m
wapening Ay		1574	mm²/m
wapeningsgehalte		0.78%	
ks		0.8	breedplaat
kb		0.3	breedplaat
k1		1.00	
k2		0.79	
τ1,min		1.12	N/mm²
τ2		3.15	N/mm²
kd		1.35	
τ1	breedplaat	1.04	N/mm²
τs,basis		0.00	N/mm²
τu,basis		1.04	N/mm²
Ponskracht Fd =		538	kN
Mx		28	
Mz=My VBC		86	
middellijn a		946.02	mm
verdiepinghoogte		3850	mm
ex=		50.96	mm
ey=		153.95	mm
type kolom		midden	
ar		200	mm

MASSIEF + PONSWAPENING
1 e ponskegel
afmeting 890

Beton	C	28	N/mm²
f'ck		35	N/mm²
f'b		21	N/mm²
fb		1.4	N/mm²
Vloerdikte		280	mm
Gemiddelde dekking		35	mm
Nuttige hoogte d		245	mm
al (al > ab)		400	mm
ab		400	mm
wapening Ax		2292	mm²/m
wapening Ay		1574	mm²/m
wapeningsgehalte		0.78%	
ks		0.8	breedplaat
kb		0.3	breedplaat
k1		1.00	
k2		1.00	
τ1,min		1.12	N/mm²
τ2		3.15	N/mm²
kd		1.35	
τ1	breedplaat	1.04	N/mm²
τs,basis		0.00	N/mm²
τu,basis		1.04	N/mm²
Ponskracht Fd =		547	kN
Mx		28	kNm
Mz=My VBC		86	kNm
middellijn a		509.30	mm
verdiepinghoogte		3850	mm
ex=		50.96	mm
ey=		153.95	mm
type kolom		midden	
ar		200	mm

ar,max	niet van toepa	mm
p	12275.41	mm
ribbreedte/hoh afstand	0.34	
ez	0.00	mm
factor tabel 30	1.00	
factoren tabel 31	0.54	0.076778
factoren tabel 32	0.92	0.076778
factor tabel 33 en 34	0.08	
αx tabel 30 tot 34	1.55	ex > ez
αy tabel 30 tot 34	1.8	
αe	1.11	
τd	0.49	N/mm²

geen bijkomende wapening

τs,aanvullend	0.00	N/mm²
fs	435	N/mm²
α	90	
Asv, min	0	mm²
hoh (2e richting dubbel	105	mm
aantal spelden	232	
Asv/speld	0	mm²/speld

aansluitvlak schil-rib horizontaal

schildikte	60	mm
Opp. Schil	60000	mm²
S/m	6600000	mm³
min. bw/m	283	mm/m
I/m	1589674797	mm4
τd,aansluitvlak	0.59	N/mm²
τu	0.59	N/mm²

voldoet

ar,max	niet van toepa	mm
p	4664.26	mm
ribbreedte/hoh afstand	0.67	
ez	0.00	mm
factor tabel 30	1.00	
factoren tabel 31	0.62	0.202064
factoren tabel 32	0.81	0.202064
factor tabel 33 en 34	0.20	
αx tabel 30 tot 34	1.55	ex > ez
αy tabel 30 tot 34	1.8	
αe	1.25	
τd	0.86	N/mm²

geen bijkomende wapening

τs,aanvullend	0.00	N/mm²
fs	435	N/mm²
α	90	
Asv, min	0	mm²
hoh (2e richting dubbel	105	mm
aantal spelden	88	
Asv/speld	0	mm²/speld

aansluitvlak schil-rib verticaal

schildikte	60	mm
Opp. Schil	60000	mm²
S/m	6600000	mm³
min. bw/m	642	mm/m
I/m	1707271222	mm4
τd,aansluitvlak	0.86	N/mm²
τu	0.90	N/mm²

voldoet

ar,max	niet van toepa	mm
p	2806.27	mm
ez	0.00	mm
factor tabel 30	1.00	
factoren tabel 31	0.64	0.237951
factoren tabel 32	0.79	0.237951
factor tabel 33 en 34	0.24	
αx tabel 30 tot 34	2.1	ex > ez
αy tabel 30 tot 34	1.5	
αe	1.28	
τd	1.00	N/mm²

geen bijkomende wapening

τs,aanvullend	0.00	N/mm²
fs	435	N/mm²
α	90	
Asv, min	0	mm²
hoh (2e richting dubbe	105	mm
aantal spelden	48	
Asv/speld	0	mm²/speld

aansluitvlak breedplaatvloer-brede rib horizontaal

breedvloerplaatdikte	60	mm
Opp. Breedvloerplaat	60000	mm²
S/m	6600000	mm³
bw/m	1000	mm/m
I/m	1829333333	mm4
τd,aansluitvlak	0.89	N/mm²
τu	1.04	N/mm²

voldoet

ar,max	niet van toepa	mm
p	1777.27	mm
ez	0.00	mm
factor tabel 30	1.00	
factoren tabel 31	0.81	0.530296
factoren tabel 32	0.62	0.530296
factor tabel 33 en 34	0.53	
αx tabel 30 tot 34	2.5	ex > ez
αy tabel 30 tot 34	1.15	
αe	1.40	
τd	1.76	N/mm²

bijkomende wapening noodzakelijk

τs,aanvullend	0.72	N/mm²
fs	435	N/mm²
α	90	
Asv, min	1352.50168	mm²
hoh	105	mm
aantal spelden	32	
Asv/speld	42.2656775	mm²/speld

aansluitvlak breedplaatvloer-rib horizontaal

breedvloerplaatdikte	60	mm
Opp. Breedvloerplaat	60000	mm²
S/m	6600000	mm³
bw/m	1000	mm/m
I/m	1829333333	mm4
τd,aansluitvlak	1.56	N/mm²
τu, gewapend	1.76	N/mm²

voldoet

Hoeken betonkernen

	kN/m²	veiligheid	
Mobiele belasting	4.5	1.5	6.75
Permanente belasting	5.5	1.2	6.6
	10		13.35

Kolombelasting (UGT) 335.48 kN

OVERGANG NAAR AIR DECK

2.6 e ponskegel

afmeting 1960

Beton	C	28 N/mm²
f'ck		35 N/mm²
f'b		21 N/mm²
fb		1.4 N/mm²
Vloerdikte		280 mm
Gemiddelde dekking		35 mm
Nuttige hoogte d		245 mm
al (al > ab)		1470 mm

OVERGANG NAAR HALVE AIR DECK

1 e ponskegel

afmeting 1176

Beton	C	28 N/mm²
f'ck		35 N/mm²
f'b		21 N/mm²
fb		1.4 N/mm²
Vloerdikte		280 mm
Gemiddelde dekking		35 mm
Nuttige hoogte d		245 mm
al (al > ab)		686 mm

MASSIEF + PONSWAPENING

1 e ponskegel

afmeting 1176

Beton	C	28 N/mm²
f'ck		35 N/mm²
f'b		21 N/mm²
fb		1.4 N/mm²
Vloerdikte		280 mm
Gemiddelde dekking		35 mm
Nuttige hoogte d		245 mm
al (al > ab)		686 mm

MASSIEF + PONSWAPENING

1 e ponskegel

afmeting 1176

Beton	C	28 N/mm²
f'ck		35 N/mm²
f'b		21 N/mm²
fb		1.4 N/mm²
Vloerdikte		280 mm
Gemiddelde dekking		35 mm
Nuttige hoogte d		245 mm
al (al > ab)		686 mm

ab	1470	mm
wapening Ax	188	mm²/m
wapening Ay	188	mm²/m
wapeningsgehalte	0.08%	
ks	0.8	breedplaat
kb	0.3	breedplaat
k1	1.00	
k2	0.50	dwarskracht ipv pons
τ1,min	1.12	N/mm²
τ2	3.15	N/mm²
kd	1.35	
τ1 breedplaat	0.42	N/mm²
τs,basis	0.17	N/mm²
τu,basis	0.59	N/mm²
Ponskracht Fd =	285	kN
Mx	2	kNm
Mz=My VBC	3	kNm
middellijn a	1871.66	mm
verdiepinghoogte	3850	mm
ex=	20.00	mm
ey=	20.00	mm
type kolom	midden	
ar	0	mm
ar,max	niet van toep:	mm
p	9112.70	mm
ribbreedte/hoh afstand	0.34	
ez	0.00	mm
factor tabel 30	1.00	
factoren tabel 31	0.50	0
factoren tabel 32	1.00	0
factor tabel 33 en 34	0.00	
αx tabel 30 tot 34	2	ex > ez
αy tabel 30 tot 34	2	
αe	1.04	
τd	0.39	N/mm²

geen bijkomende wapening

τs,aanvullend	0.00	N/mm²
fs	435	N/mm²
α	90	
Asv, min	0	mm²
hoh (2e richting dubbel	105	mm
aantal spelden	168	
Asv/speld	0	mm²/speld

aansluitvlak schil-rib horizontaal

schildikte	60	mm
Opp. Schil	60000	mm²
S/m	6600000	mm³
min. bw/m	283	mm/m
I/m	1589674797	mm4

ab	686	mm
wapening Ax	318	mm²/m
wapening Ay	477	mm²/m
wapeningsgehalte	0.16%	
ks	0.8	breedplaat
kb	0.3	breedplaat
k1	1.00	
k2	0.83	
τ1,min	1.12	N/mm²
τ2	3.15	N/mm²
kd	1.35	
τ1 breedplaat	0.70	N/mm²
τs,basis	0.00	N/mm²
τu,basis	0.70	N/mm²
Ponskracht Fd =	318	kN
Mx	2	
Mz=My VBC	3	
middellijn a	873.44	mm
verdiepinghoogte	3850	mm
ex=	20.00	mm
ey=	20.00	mm
type kolom	midden	
ar	0	mm
ar,max	niet van toep:	mm
p	3513.69	mm
ribbreedte/hoh afstand	0.67	
ez	0.00	mm
factor tabel 30	1.00	
factoren tabel 31	0.50	0
factoren tabel 32	1.00	0
factor tabel 33 en 34	0.00	
αx tabel 30 tot 34	2	ex > ez
αy tabel 30 tot 34	2	
αe	1.07	
τd	0.59	N/mm²

geen bijkomende wapening

τs,aanvullend	0.00	N/mm²
fs	435	N/mm²
α	90	
Asv, min	0	mm²
hoh (2e richting dubbel	105	mm
aantal spelden	64	
Asv/speld	0	mm²/speld

aansluitvlak schil-rib verticaal

schildikte	60	mm
Opp. Schil	60000	mm²
S/m	6600000	mm³
min. bw/m	642	mm/m
I/m	1707271222	mm4

ab	686	mm
wapening Ax	863	mm²/m
wapening Ay	886	mm²/m
wapeningsgehalte	0.36%	
ks	0.8	breedplaat
kb	0.3	breedplaat
k1	1.00	
k2	0.83	
τ1,min	1.12	N/mm²
τ2	3.15	N/mm²
kd	1.35	
τ1 breedplaat	0.81	N/mm²
τs,basis	0.00	N/mm²
τu,basis	0.81	N/mm²
Ponskracht Fd =	318	kN
Mx	2	
Mz=My VBC	3	
middellijn a	873.44	mm
verdiepinghoogte	3850	mm
ex=	20.00	mm
ey=	20.00	mm
type kolom	midden	
ar	0	mm
ar,max	niet van toep:	mm
p	3513.69	mm
ez	0.00	mm
factor tabel 30	1.00	
factoren tabel 31	0.50	0
factoren tabel 32	1.00	0
factor tabel 33 en 34	0.00	
αx tabel 30 tot 34	2	ex > ez
αy tabel 30 tot 34	2	
αe	1.07	
τd	0.40	N/mm²

geen bijkomende wapening

τs,aanvullend	0.00	N/mm²
fs	435	N/mm²
α	90	
Asv, min	0	mm²
hoh (2e richting dubbe	105	mm
aantal spelden	64	
Asv/speld	0	mm²/speld

aansluitvlak breedplaatvloer-brede rib horizontaal

breedvloerplaatdikte	60	mm
Opp. Breedvloerplaat	60000	mm²
S/m	6600000	mm³
bw/m	1000	mm/m
I/m	1829333333	mm4

ab	686	mm
wapening Ax	863	mm²/m
wapening Ay	886	mm²/m
wapeningsgehalte	0.36%	
ks	0.8	breedplaat
kb	0.3	breedplaat
k1	1.00	
k2	0.83	
τ1,min	1.12	N/mm²
τ2	3.15	N/mm²
kd	1.35	
τ1 breedplaat	0.81	N/mm²
τs,basis	0.00	N/mm²
τu,basis	0.81	N/mm²
Ponskracht Fd =	318	kN
Mx	2	kNm
Mz=My VBC	3	kNm
middellijn a	873.44	mm
verdiepinghoogte	3850	mm
ex=	20.00	mm
ey=	20.00	mm
type kolom	midden	
ar	0	mm
ar,max	niet van toep:	mm
p	3513.69	mm
ez	0.00	mm
factor tabel 30	1.00	
factoren tabel 31	0.50	0
factoren tabel 32	1.00	0
factor tabel 33 en 34	0.00	
αx tabel 30 tot 34	2	ex > ez
αy tabel 30 tot 34	2	
αe	1.07	
τd	0.40	N/mm²

geen bijkomende wapening

τs,aanvullend	0.00	N/mm²
fs	435	N/mm²
α	90	
Asv, min	0	mm²
hoh	105	mm
aantal spelden	64	
Asv/speld	0	mm²/speld

aansluitvlak breedplaatvloer-rib horizontaal

breedvloerplaatdikte	60	mm
Opp. Breedvloerplaat	60000	mm²
S/m	6600000	mm³
bw/m	1000	mm/m
I/m	1829333333	mm4

the scale towards document
Patch Reference numbers on UT7 Serial No. 546

τd,aansluitvlak	0.47	N/mm²	τd,aansluitvlak	0.58	N/mm²	τd,aansluitvlak	0.35	N/mm²	τd,aansluitvlak	0.35	N/mm²
τu	0.59	N/mm²	τu	0.70	N/mm²	τu	0.81	N/mm²	τu, gewapend	0.81	N/mm²
	voldoet			voldoet			voldoet			voldoet	

Betonwand

	kN/m²	veiligheid	
Mobiele belasting	4.5	1.5	6.75
Permanente belasting	5.5	1.2	6.6
	10		13.35

Overspanning wand - eerste kolom 7.2 m

Wandbelasting (UGT) 53.91 kN/m

kN/m²

OVERGANG NAAR AIR DECK
3.1 e ponskegel
afmeting 759.5

Beton	C	28	N/mm²
f'ck		35	N/mm²
f'b		21	N/mm²
fb		1.4	N/mm²
Vloerdikte		280	mm
Gemiddelde dekking		35	mm
Nuttige hoogte d		245	mm
al (al > ab)		1000	mm
ab		250	mm
wapening Ax		188	mm²/m
wapening Ay		188	mm²/m
wapeningsgehalte		0.08%	
ks		0.8	breedplaat
kb		0.3	breedplaat
k1		0.50	dwarskracht ipv pons
k2		0.66	
τ1,min		1.12	N/mm²
τ2		3.15	N/mm²
kd		1.35	
τ1	breedplaat	0.42	N/mm²
τs,basis		0.17	N/mm²
τu,basis		0.59	N/mm²
Ponskracht Fd =		22.48	kN/m
Mx		0	kNm
Mz=My VBC		31	kNm
middellijn a		795.77	mm
verdiepinghoogte		3850	mm
ex=		20.00	mm
ey=		565.76	mm
type kolom		midden	
ar		200	mm
ar,max		niet van toep	mm
p		1000.00	mm
ribbreedte/hoh afstand		0.34	
ez		0.00	mm
factor tabel 30		1.49	

OVERGANG NAAR AIR DECK
1 e ponskegel
afmeting 245

Beton	C	28	N/mm²
f'ck		35	N/mm²
f'b		21	N/mm²
fb		1.4	N/mm²
Vloerdikte		280	mm
Gemiddelde dekking		35	mm
Nuttige hoogte d		245	mm
al (al > ab)		1000	mm
ab		250	mm
wapening Ax		188	mm²/m
wapening Ay		188	mm²/m
wapeningsgehalte		0.08%	
ks		0.8	breedplaat
kb		0.3	breedplaat
k1		0.50	dwarskracht ipv pons
k2		0.66	
τ1,min		1.12	N/mm²
τ2		3.15	N/mm²
kd		1.35	
τ1	breedplaat	0.42	N/mm²
τs,basis		0.17	N/mm²
τu,basis		0.59	N/mm²
Ponskracht Fd =		50.64	kN/m
Mx		0	
Mz=My VBC		31	
middellijn a		795.77	mm
verdiepinghoogte		3850	mm
ex=		20.00	mm
ey=		565.76	mm
type kolom		midden	
ar		200	mm
ar,max		niet van toep	mm
p		1000.00	mm
ribbreedte/hoh afstand		0.67	
ez		0.00	mm
factor tabel 30		2.52	

MASSIEF + PONSWAPENING
1 e ponskegel
afmeting 245

Beton	C	28	N/mm²
f'ck		35	N/mm²
f'b		21	N/mm²
fb		1.4	N/mm²
Vloerdikte		280	mm
Gemiddelde dekking		35	mm
Nuttige hoogte d		245	mm
al (al > ab)		1000	mm
ab		250	mm
wapening Ax		188	mm²/m
wapening Ay		188	mm²/m
wapeningsgehalte		0.08%	
ks		0.8	breedplaat
kb		0.3	breedplaat
k1		0.50	dwarskracht ipv pons
k2		0.66	
τ1,min		1.12	N/mm²
τ2		3.15	N/mm²
kd		1.35	
τ1	breedplaat	0.42	N/mm²
τs,basis		0.17	N/mm²
τu,basis		0.59	N/mm²
Ponskracht Fd =		50.64	kN/m
Mx		0	
Mz=My VBC		31	
middellijn a		795.77	mm
verdiepinghoogte		3850	mm
ex=		20.00	mm
ey=		565.76	mm
type kolom		midden	
ar		200	mm
ar,max		niet van toep	mm
p		1000.00	mm
ez		0.00	mm
factor tabel 30		1.76	

MASSIEF + PONSWAPENING
1 e ponskegel
afmeting 245

Beton	C	28	N/mm²
f'ck		35	N/mm²
f'b		21	N/mm²
fb		1.4	N/mm²
Vloerdikte		280	mm
Gemiddelde dekking		35	mm
Nuttige hoogte d		245	mm
al (al > ab)		1000	mm
ab		250	mm
wapening Ax		188	mm²/m
wapening Ay		188	mm²/m
wapeningsgehalte		0.08%	
ks		0.8	breedplaat
kb		0.3	breedplaat
k1		0.50	dwarskracht ipv pons
k2		0.66	
τ1,min		1.12	N/mm²
τ2		3.15	N/mm²
kd		1.35	
τ1	breedplaat	0.42	N/mm²
τs,basis		0.17	N/mm²
τu,basis		0.59	N/mm²
Ponskracht Fd =		50.64	kN/m
Mx		0	kNm
Mz=My VBC		31	kNm
middellijn a		795.77	mm
verdiepinghoogte		3850	mm
ex=		20.00	mm
ey=		565.76	mm
type kolom		midden	
ar		200	mm
ar,max		niet van toep	mm
p		1000.00	mm
ez		0.00	mm
factor tabel 30		2.52	

factoren tabel 31	0.42	0.193258
factoren tabel 32	1.18	0.193258
factor tabel 33 en 34	0.19	
αx tabel 30 tot 34	2.8	ex > ez
αy tabel 30 tot 34	1.2	
αe	1.71	
τd	0.46	N/mm²

geen bijkomende wapening

τs,aanvullend	0.00	N/mm²
fs	435	N/mm²
α	90	
Asv, min	0	mm²
hoh (2e richting dubbel	105	mm
aantal spelden	16	
Asv/speld	0	mm²/speld

aansluitvlak schil-rib horizontaal

schildikte	60	mm
Opp. Schil	60000	mm²
S/m	6600000	mm³
min. bw/m	283	mm/m
I/m	1589674797	mm4
τd,aansluitvlak	0.55	N/mm²
τu	0.59	N/mm²

voldoet

factoren tabel 31	0.36	0.384329
factoren tabel 32	1.39	0.384329
factor tabel 33 en 34	0.38	
αx tabel 30 tot 34	2.8	ex > ez
αy tabel 30 tot 34	1.2	
αe	1.71	
τd	0.53	N/mm²

geen bijkomende wapening

τs,aanvullend	0.00	N/mm²
fs	435	N/mm²
α	90	
Asv, min	0	mm²
hoh (2e richting dubbel	105	mm
aantal spelden	16	
Asv/speld	0	mm²/speld

aansluitvlak schil-rib verticaal

schildikte	60	mm
Opp. Schil	60000	mm²
S/m	6600000	mm³
min. bw/m	642	mm/m
I/m	1707271222	mm4
τd,aansluitvlak	0.52	N/mm²
τu	0.59	N/mm²

voldoet

factoren tabel 31	0.36	0.384329
factoren tabel 32	1.39	0.384329
factor tabel 33 en 34	0.38	
αx tabel 30 tot 34	2.8	ex > ez
αy tabel 30 tot 34	1.2	
αe	1.71	
τd	0.35	N/mm²

geen bijkomende wapening

τs,aanvullend	0.00	N/mm²
fs	435	N/mm²
α	90	
Asv, min	0	mm²
hoh (2e richting dubbe	105	mm
aantal spelden	16	
Asv/speld	0	mm²/speld

aansluitvlak breedplaatvloer-brede rib horizontaal

breedvloerplaatdikte	60	mm
Opp. Breedvloerplaat	60000	mm²
S/m	6600000	mm³
bw/m	1000	mm/m
I/m	1829333333	mm4
τd,aansluitvlak	0.31	N/mm²
τu	0.59	N/mm²

voldoet

factoren tabel 31	0.36	0.384329
factoren tabel 32	1.39	0.384329
factor tabel 33 en 34	0.38	
αx tabel 30 tot 34	2.8	ex > ez
αy tabel 30 tot 34	1.2	
αe	1.71	
τd	0.35	N/mm²

geen bijkomende wapening

τs,aanvullend	0.00	N/mm²
fs	435	N/mm²
α	90	
Asv, min	0	mm²
hoh	105	mm
aantal spelden	16	
Asv/speld	0	mm²/speld

aansluitvlak breedplaatvloer-rib horizontaal

breedvloerplaatdikte	60	mm
Opp. Breedvloerplaat	60000	mm²
S/m	6600000	mm³
bw/m	1000	mm/m
I/m	1829333333	mm4
τd,aansluitvlak	0.31	N/mm²
τu, gewapend	0.59	N/mm²

voldoet

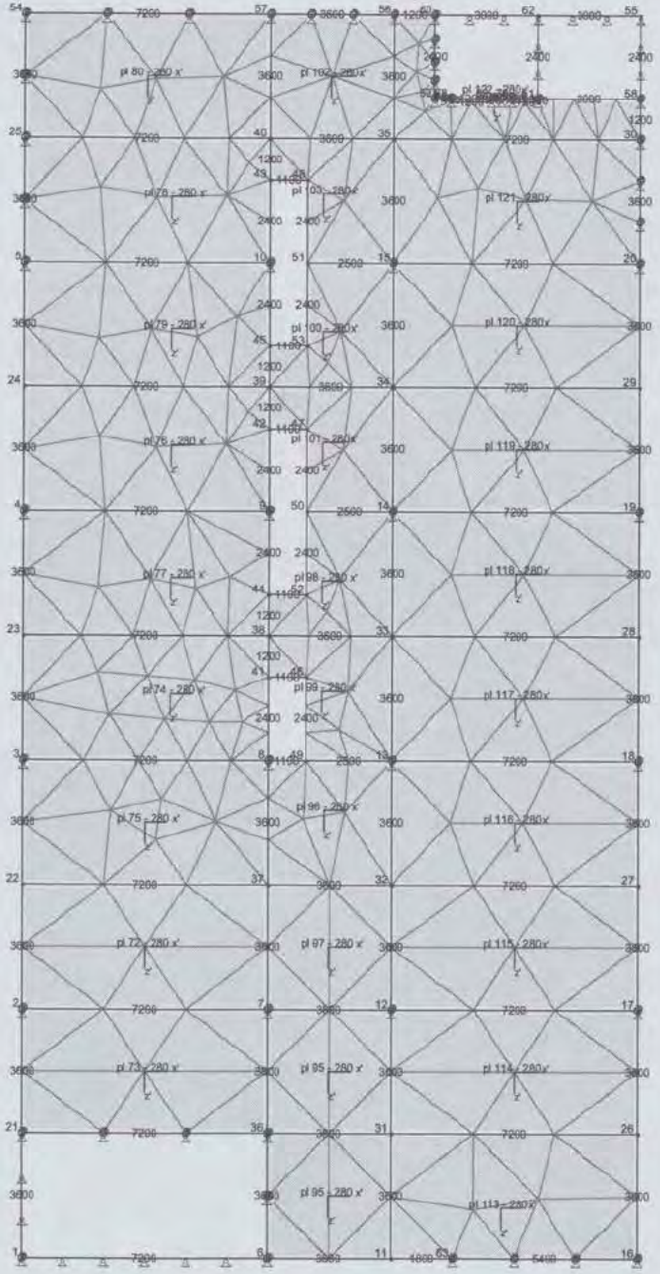

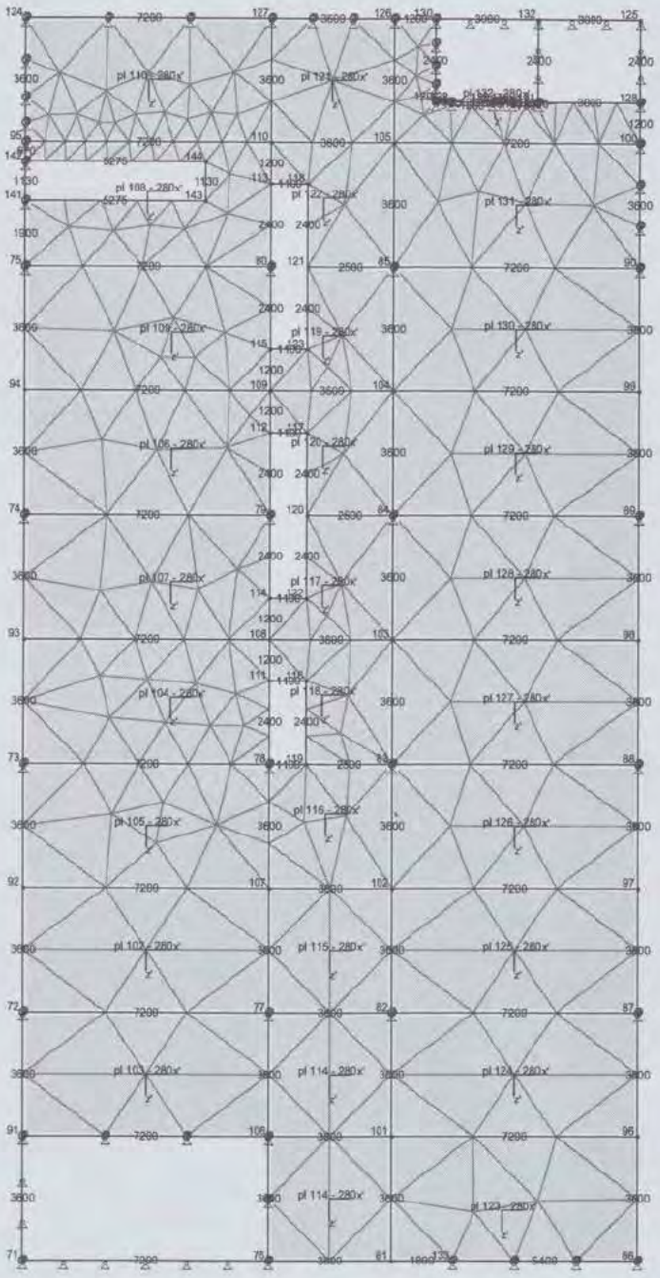

the scale towards document
Ratio Reference Numbers on UTI
Serial No. 546
Image Engineering Scan Reference Chart TE263

Lasten - eigengewicht (kN, kNm, kN/m, kN/m²)

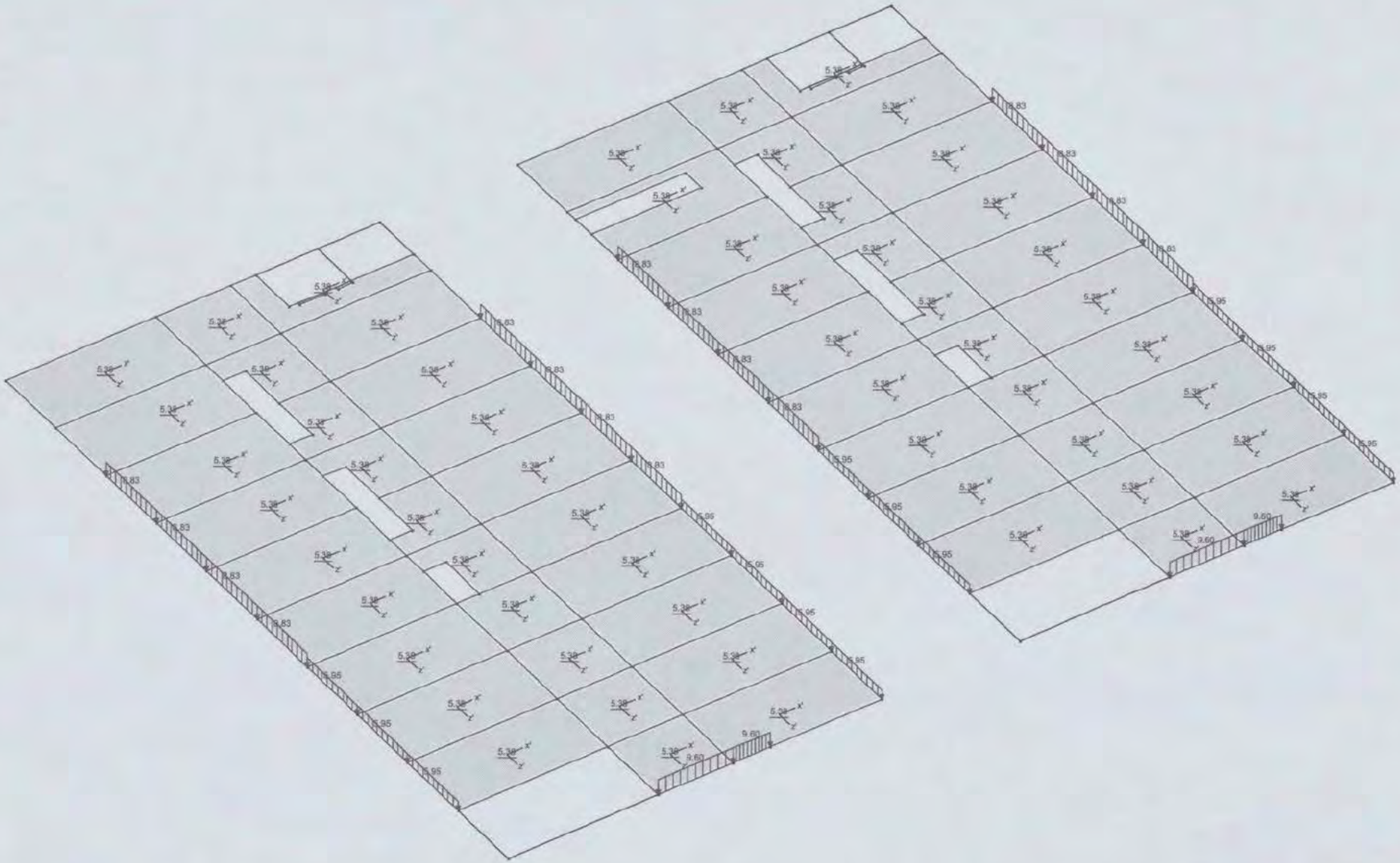

the scale towards document
Image Engineering Scan Reference Chart TE263 Serial No. 546
Patch Reference numbers on LIT!

Lasten - permanent (kN, kN/m, kN/m, kN/m²)

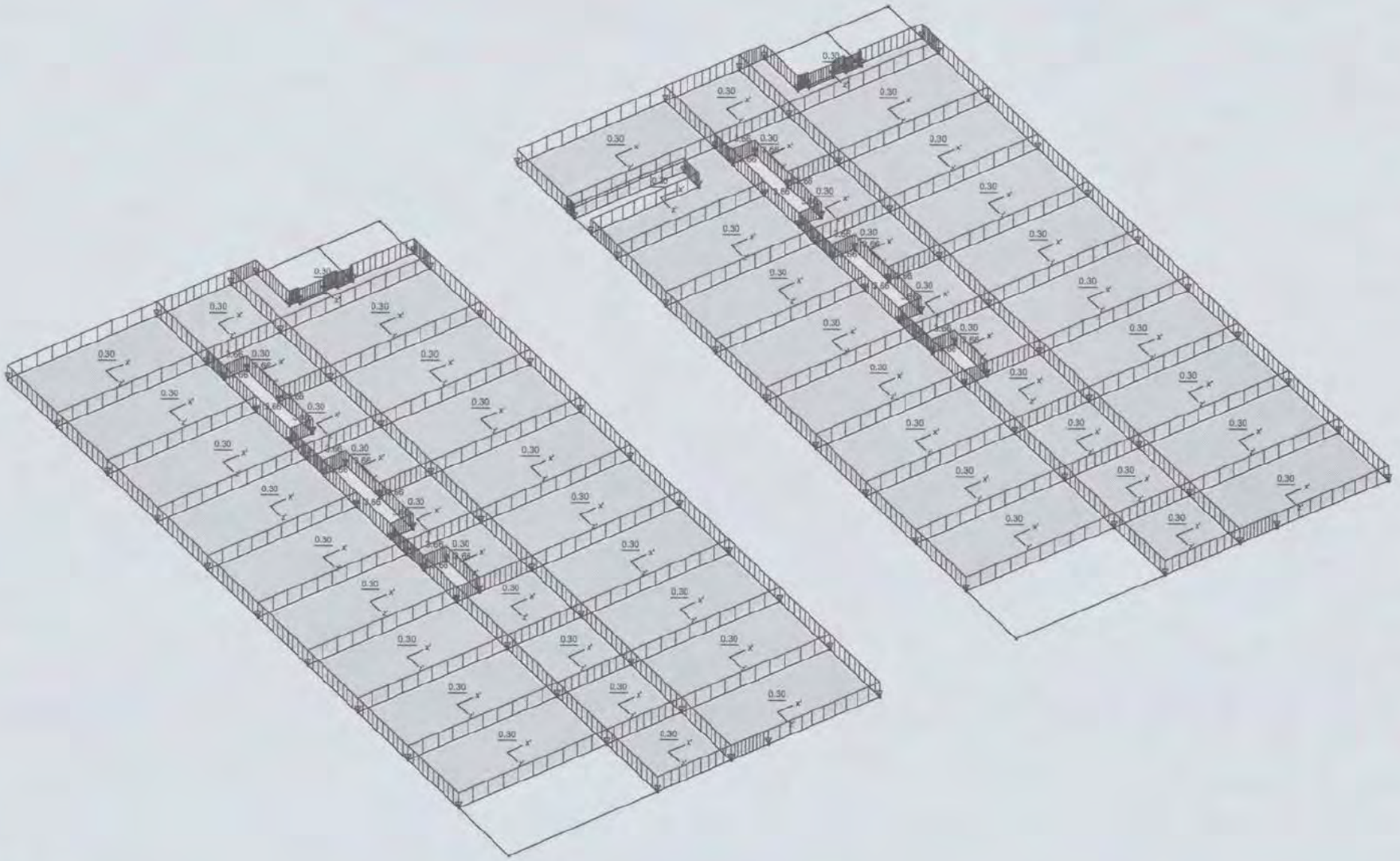

the scale towards document
C1 B1 A1 C2 B2 A2 B5 A5 20 18 17 16 11
10 09 03 02 01 C7 B7 A7 C8 B8 A8 C9 B9
Patch Reference numbers on UTT
546

Lasten - combinatie 1 (kN, kNm, kN/m, kN/m²)

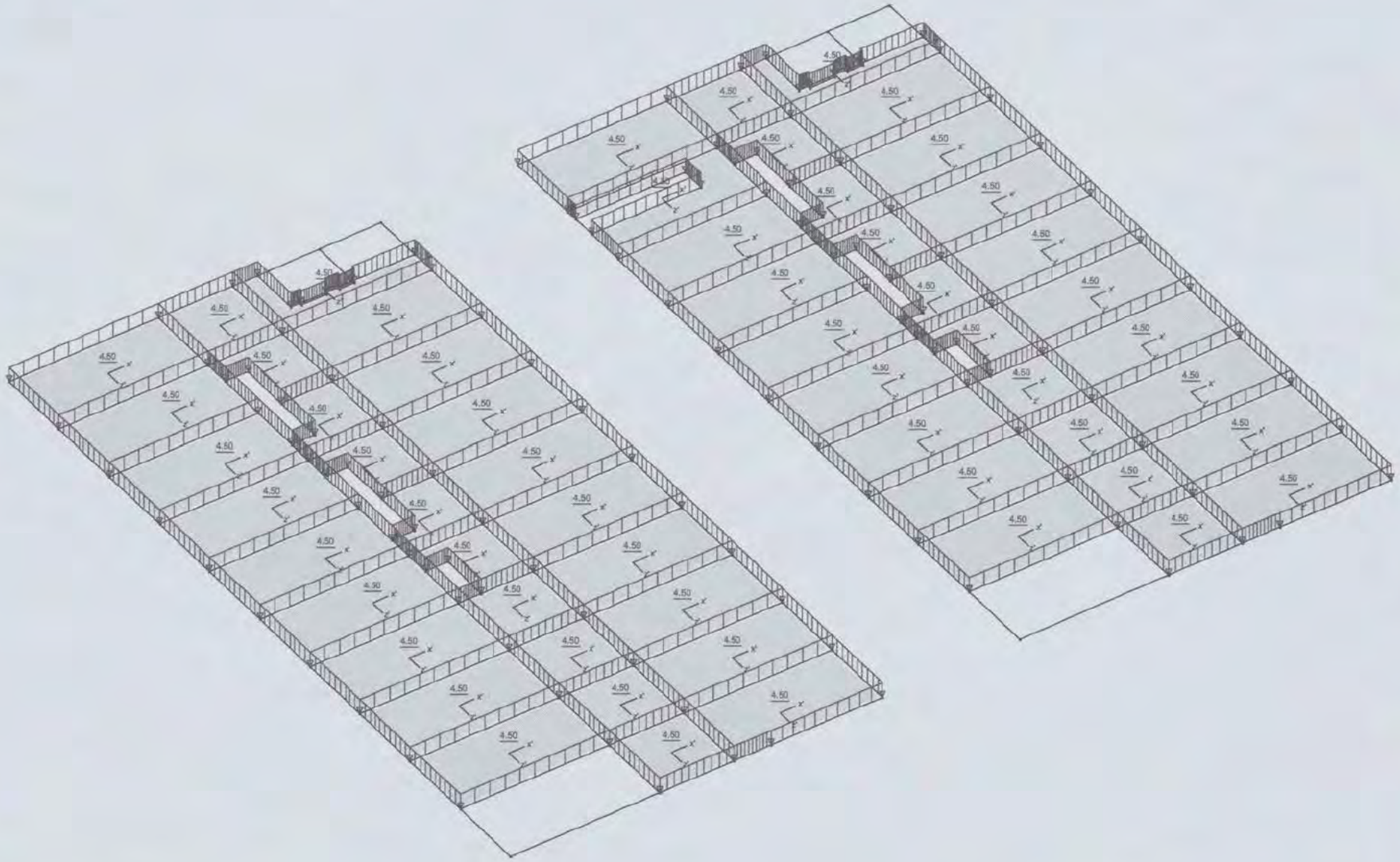

the scale towards document
C1 B1 A1 C2 B2 A2 B5 A5 20 18 17 16 11
10 09 03 02 01 C7 B7 A7 C8 B8 A8 C9 B9
Serial No. 546

Lasten - combinatie 2 (kN, kNm, kN/m, kN/m²)

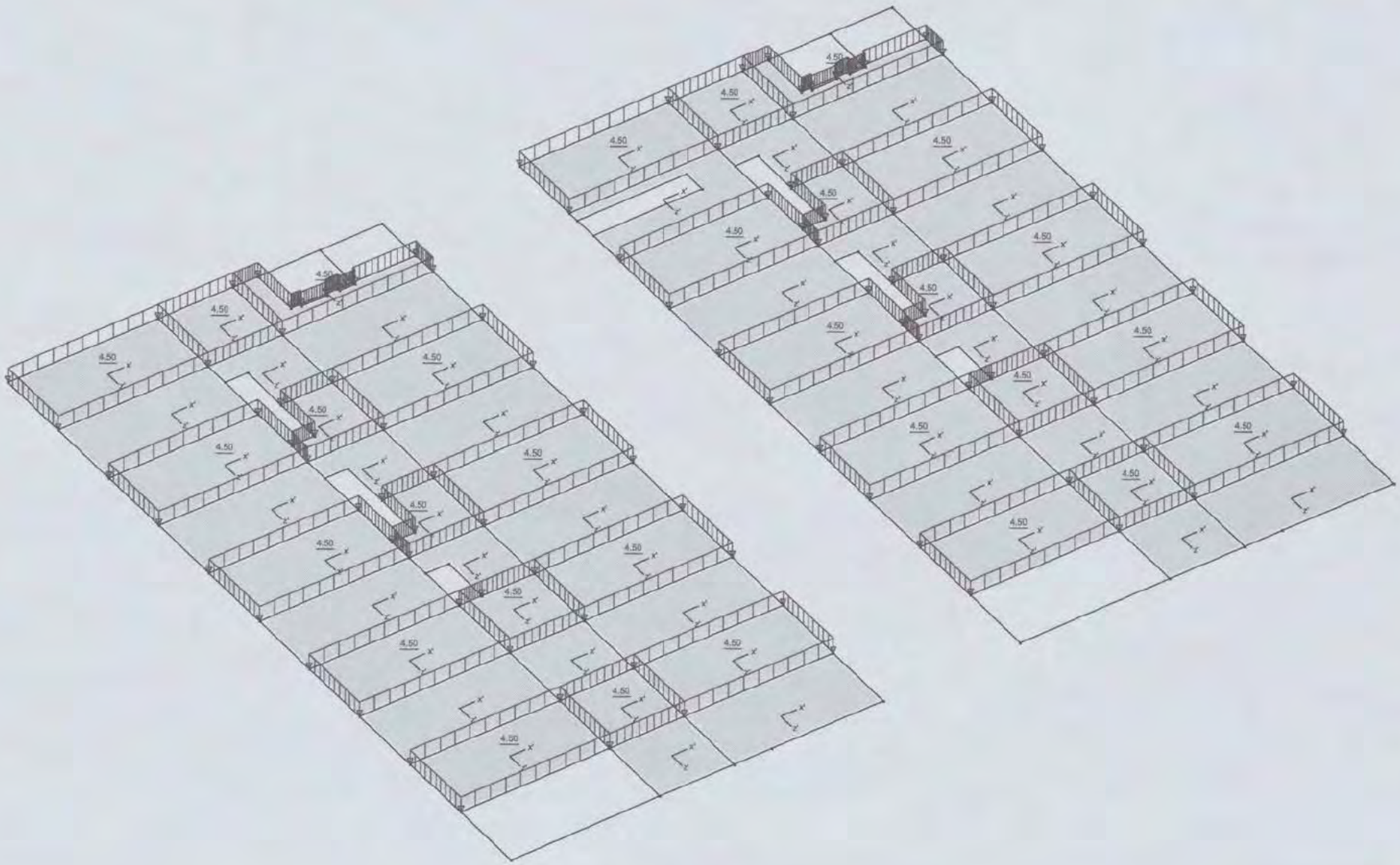

the scale towards document
Patch Reference numbers on UTI
Serial No. 546
Target Engineering Scan Reference Chart TE263

Lasten - combinatie 3 (kN, kN/m, kN/m, kN/m²)

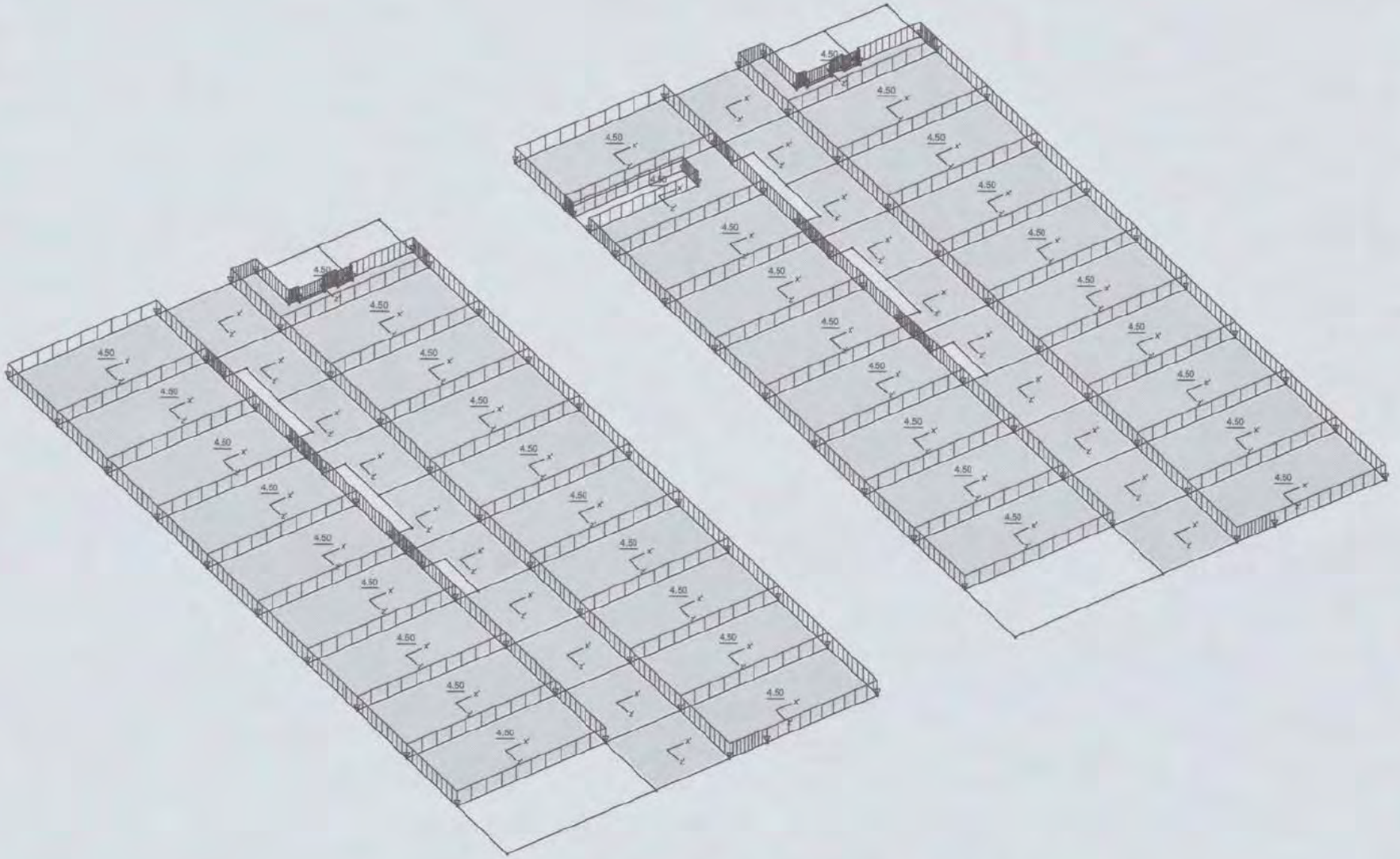

Lasten - combinatie 4 (kN, kNm, kN/m, kN/m²)

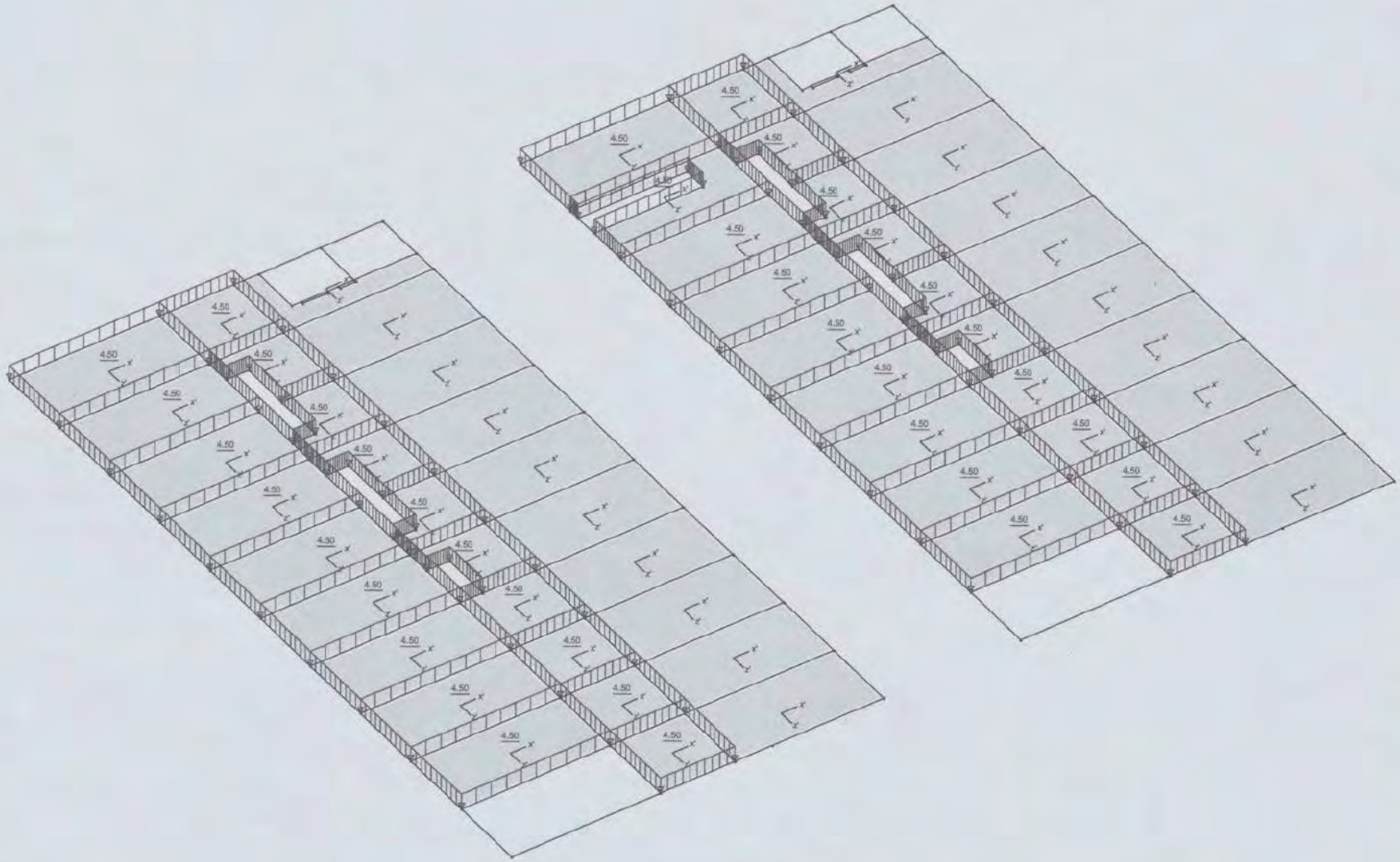

the scale towards document
Patch Reference numbers on UTT
Image Engineering Scan Reference Chart TE263 Serial No. 546

Lasten - combinatie 5 (kN, kNm, kN/m, kN/m²)

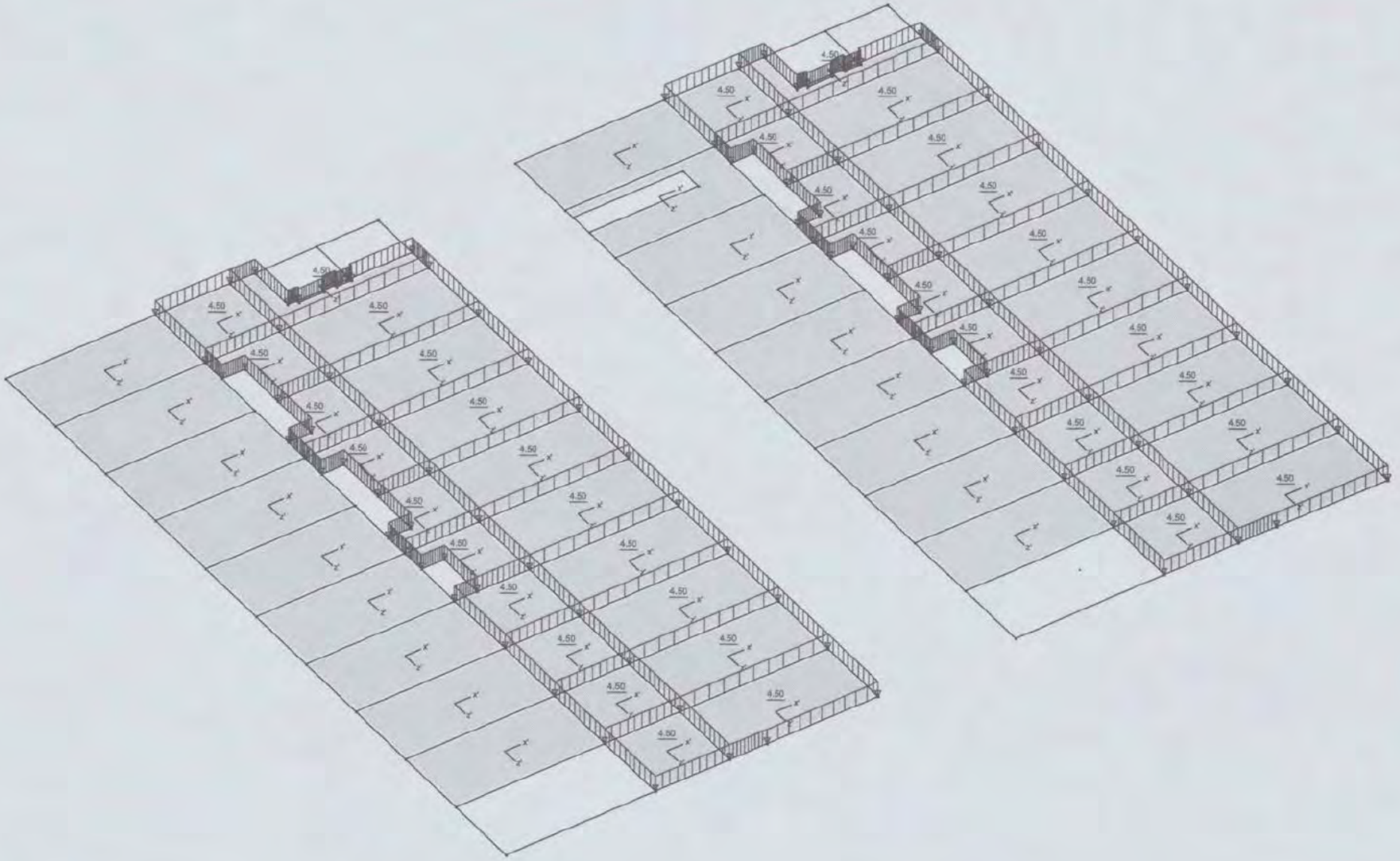

the scale towards document
Hagé Engineering Scan Reference Chart TE563 Serial No. 546
Patch Reference numbers on UTI

Plot - Doorbuiging Dy (mm) - eigengewicht

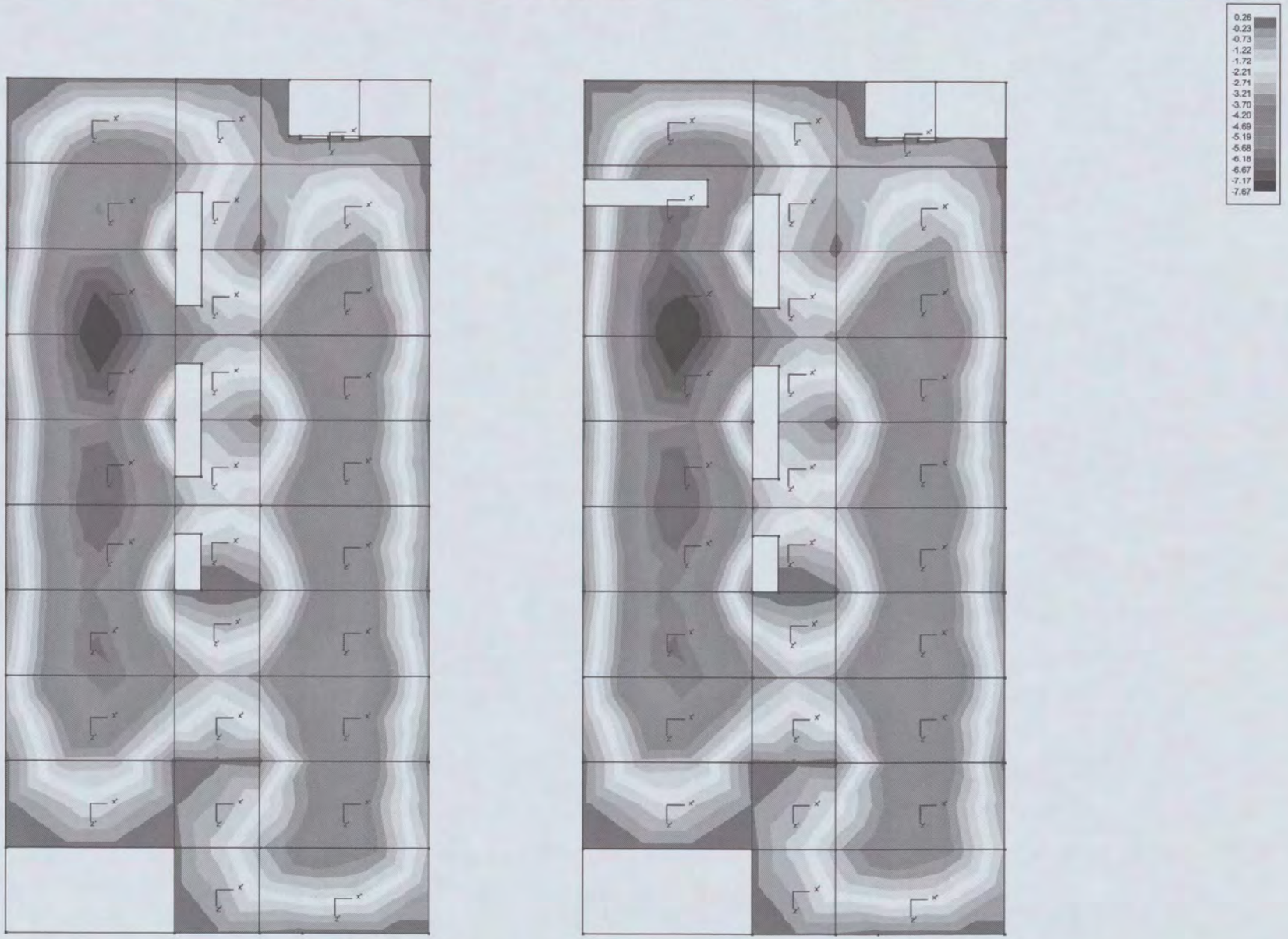

the scale towards document
Image Engineering Scan Reference Chart TE263 Serial No. 546
Patch Reference numbers on LIT!

Plot - Doorbuiging Dy (mm) - permanent

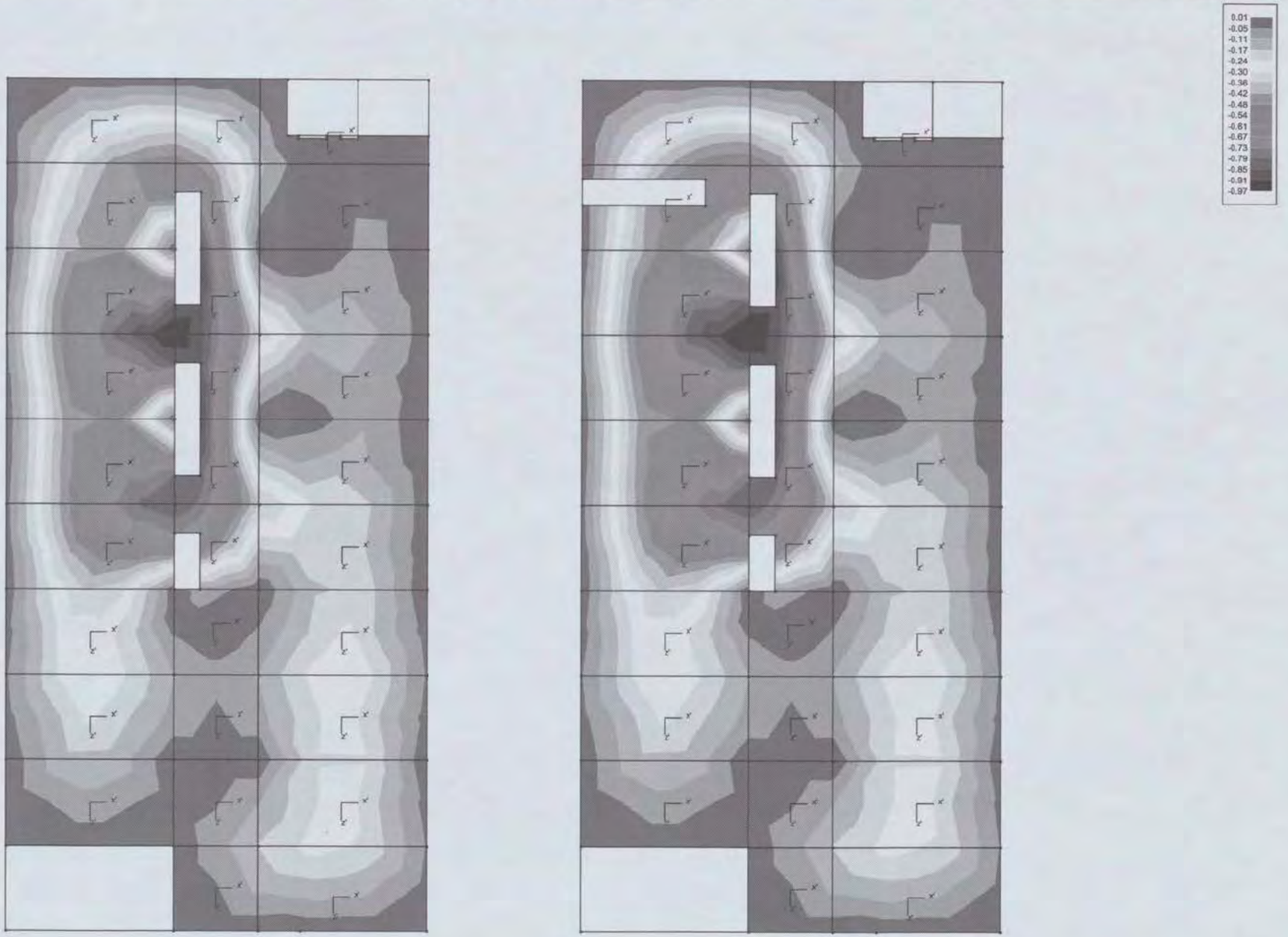

the scale towards document
C1 B1 A1 C2 B2 A2 B5 A5 20 18 17 16 11
10 09 03 02 01 C7 B7 A7 C8 B8 A8 C9 B9
Image Engineering Scan Reference Chart TE263 Serial No. 546
Patch Reference numbers on LHT

Plot - Doorbuiging Dy (mm) - combinatie 1

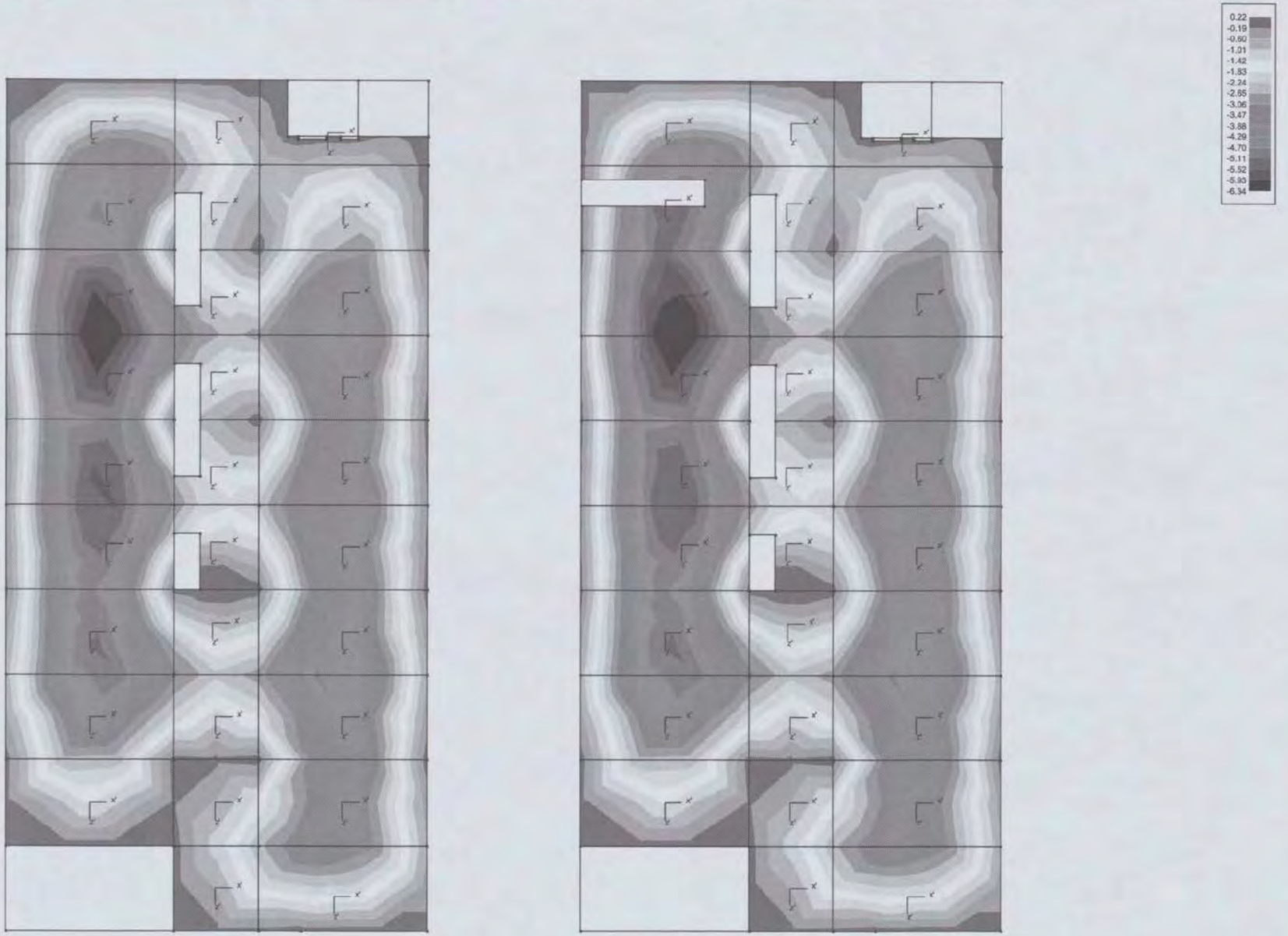

C1 B1 A1 C2 B2 A2 B5 A5 20 18 17 16 11
10 09 03 02 01 C7 B7 A7 C8 B8 A8 C9 B9
the scale towards document
Patch Reference numbers on UTI
Serial No. 546

Plot - Doorbuiging Dy (mm) - combinatie 2

C1 B1 A1 C2 B2 A2 B5 A5 20 18 17 16 11 10 09 03 02 01 C7 B7 A7 C8 B8 A8 C9 B9
the scale towards document
Image Engineering Scale Reference Chart TE263 Serial No. 546
Patch Reference numbers on UTT

Plot - Doorbuiging Dy (mm) - combinatie 3

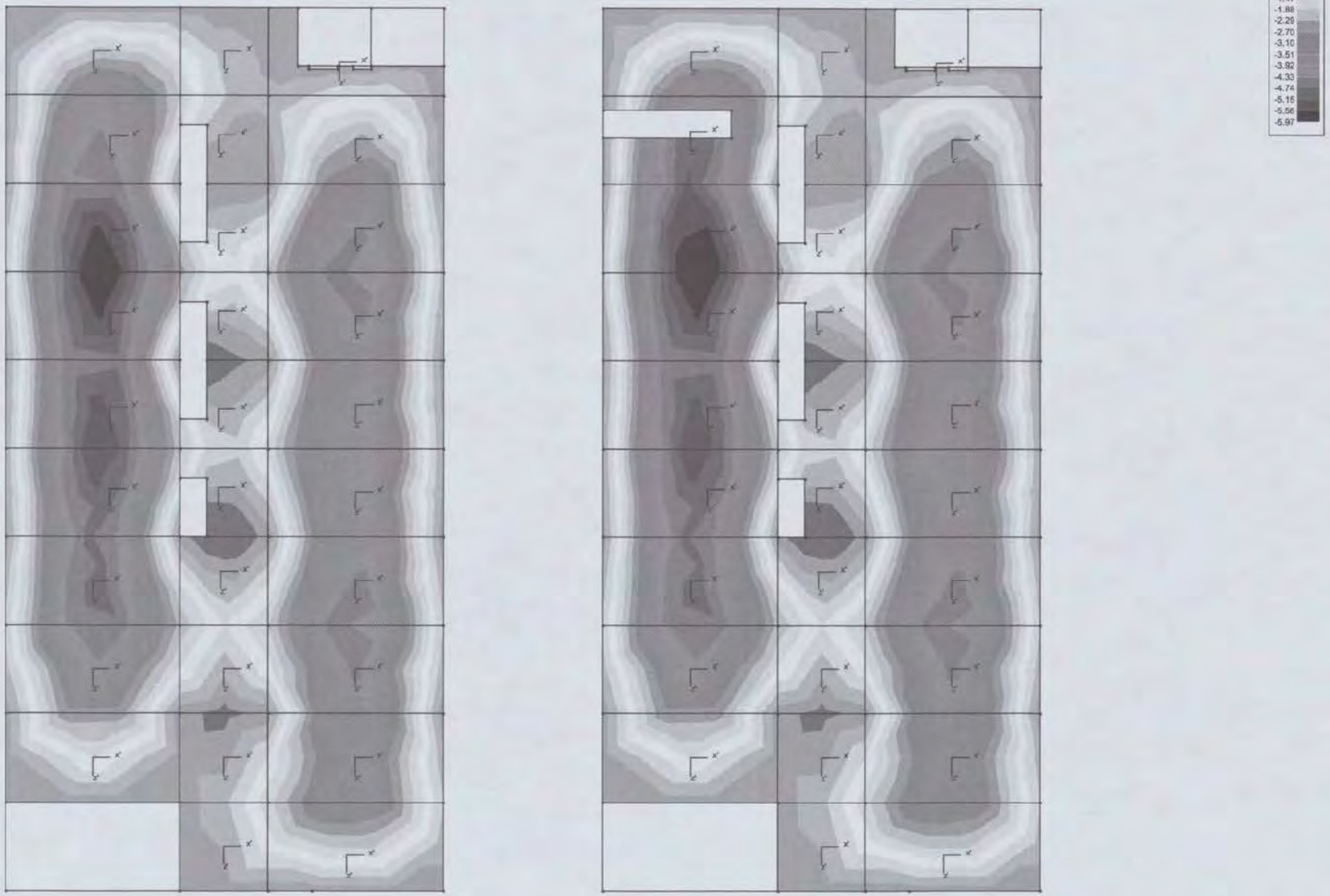

C1 B1 A1 C2 B2 A2 B5 A5 20 18 17 16 11 10 09 03 02 01 C7 B7 A7 C8 B8 A8 C9 B9
the scale towards document
Patch Reference numbers on UTT Serial No. 546
Engineering Scan Reference Chart TE263

Plot - Doorbuiging Dy (mm) - combinatie 4

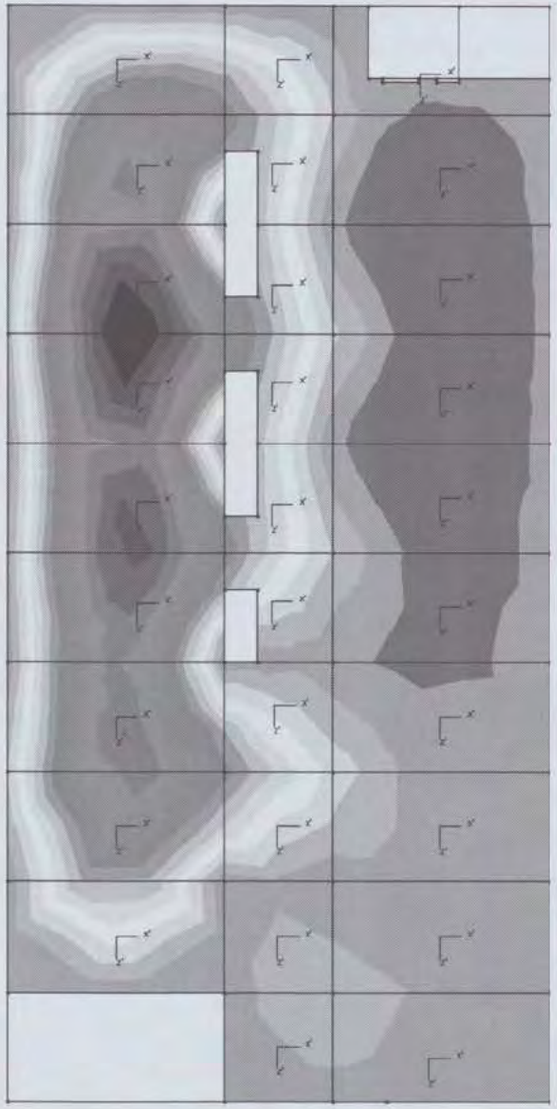

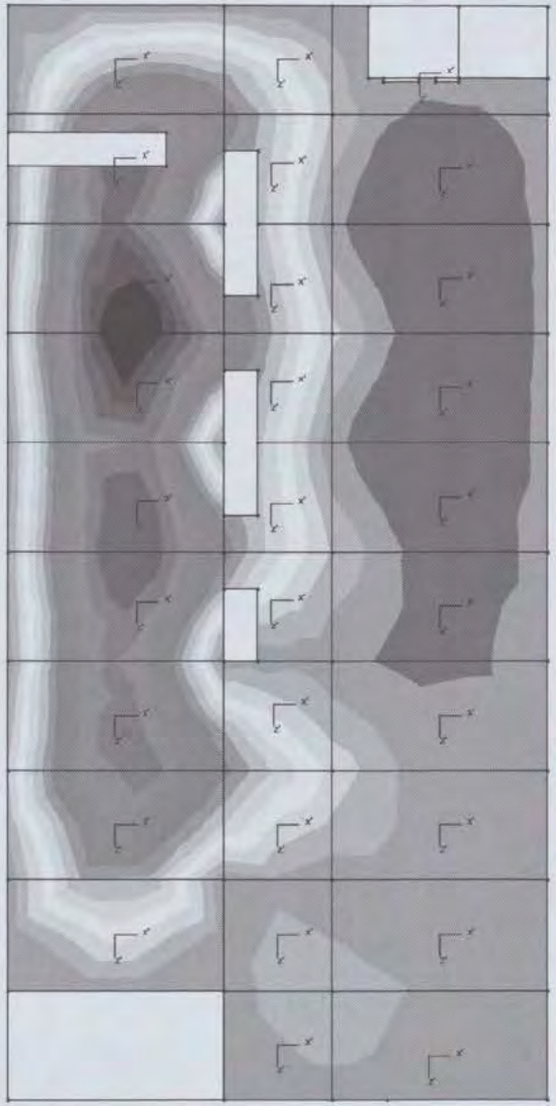



the scale towards document
C1 B1 A1 C2 B2 A2 B5 A5 20 18 17 16 11 10 09 03 02 01 C7 B7 A7 C8 B8 A8 C9 B9
Patch Reference numbers on UTI
Image Engineering Scan Reference Chart TE263 Serial No. 546

Plot - Doorbuiging Dy (mm) - combinatie 5

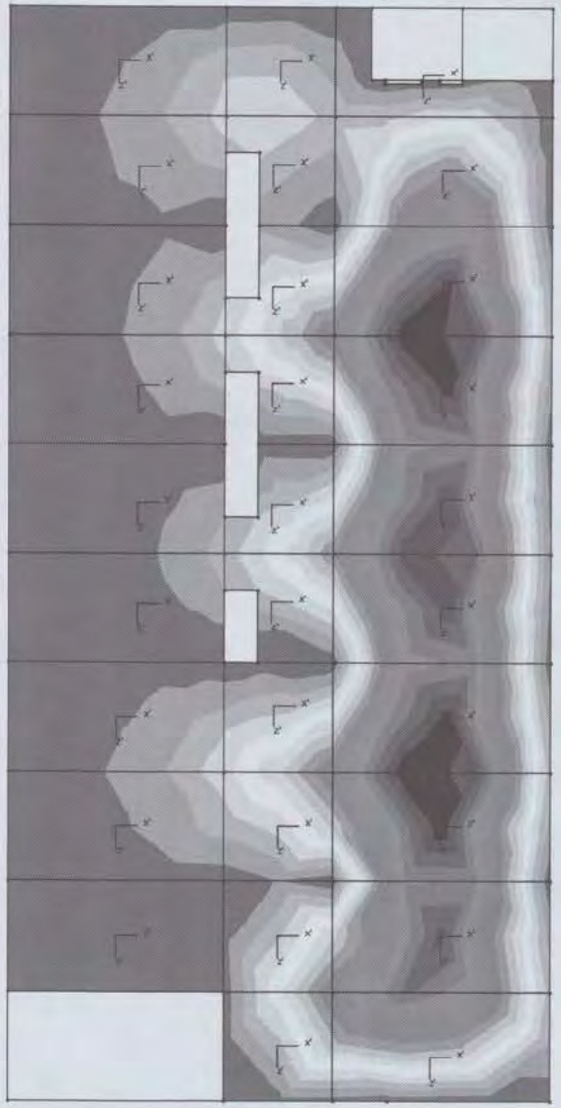

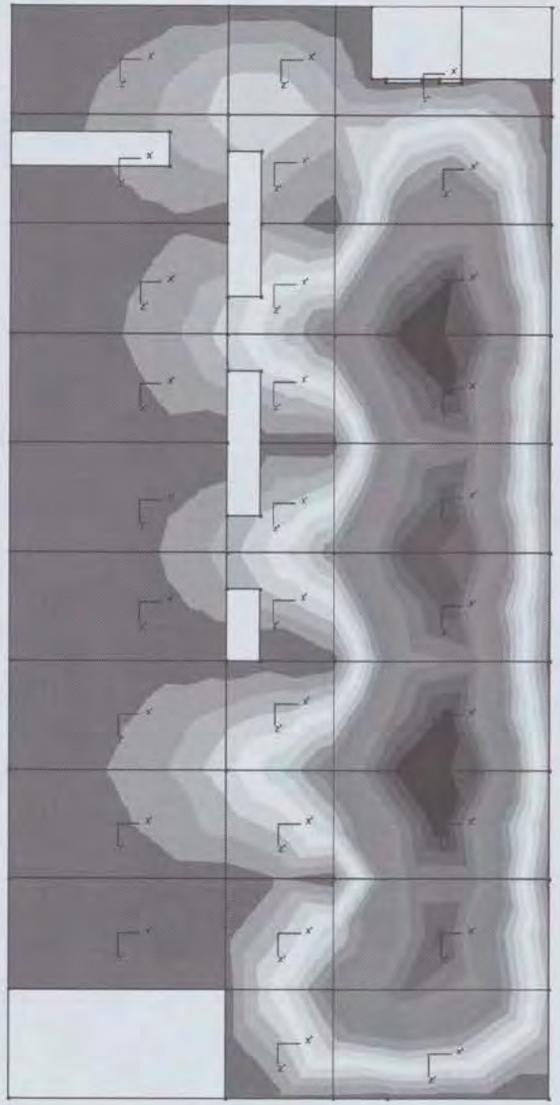



the scale towards document
C1 B1 A1 C2 B2 A2 B5 A5 20 18 17 16 11
10 09 03 02 01 C7 B7 A7 C8 B8 A8 C9 B9
Patch Reference numbers on UTT
546

Plot - Doorbuiging Dy (mm) - Z.C. min.

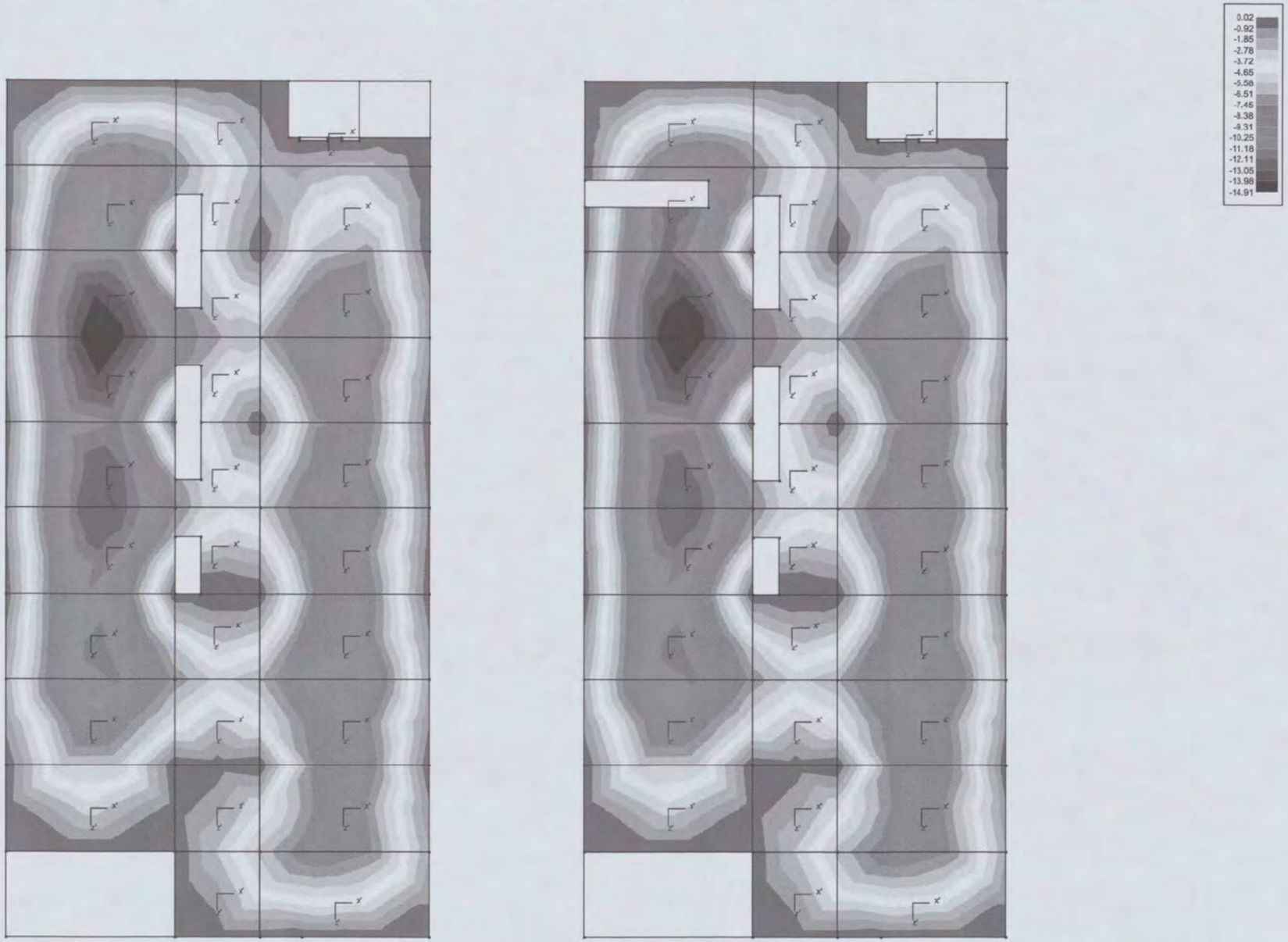

the scale towards document
C1 B1 A1 C2 B2 A2 B5 A5 20 18 17 16 11
10 09 03 02 01 C7 B7 A7 C8 B8 A8 C9 B9
Image Engineering Scan Reference Chart TE263 Serial No. 546
Patch Reference numbers on LHT

Plot - Moment Mx'x' (om z'-as) (kNm/m) - U.G.T. min.

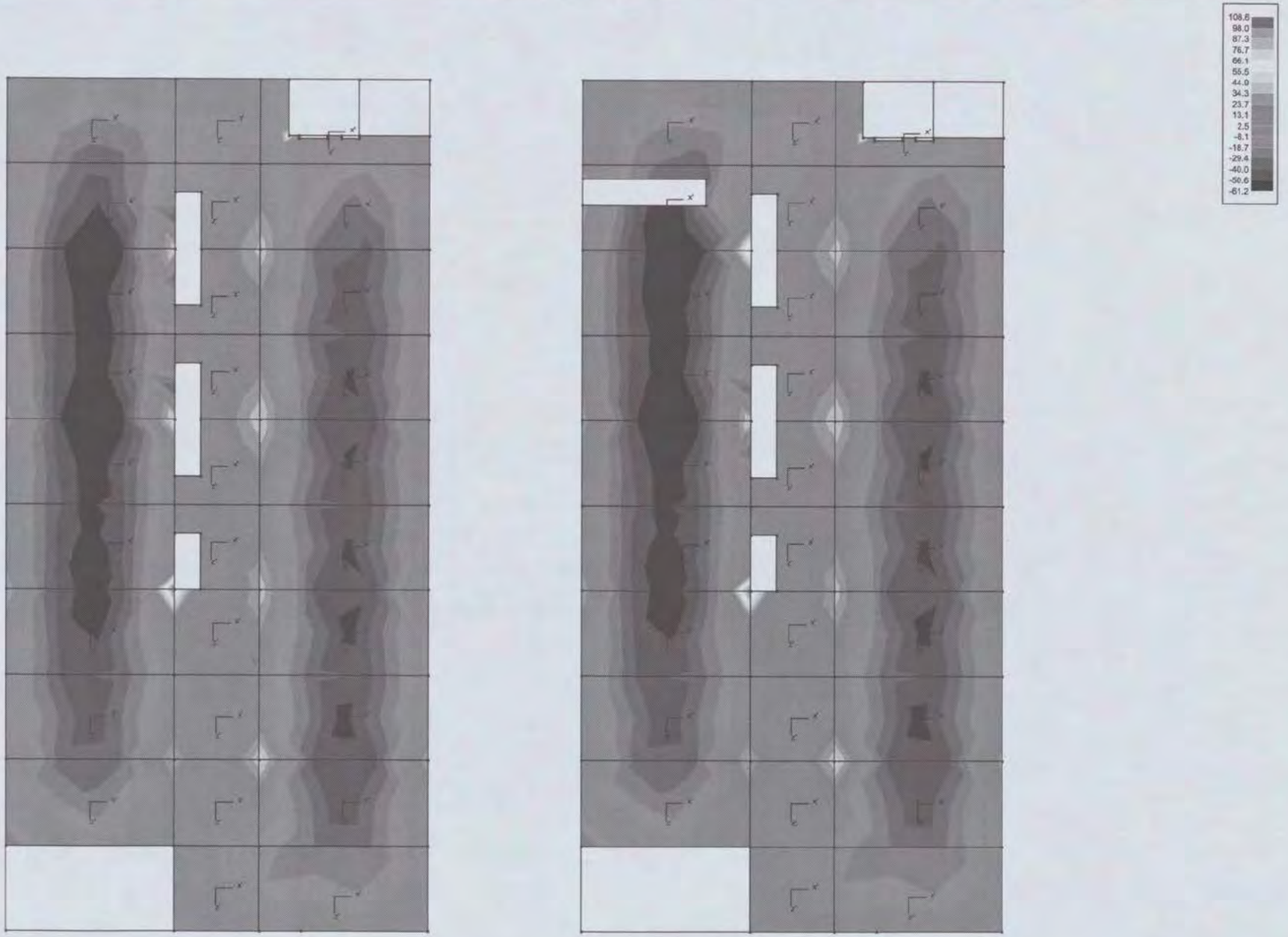

the scale towards document
C1 B1 A1 C2 B2 A2 B5 A5 20 18 17 16 11
10 09 03 02 01 C7 B7 A7 C8 B8 A8 C9 B9
Patch Reference numbers on UTI
Serial No. 546

Plot - Moment Mx'x' (om z'-as) (kNm/m) - U.G.T. max.

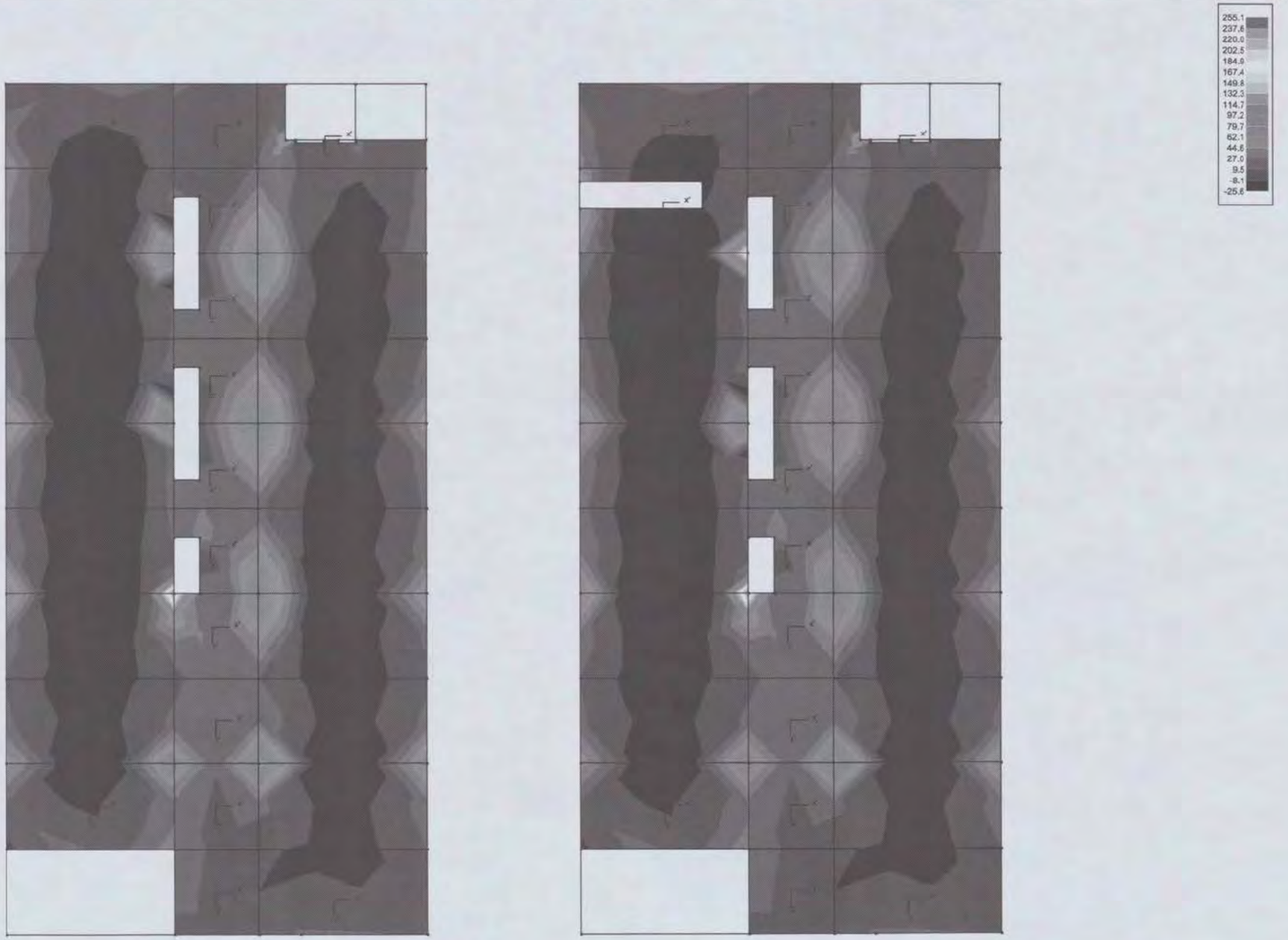

the scale towards document
C1 B1 A1 C2 B2 A2 B5 A5 20 18 17 16 11 10 09 03 02 01 C7 B7 A7 C8 B8 A8 C9 B9
Patch Reference number on UIT
Serial No. 546

Plot - Moment Mx'x' (om z'-as) (kNm/m) - UGT1

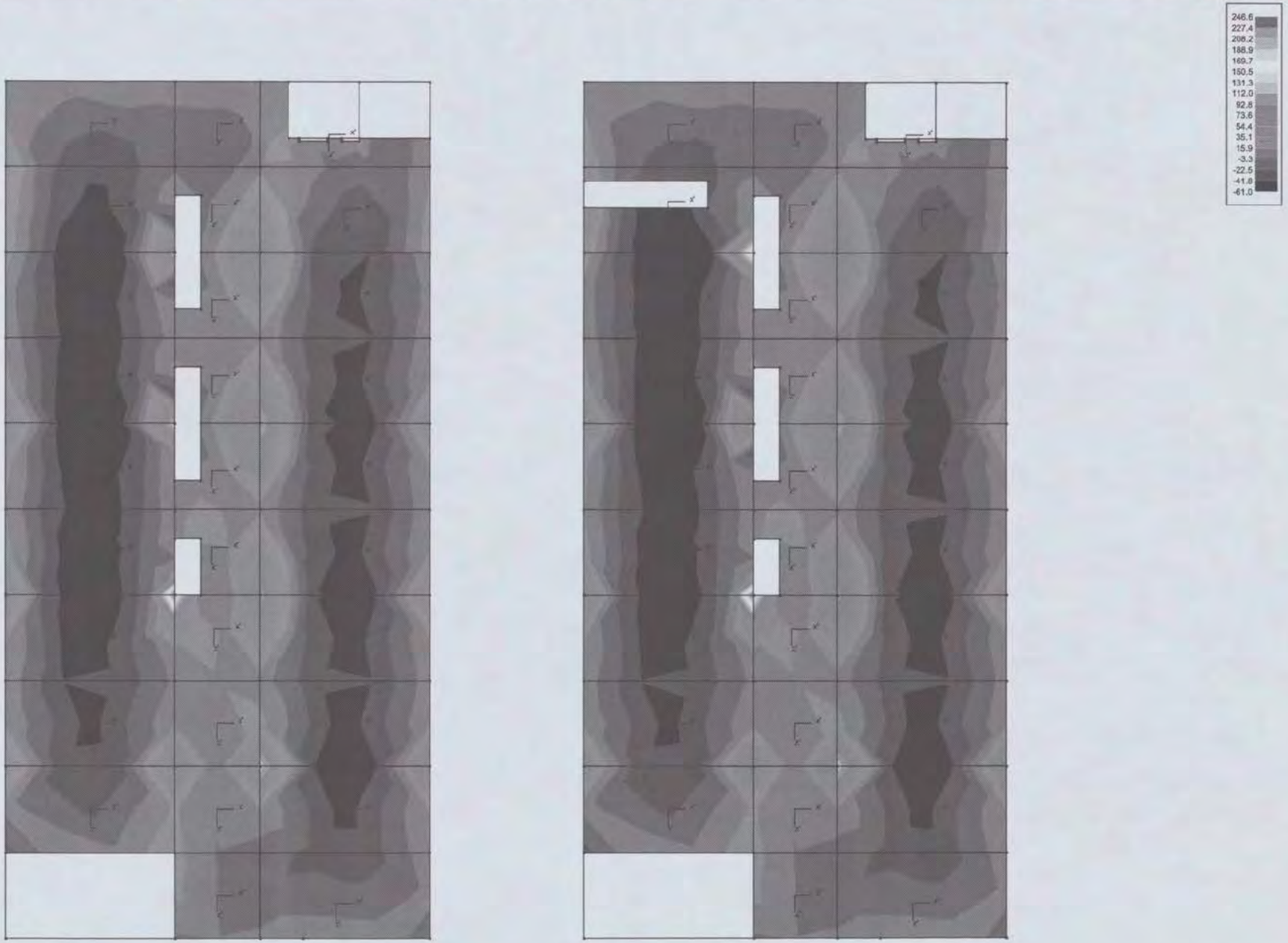

the scale towards document
Image Engineering Scan Reference Chart TE263 Serial No. 546
Patch Reference numbers on UTT

Plot - Moment Mx'x' (om x'-as) (kNm/m) - UGT2

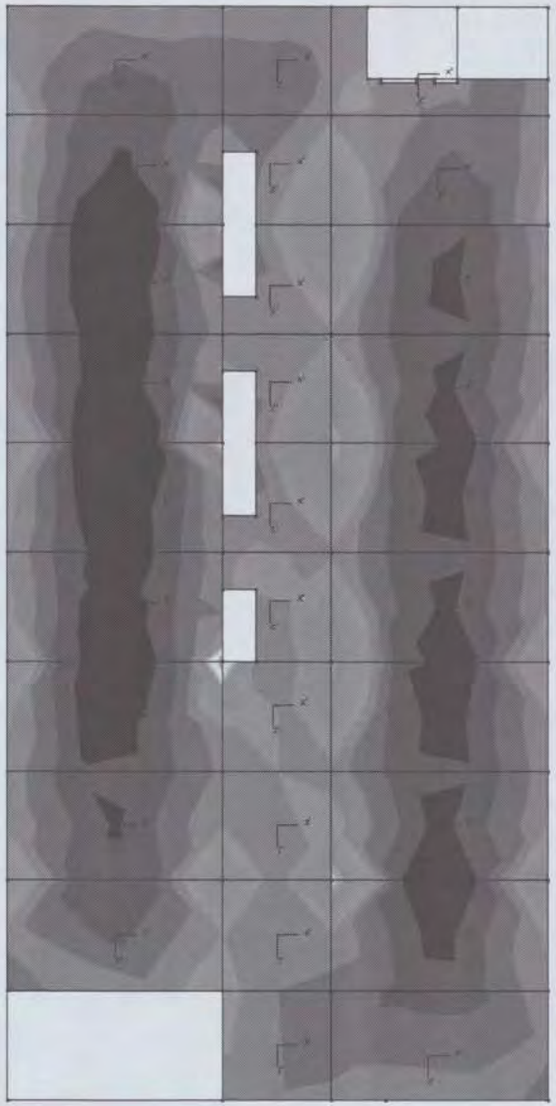





the scale towards document
546

Plot - Moment Mx'x' (om x'-as) (kNm/m) - UGT3

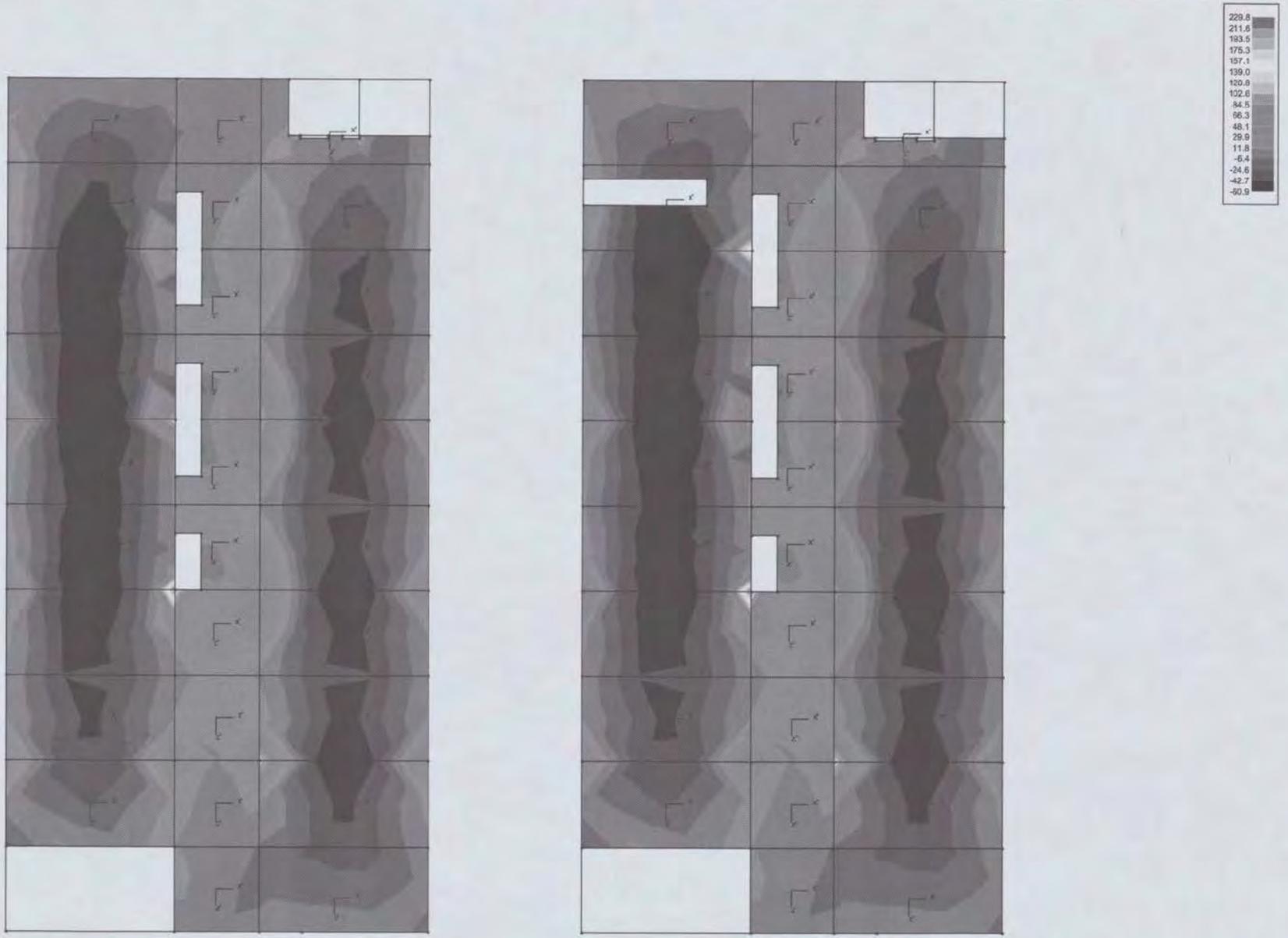

the scale towards document
Image Engineering Scan Reference Chart TE263 Serial No. 546
Patch Reference numbers on LHT

Plot - Moment Mx'x' (om y'-as) (kNm/m) - UGT4

the scale towards document
C1 B1 A1 C2 B2 A2 B5 A5 20 18 17 16 11
10 09 03 02 01 C7 B7 A7 C8 B8 A8 C9 B9
Image Engineering Scan Reference Chart TE263 Serial No. 546
Path Reference numbers on UT1

Plot - Moment Mx'x' (om z'-as) (kNm/m) - UGT5

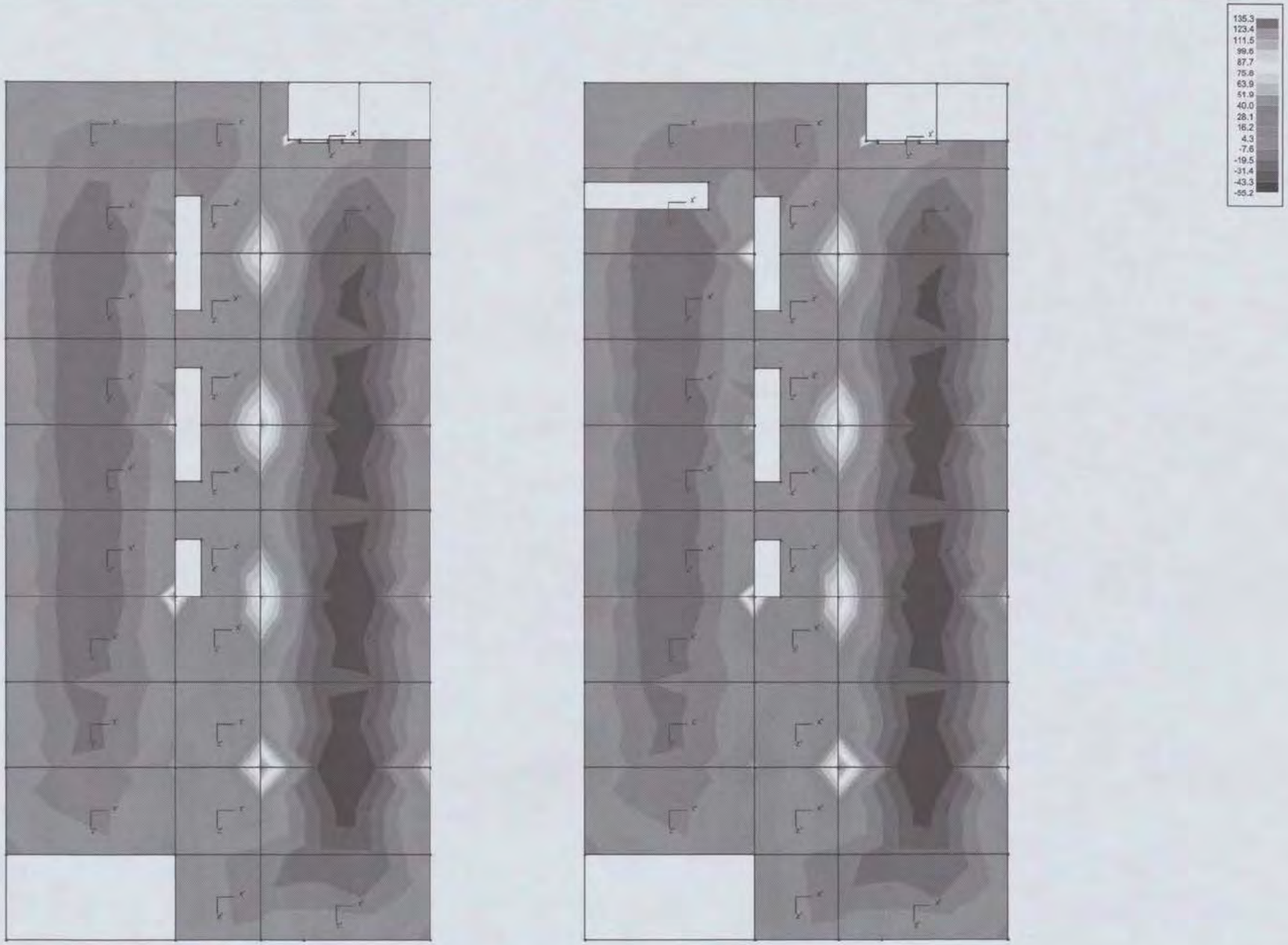

the scale towards document
C1 B1 A1 C2 B2 A2 B5 A5 20 18 17 16 11
10 09 03 02 01 C7 B7 A7 C8 B8 A8 C9 B9
Patch Reference numbers on UTT
Serial No. 546

Plot - Moment Mz'z' (om x'-as) (kNm/m) - U.G.T. min.

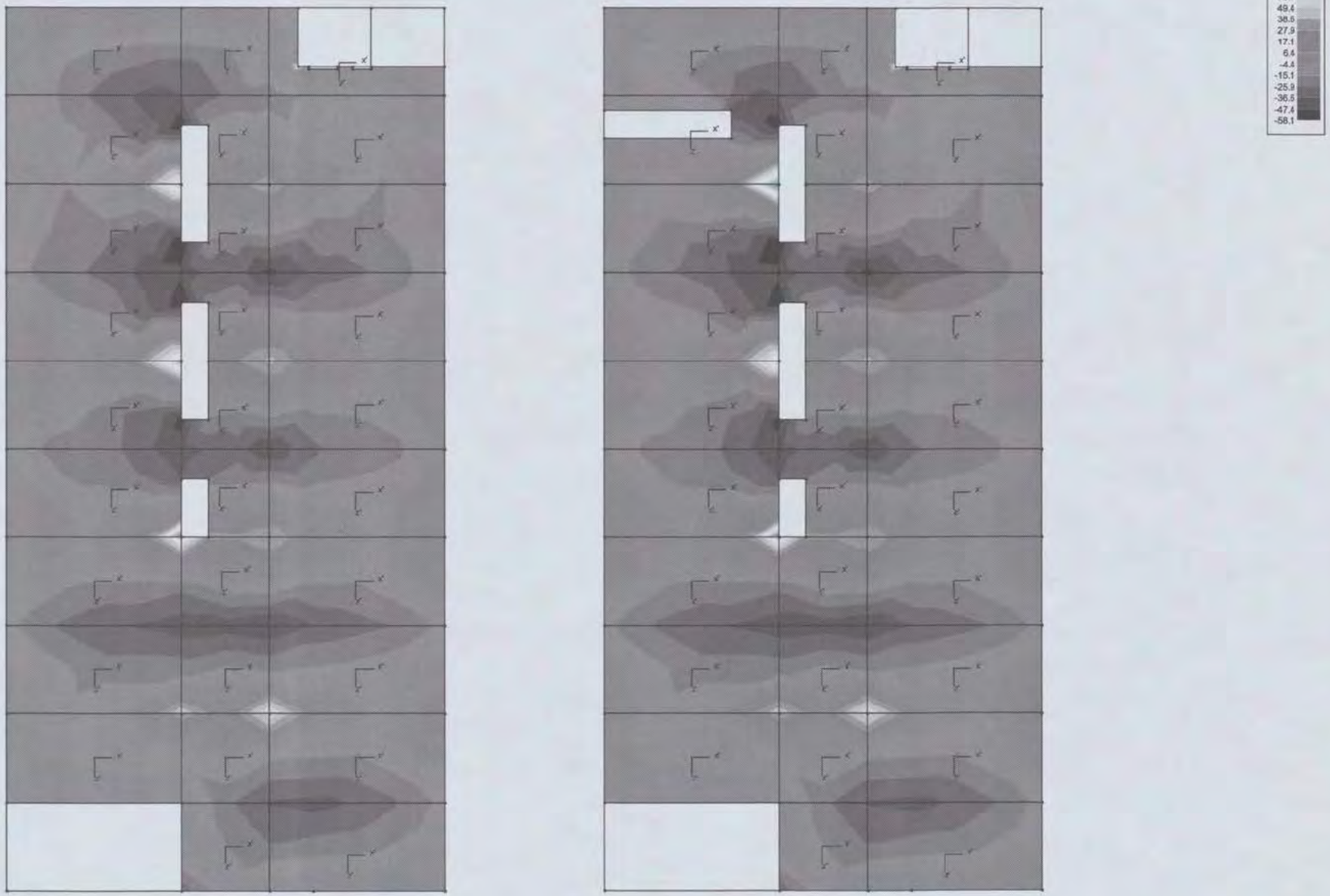

the scale towards document
C1 B1 A1 C2 B2 A2 B5 A5 20 18 17 16 11
10 09 03 02 01 C7 B7 A7 C8 B8 A8 C9 B9
Patch Reference numbers on UTT
Serial No. 546

Plot - Moment Mz'z' (om x'-as) (kNm/m) - U.G.T. max.

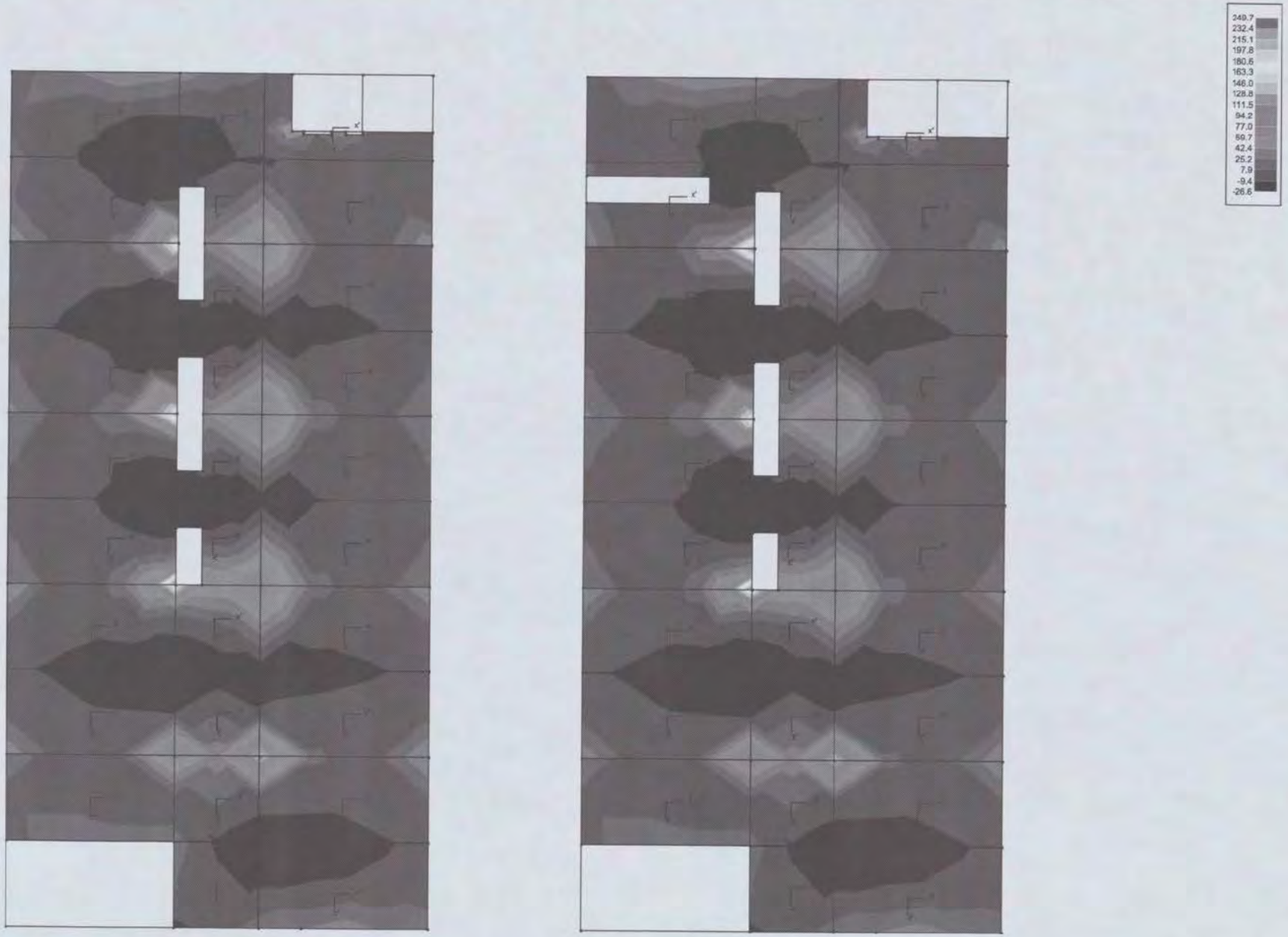

C1 B1 A1 C2 B2 A2 B5 A5 20 18 17 16 11
10 09 03 02 01 C7 B7 A7 C8 B8 A8 C9 B9
the scale towards document
Patch Reference numbers on UTT
Scan Reference Chart TE263 Serial No. 546

Plot - Moment Mz'z' (om x'-as) (kNm/m) - UGT1

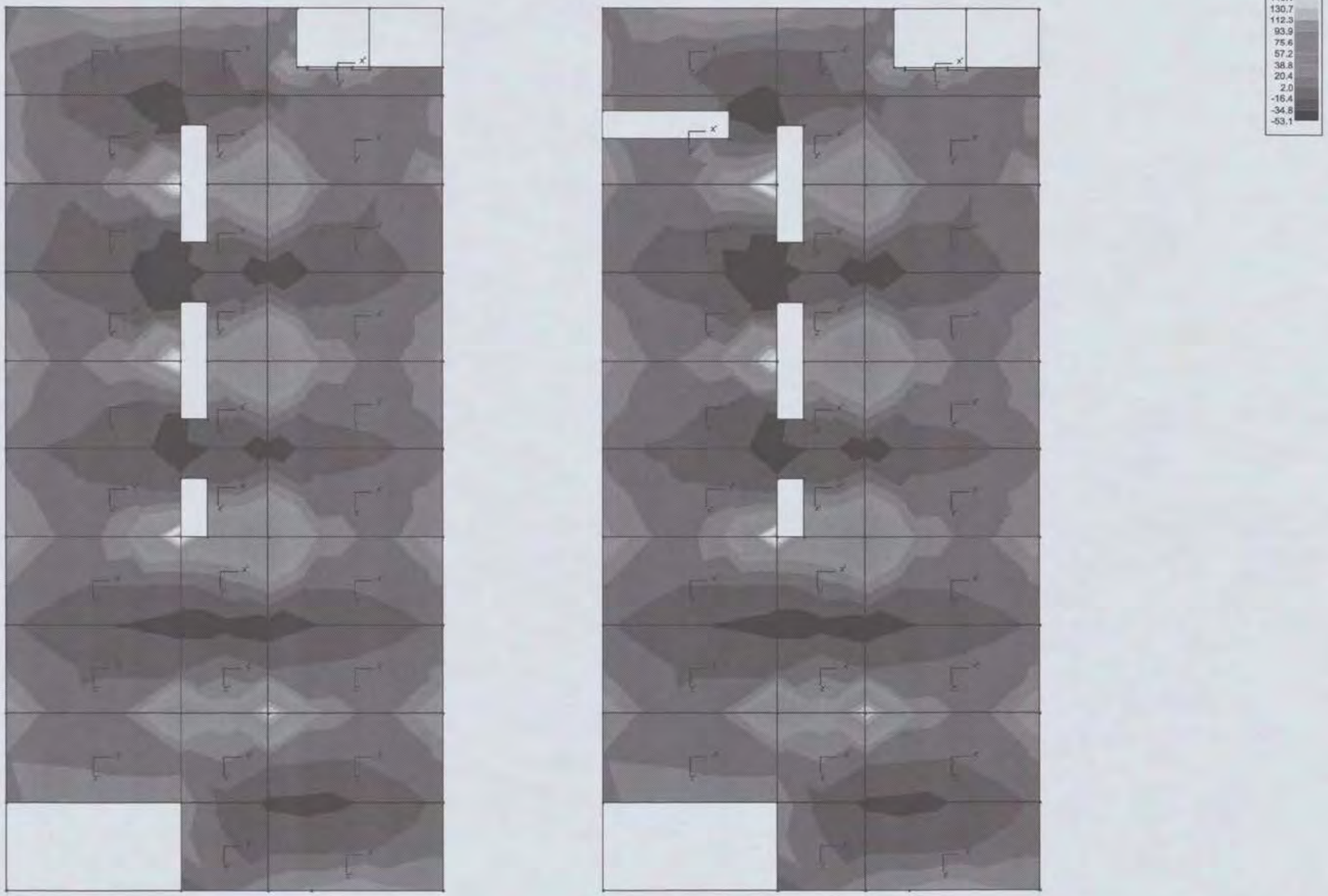

the scale towards document
C1 B1 A1 C2 B2 A2 B5 A5 20 18 17 16 11
10 09 03 02 01 C7 B7 A7 C8 B8 A8 C9 B9
Patch Reference numbers on UTT
546

Plot - Moment Mz'z' (om x'-as) (kNm/m) - UGT2



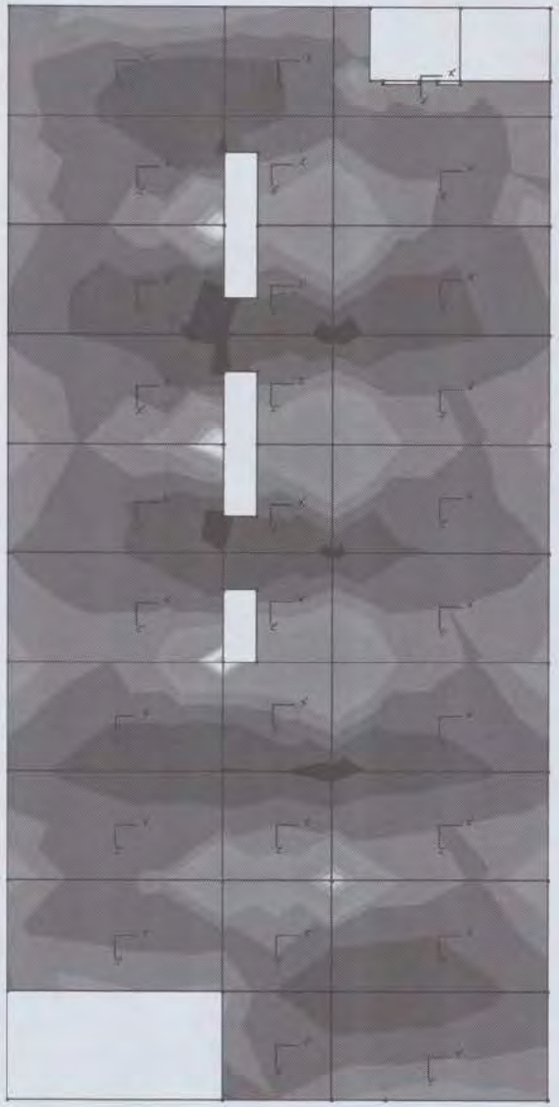

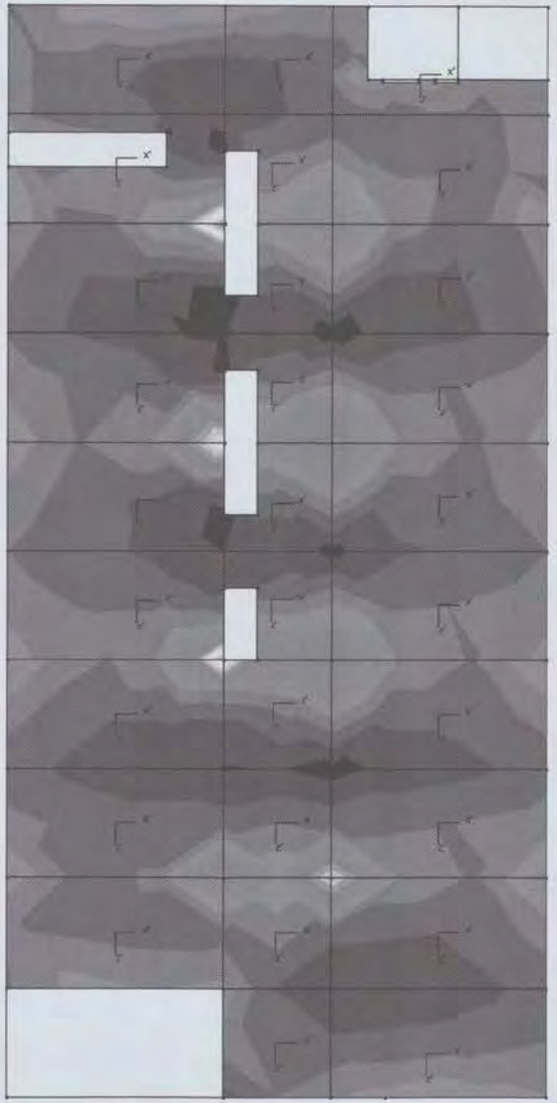

the scale towards document
C1 B1 A1 C2 B2 A2 B5 A5 20 18 17 16 11
10 09 03 02 01 C7 B7 A7 C8 B8 A8 C9 B9
Patch Reference numbers on UTI
Serial No. 546

Plot - Moment Mz'x' (om x'-as) (kNm/m) - UGT3

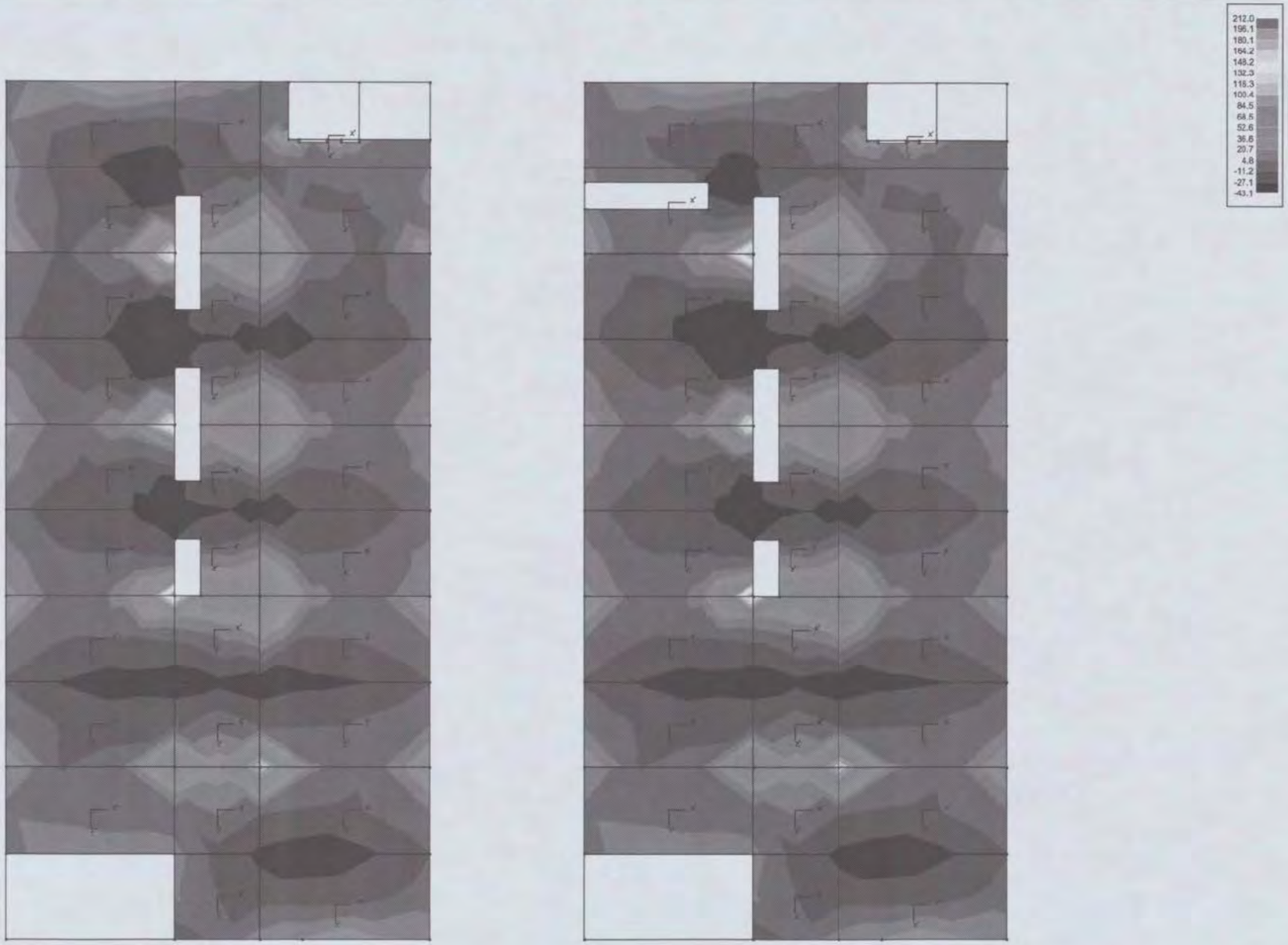

the scale towards document
Path Reference numbers on UTT Serial No. 546

Plot - Moment Mz'z' (om x'-as) (kNm/m) - UGT4



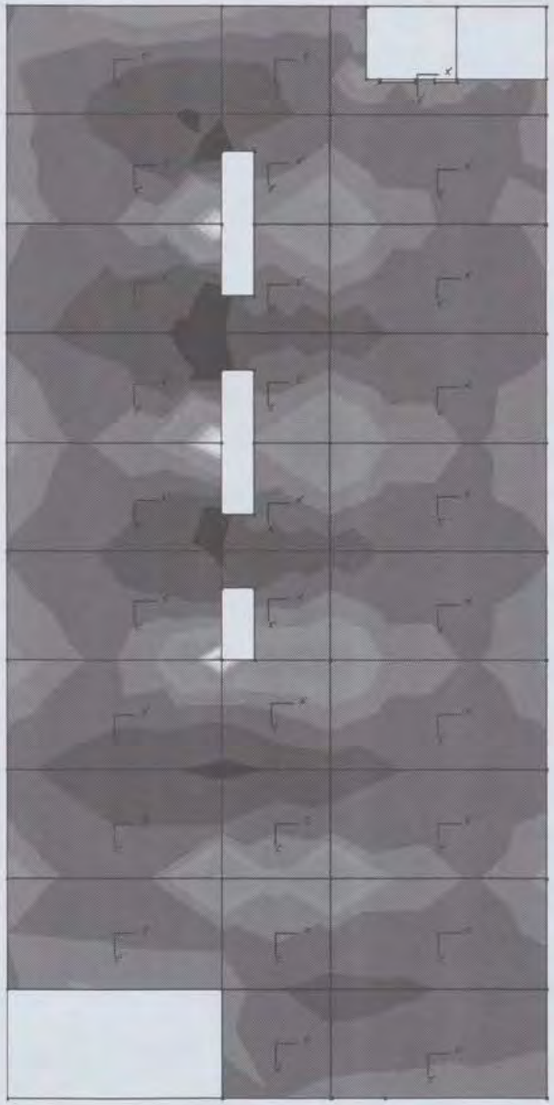

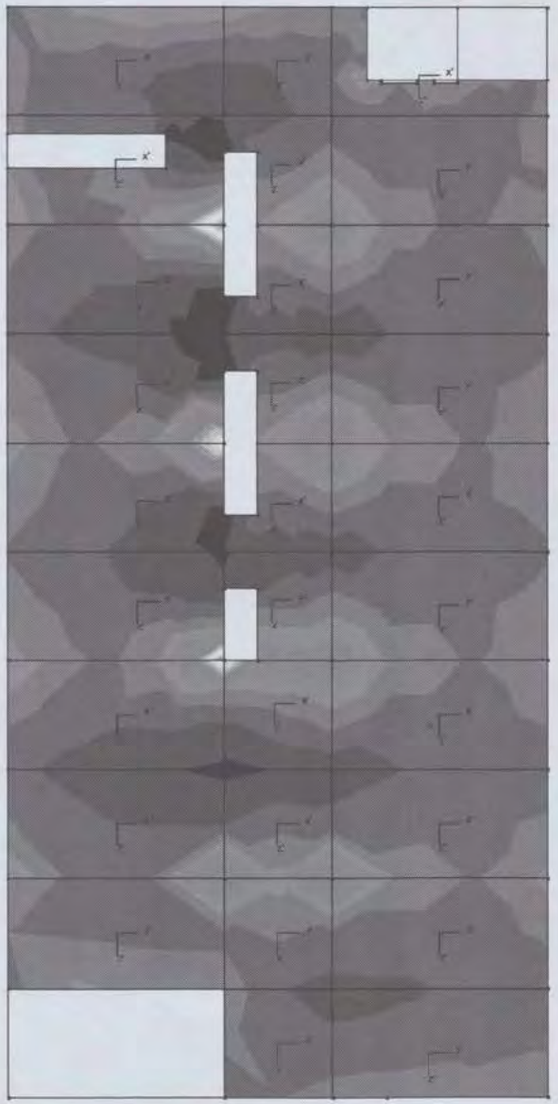

the scale towards document
Patch Reference numbers on UTT
Serial No. 546

Plot - Moment Mz'x' (om x'-as) (kNm/m) - UGT5

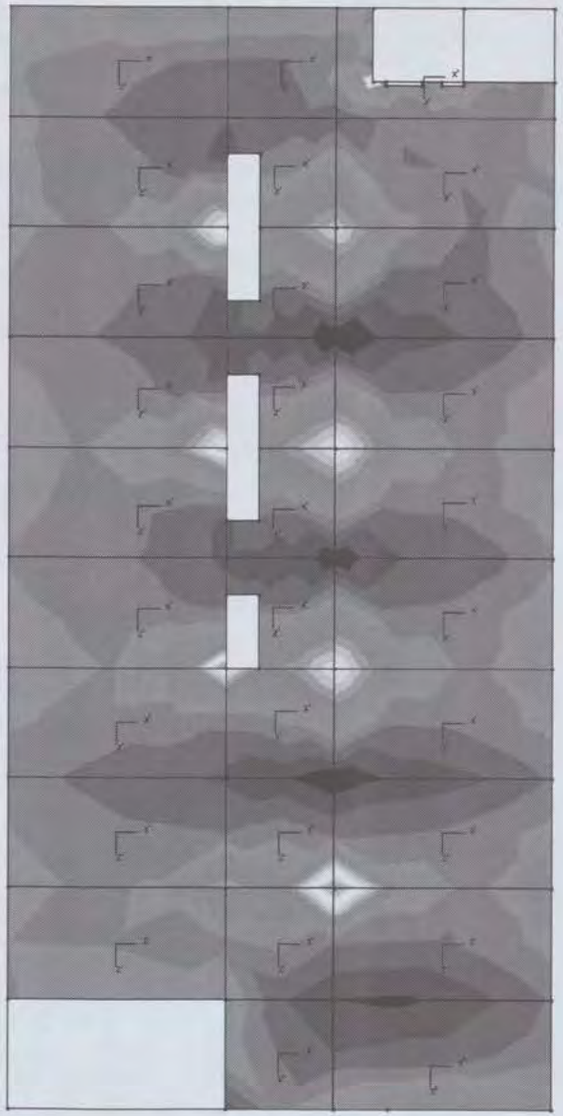

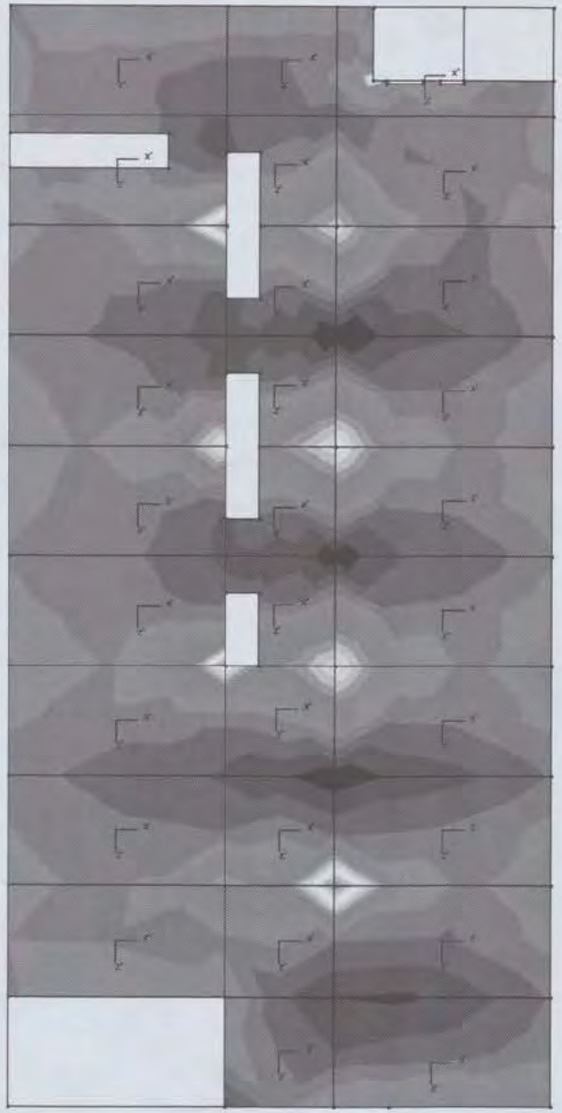



C1 B1 A1 C2 B2 A2 B5 A5 20 18 17 16 11
10 09 03 02 01 C7 B7 A7 C8 B8 A8 C9 B9
the scale towards document
Patch Reference numbers on UTT
Engel Engineering Scan Reference Chart TE263 Serial No. 546

Plot - Moment Mx'z' (kNm/m) - U.G.T. min.

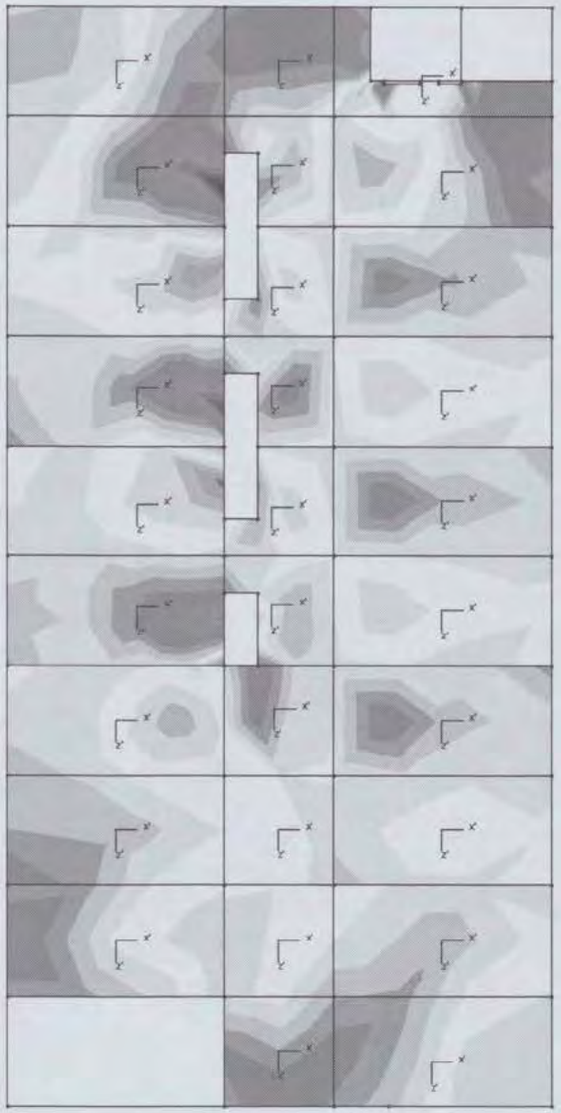

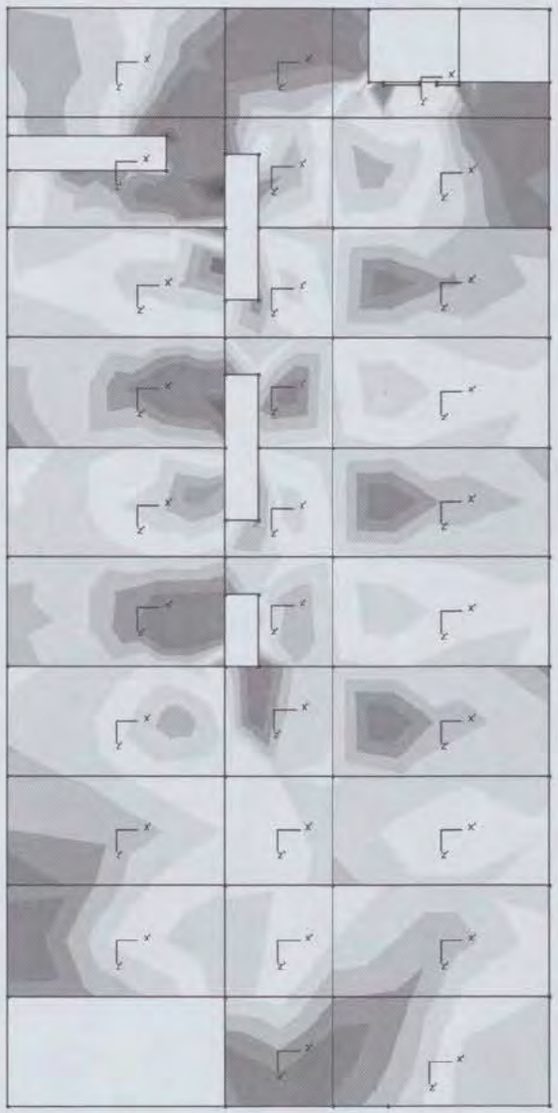



C1 B1 A1 C2 B2 A2 B5 A5 20 18 17 16 11
10 09 03 02 01 C7 B7 A7 C8 B8 A8 C9 B9
the scale towards document
Patch Reference numbers on UTT
Image Engineering Scan Reference Chart TE263 Serial No. 546

Plot - Moment Mx'z' (kNm/m) - U.G.T. max.

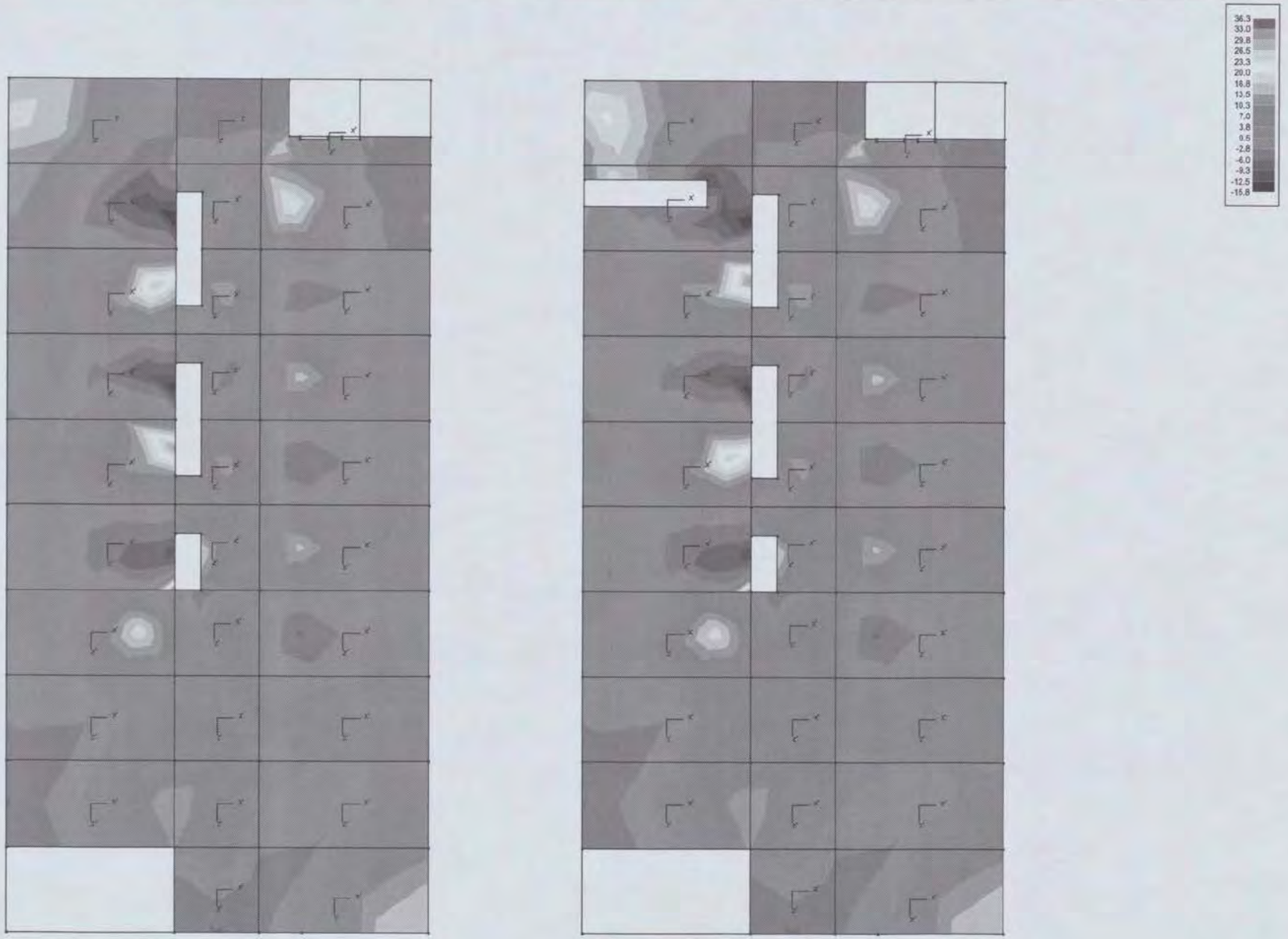

C1 B1 A1 C2 B2 A2 B5 A5 20 18 17 16 11
10 09 03 02 01 C7 B7 A7 C8 B8 A8 C9 B9
the scale towards document
Patch Reference numbers on UTT
Serial No. 546
Image Engineering Scan Reference Chart TE283

Plot - Moment Mx'x' (kNm/m) - UGT1

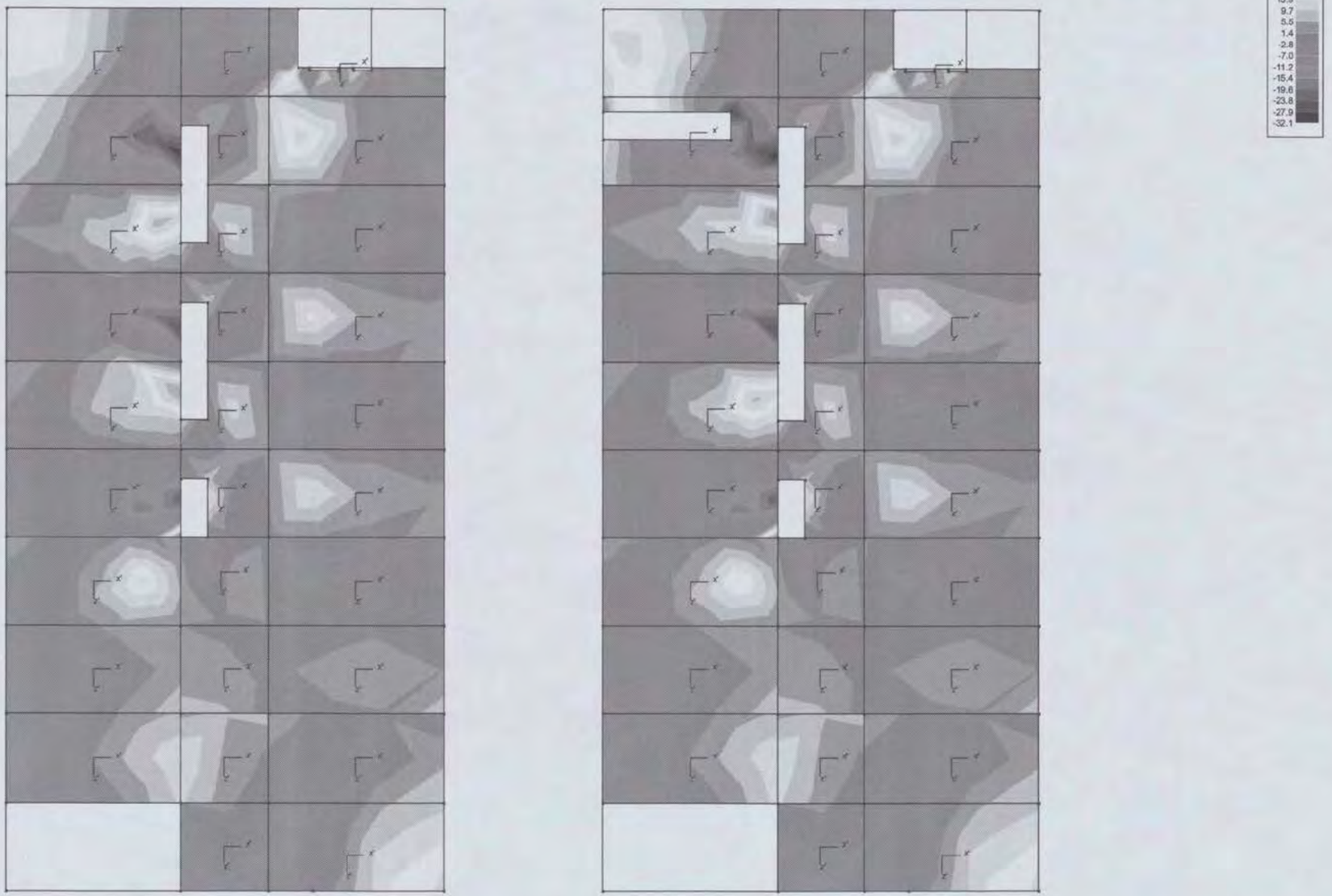

C1 B1 A1 C2 B2 A2 B5 A5 20 18 17 16 11
10 09 03 02 01 C7 B7 A7 C8 B8 A8 C9 B9
the scale towards document
Patch Reference numbers on UTI
Serial No. 546

Plot - Moment Mx'x' (kNm/m) - UGT2

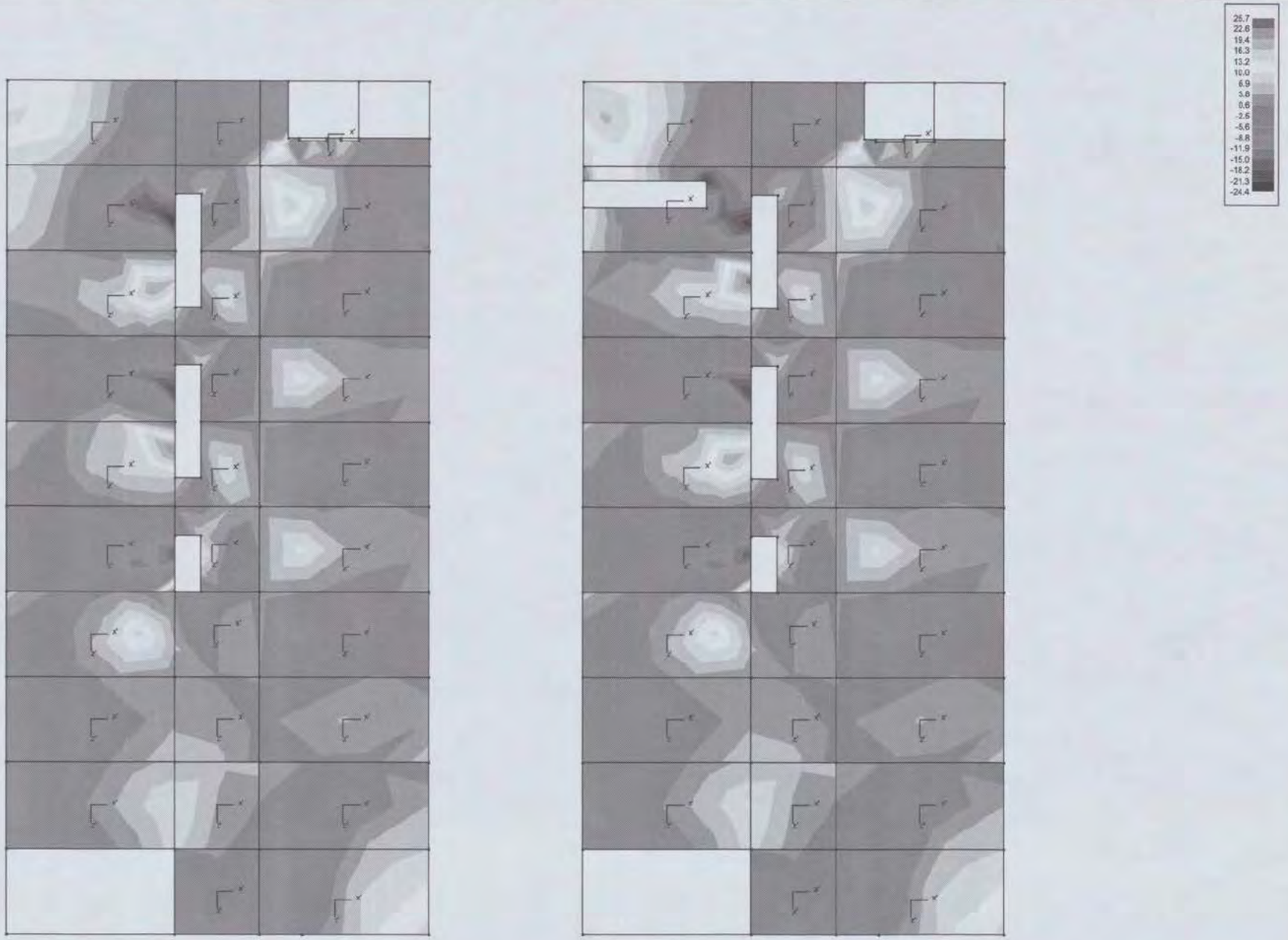

the scale towards document
C1 B1 A1 C2 B2 A2 B5 A5 20 18 17 16 11
10 09 03 02 01 C7 B7 A7 C8 B8 A8 C9 B9
Patch Reference numbers on UTT
Serial No. 546

Plot - Moment Mx'z' (kNm/m) - UGT3

C1 B1 A1 C2 B2 A2 B5 A5 20 18 17 16 11
10 09 03 02 01 C7 B7 A7 C8 B8 A8 C9 B9
the scale towards document
Patch Reference numbers on UTT
Image Engineering Scan Reference Chart TE263 Serial No. 546

Plot - Moment Mx'z' (kNm/m) - UGT4

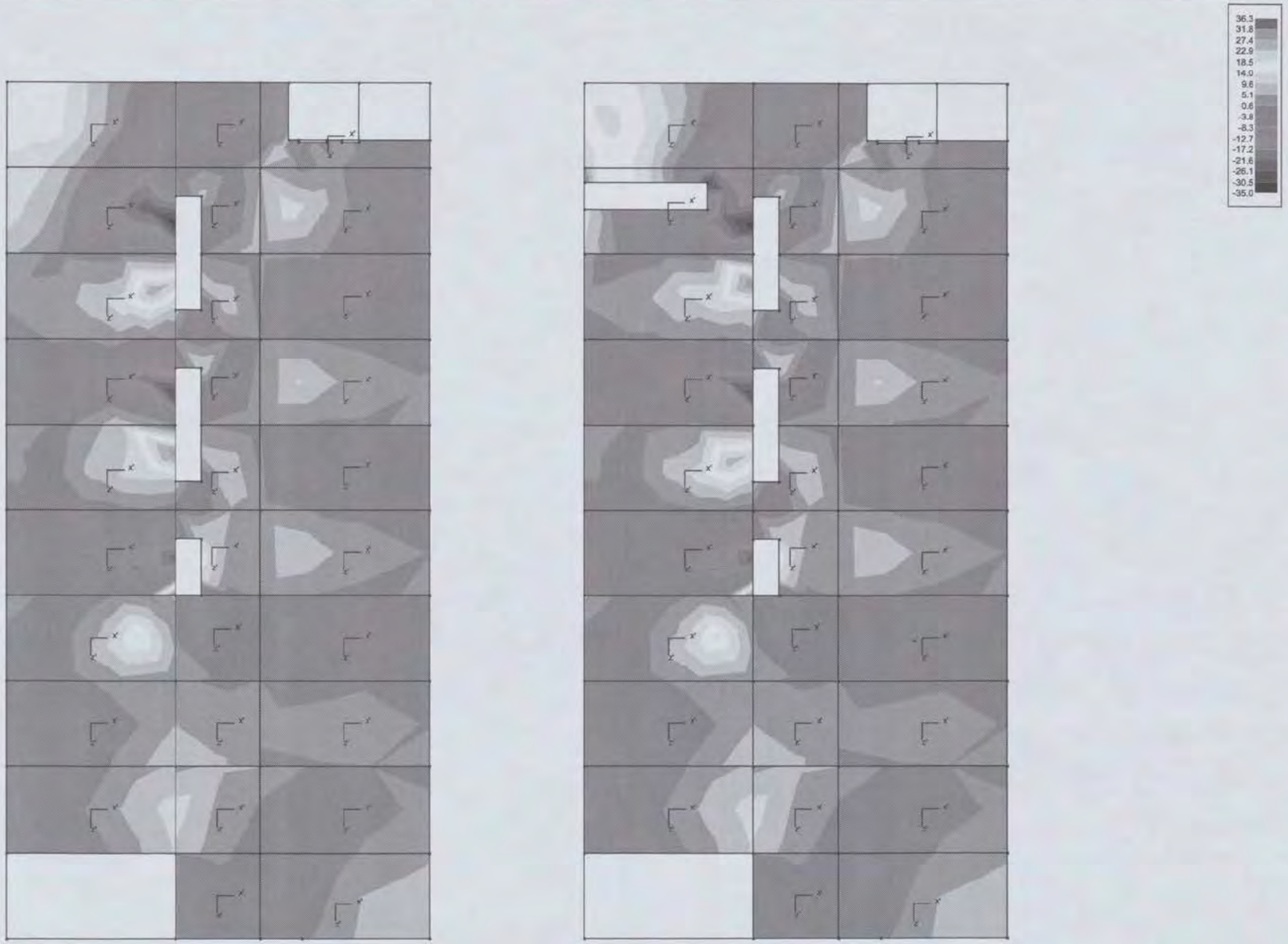

C1 B1 A1 C2 B2 A2 B5 A5 20 18 17 16 11
10 09 03 02 01 C7 B7 A7 C8 B8 A8 C9 B9
the scale towards document
Patch Reference numbers on UTI
Image Engineering Scan Reference Chart TE263 Serial No. 546

Plot - Moment Mx'z' (kNm/m) - UGT5

the scale towards document
C1 B1 A1 C2 B2 A2 B5 A5 20 18 17 16 11
10 09 03 02 01 C7 B7 A7 C8 B8 A8 C9 B9
Patch Reference numbers on UTT
Serial No. 546

Plot - Bovenwapening // x'-as (mm²/m)



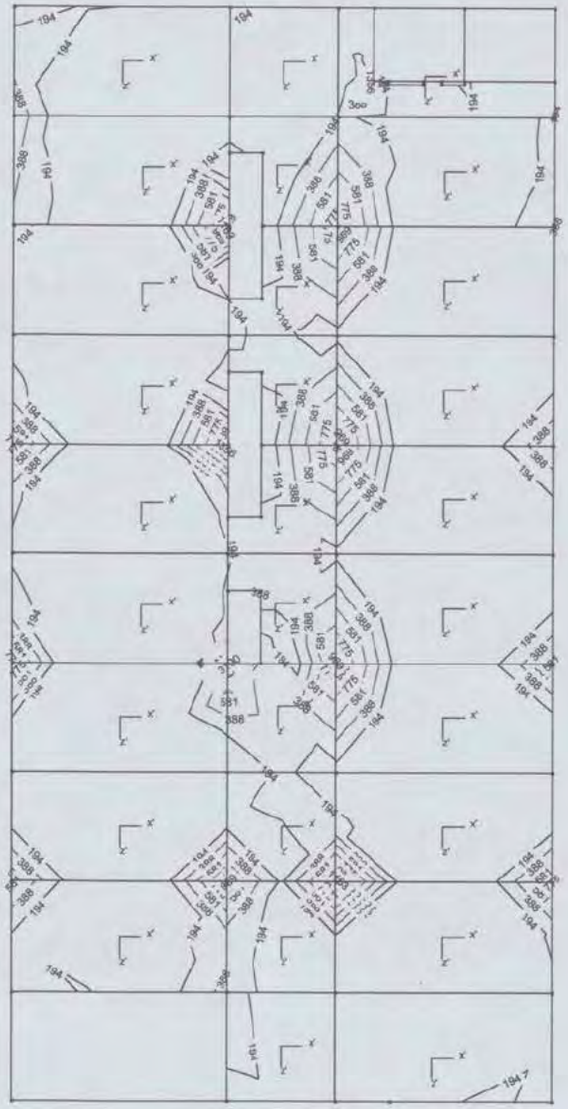

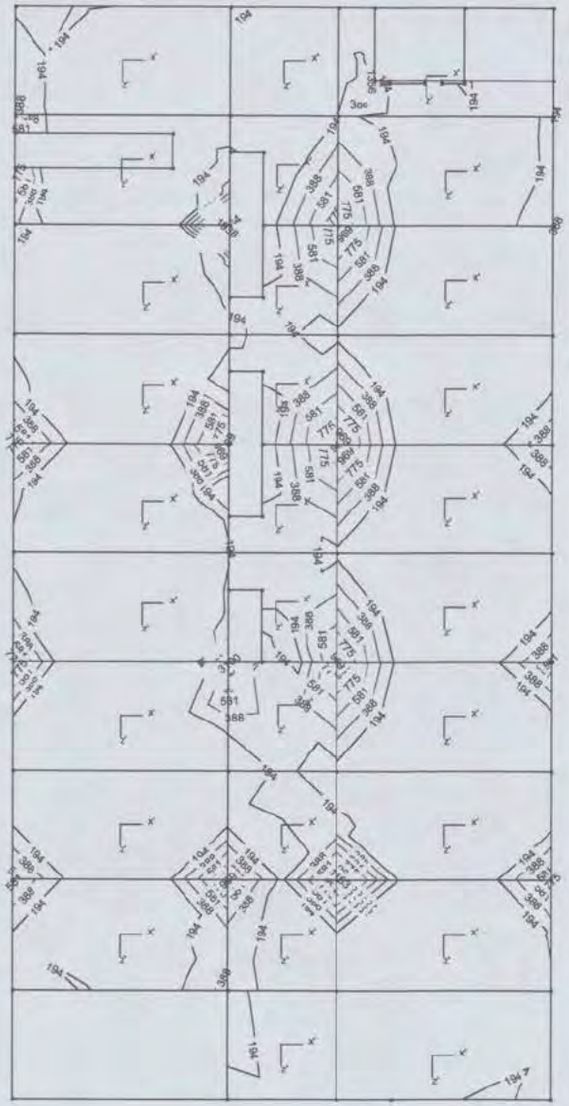

Plot - Bovenwapening // x'-as (mm²/m)

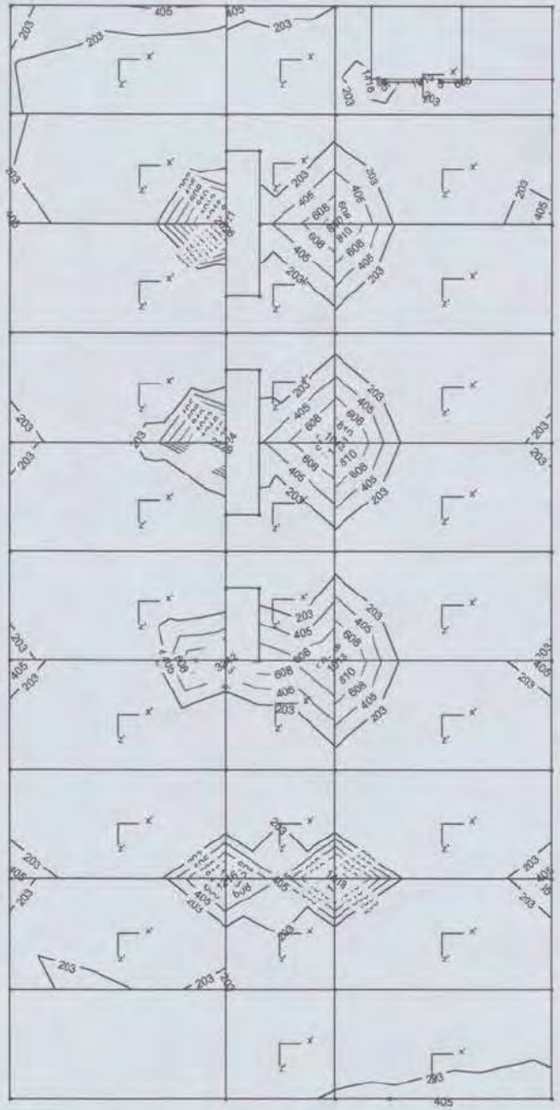

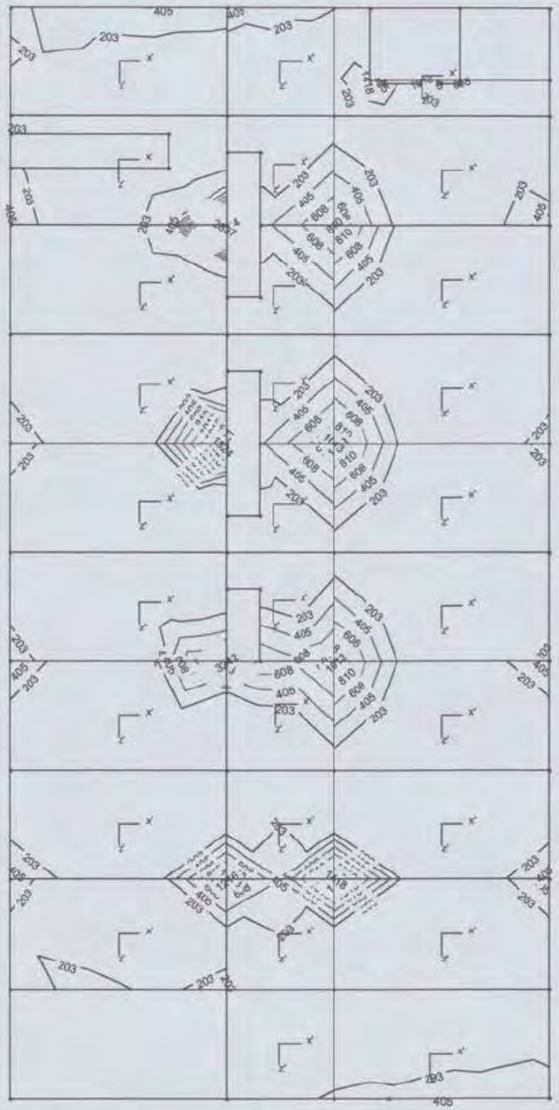



C1 B1 A1 C2 B2 A2 B5 A5 20 18 17 16 11 10 09 03 02 01 C7 B7 A7 C8 B8 A8 C9 B9
the scale towards document
Patch Reference numbers on UTI
Serial No. 546

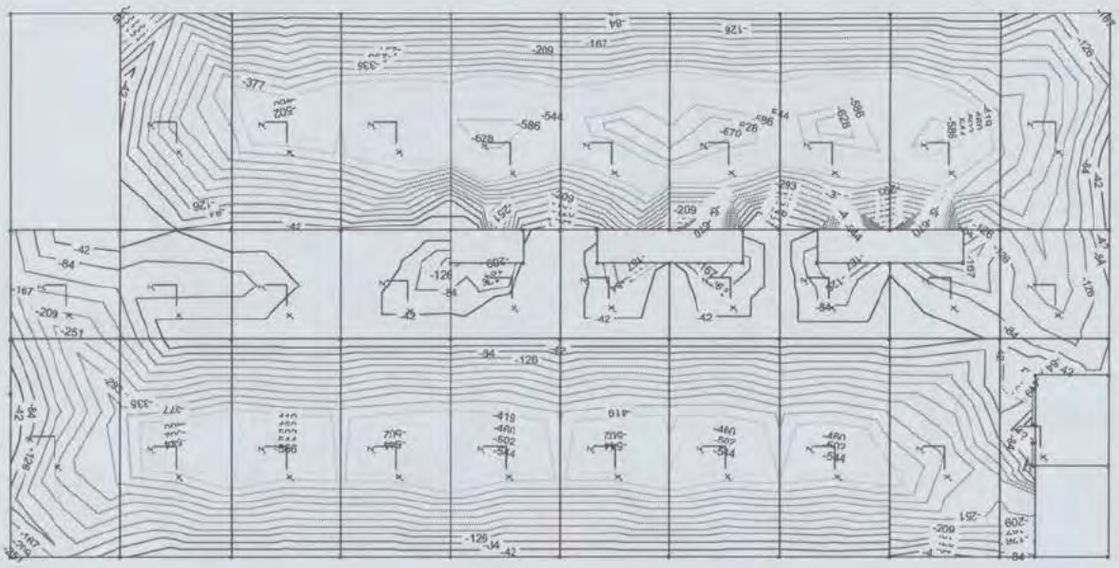

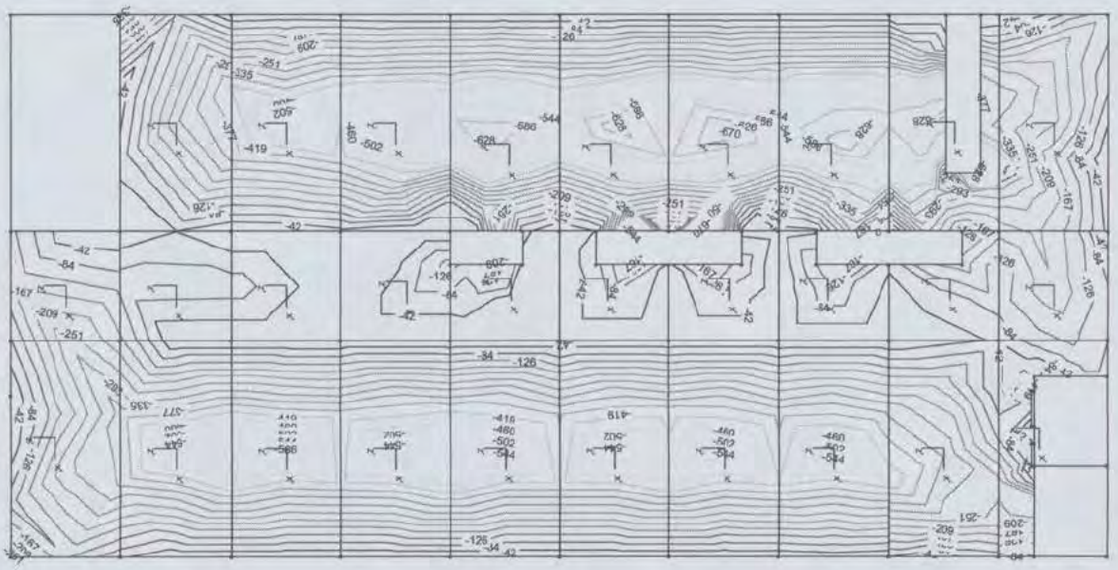



SsBeCc
Tweede verdieping G-J
Plot - Onderwapening // x-as (mm²/m)
C:\Documents and Settings\[redacted]\Mijn documenten\Projecten - 2006\05003 - Shell_mtc\tweede\tweedeG-J.PWP
40
Mammoth
PowerPads 4.0 - © Duotsist
7/03/2006
C1 B1 A1 C2 B2 A2 B5 A5 20 18 17 16 11
Patch Reference Avanbern on UTT
10 09 03 02 01 C7 B7 A7 C8 B8 A8 C9 B9
the scale towards document
546

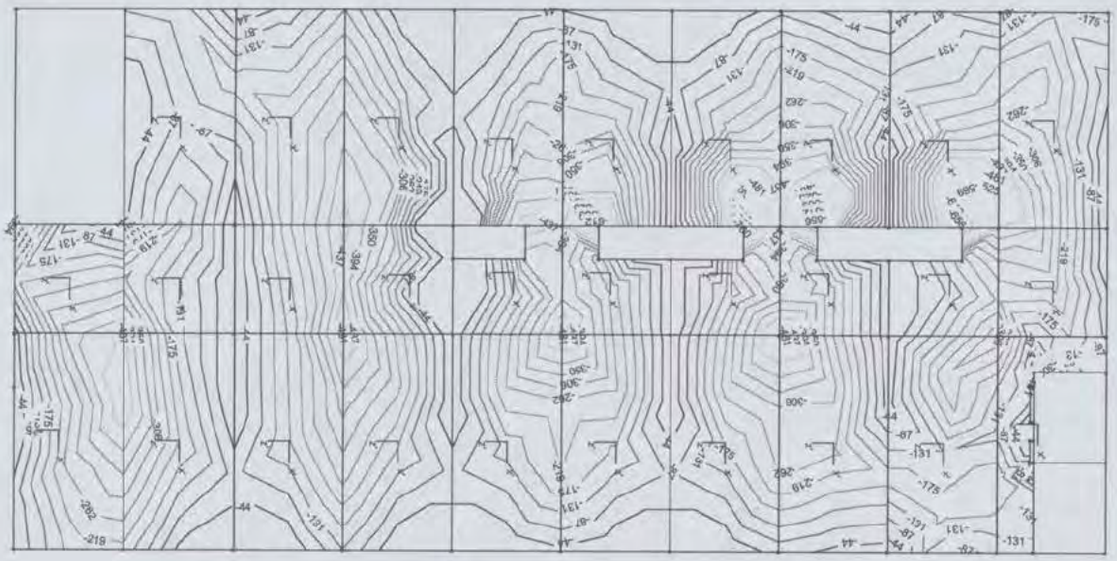

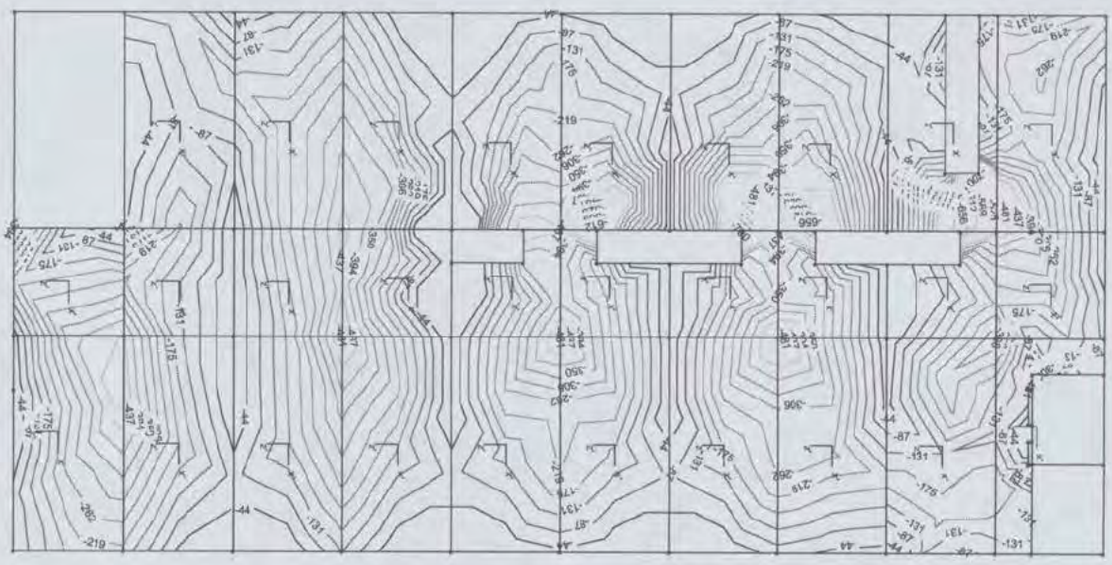

Mammoth
PowerPlot v.5 - © BJ Jubbs
7/03/2006
Tweede verdieping G..\
Plot - Onderwijsbeleid jf z -ta (mm/hr)
C:\Documents and Settings\...\Mijn documenten\Projecten - 2006\06003 - Shell - nieuwe\schiedam\Tweede G..\.PWP
Patch Reference numbers on UTT
Image Engineering Scan Reference Chart TE263 Serial No. 546
the scale towards document

Plot - Dwarskracht Vx' (kN/m) - U.G.T. min.

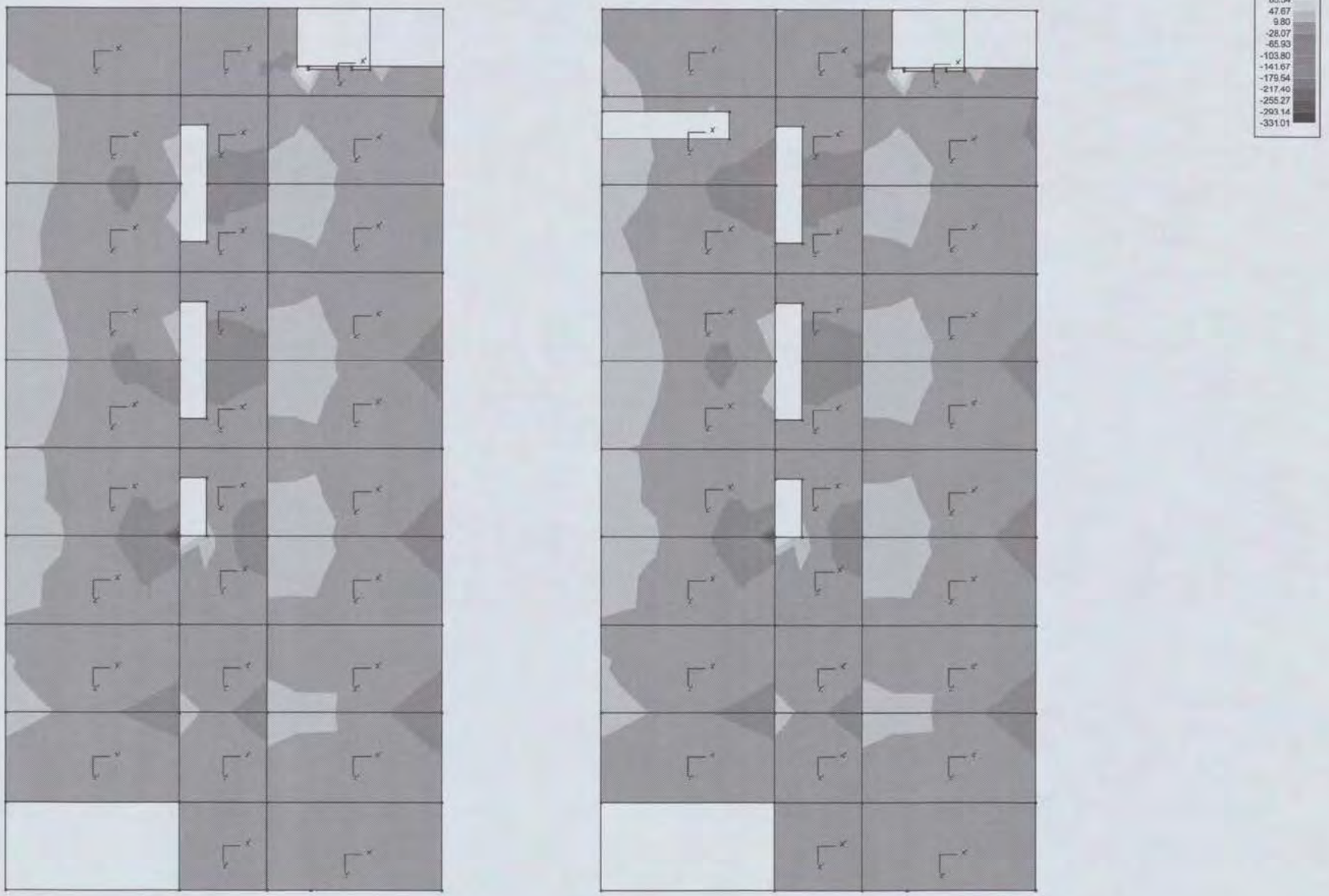

the scale towards document
C1 B1 A1 C2 B2 A2 B5 A5 20 18 17 16 11
10 09 03 02 01 C7 B7 A7 C8 B8 A8 C9 B9
Patch Reference numbers on UTI
Serial No. 546

Plot - Dwarskracht Vx' (kN/m) - U.G.T. max.







the scale towards document
C1 B1 A1 C2 B2 A2 B5 A5 20 18 17 16 11
10 09 03 02 01 C7 B7 A7 C8 B8 A8 C9 B9
Patch Reference numbers on UTI Serial No. 546
Image Engineering Scan Reference Chart TE263

Plot - Dwarskracht Vx' (kN/m) - UGT1

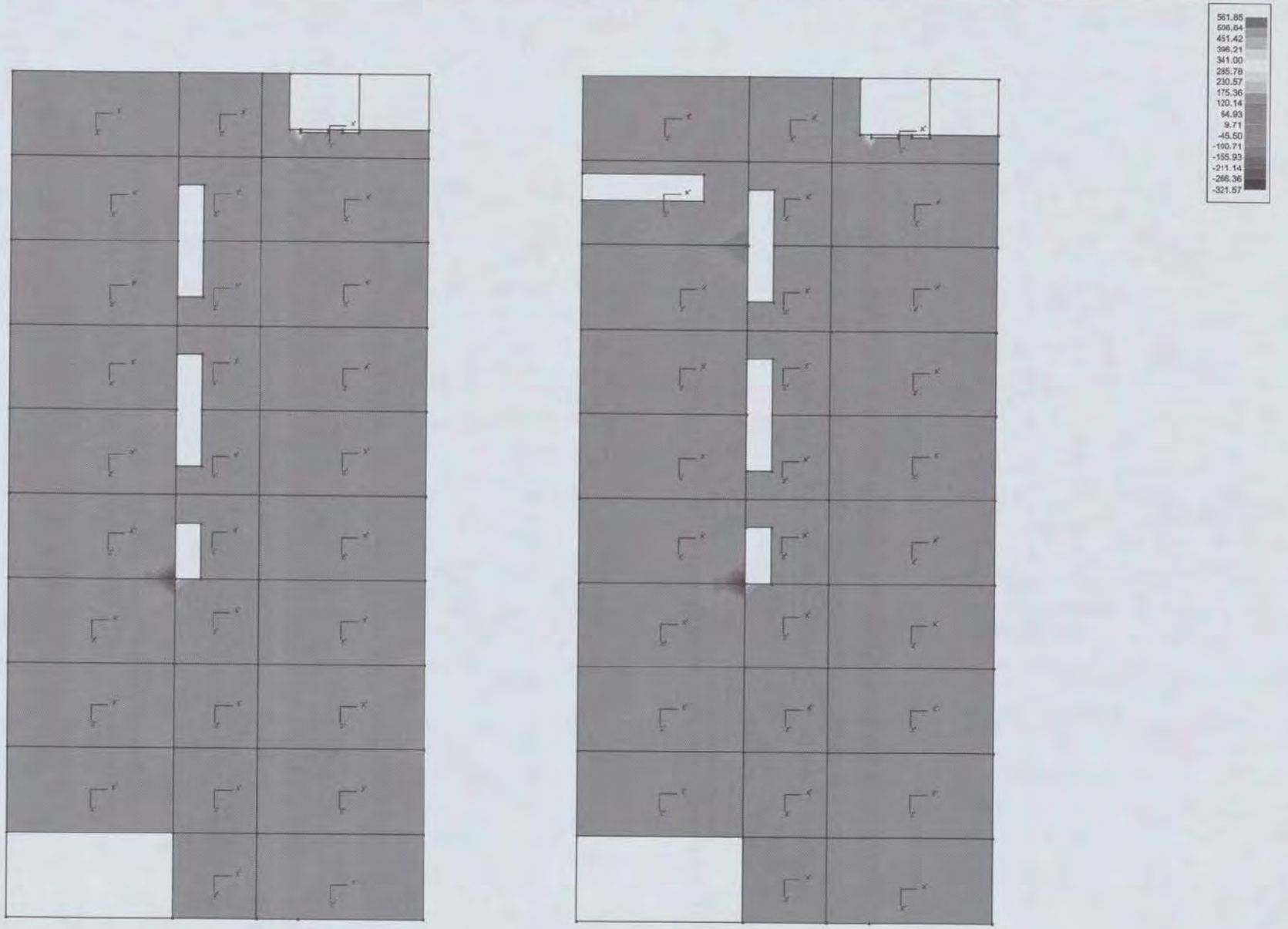

the scale towards document
Plate Reference numbers on UT1 Serial No. 546

Plot - Dwarskracht Vx' (kN/m) - UGT2







C1 B1 A1 C2 B2 A2 B5 A5 20 18 17 16 11 10 09 03 02 01 C7 B7 A7 C8 B8 A8 C9 B9
the scale towards document
Image Engineering Scan Reference Chart TE163 Serial No. 546
Path Reference numbers on UT!

Plot - Dwarskracht Vx' (kN/m) - UGT3

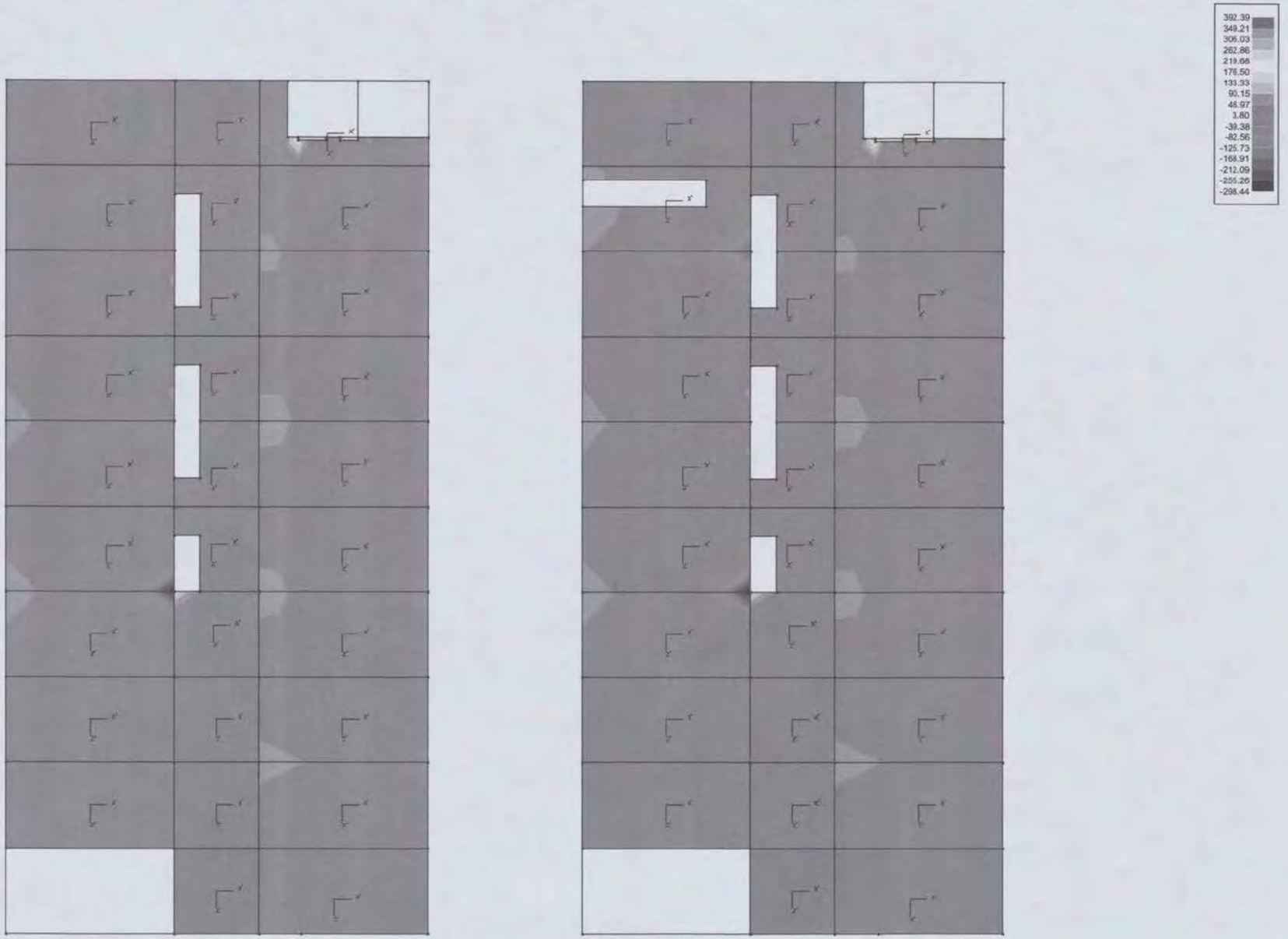

Plot - Dwarskracht Vx' (kN/m) - UGT4







the scale towards document
C1 B1 A1 C2 B2 A2 B5 A5 20 18 17 16 11
10 09 03 02 01 C7 B7 A7 C8 B8 A8 C9 B9
Patch Reference numbers on UTI
546

Plot - Dwarskracht Vx' (kN/m) - UGT5

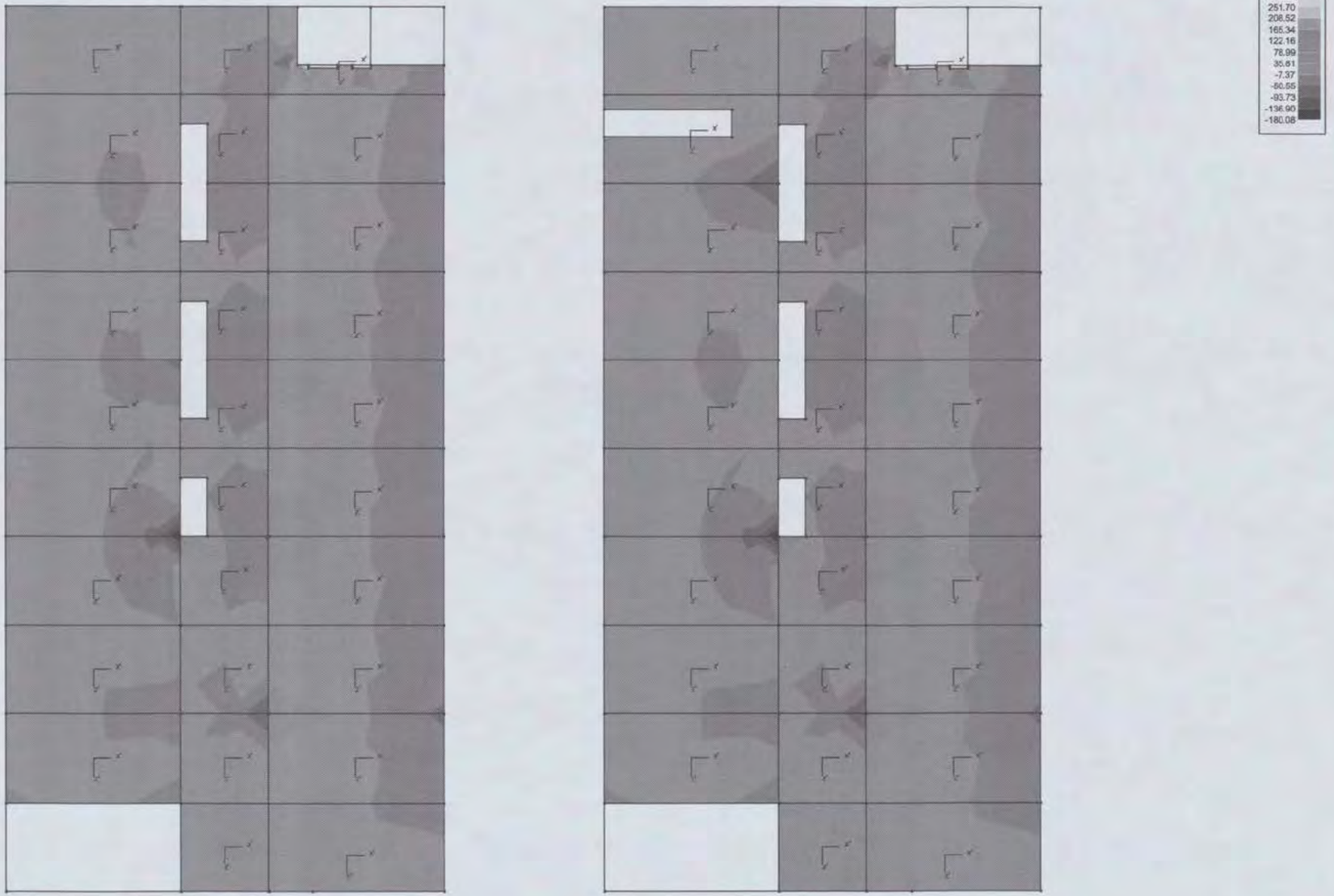

the scale towards document
546

Plot - Dwarskracht Vz' (kN/m) - U.G.T. min.



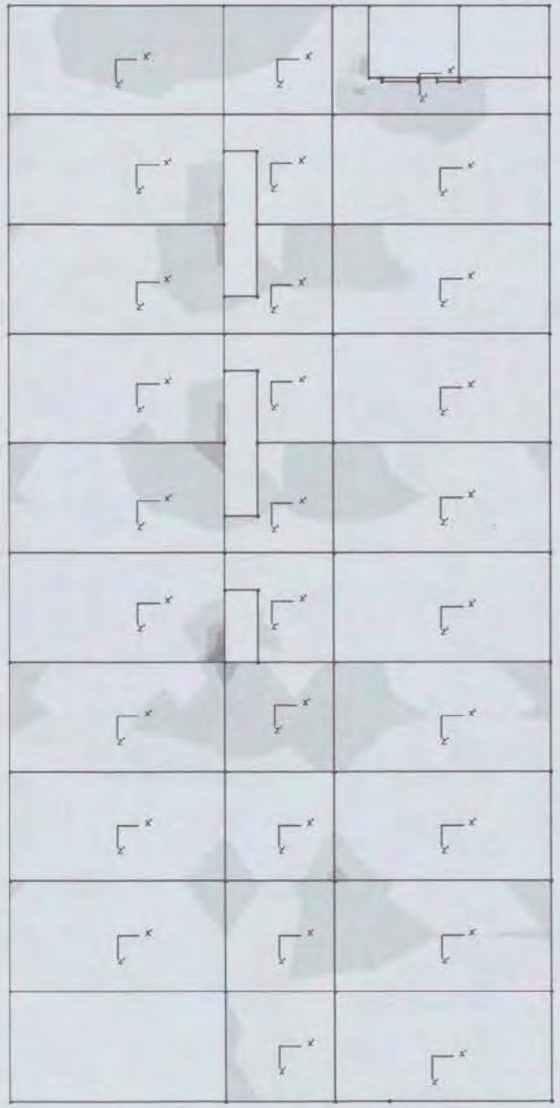

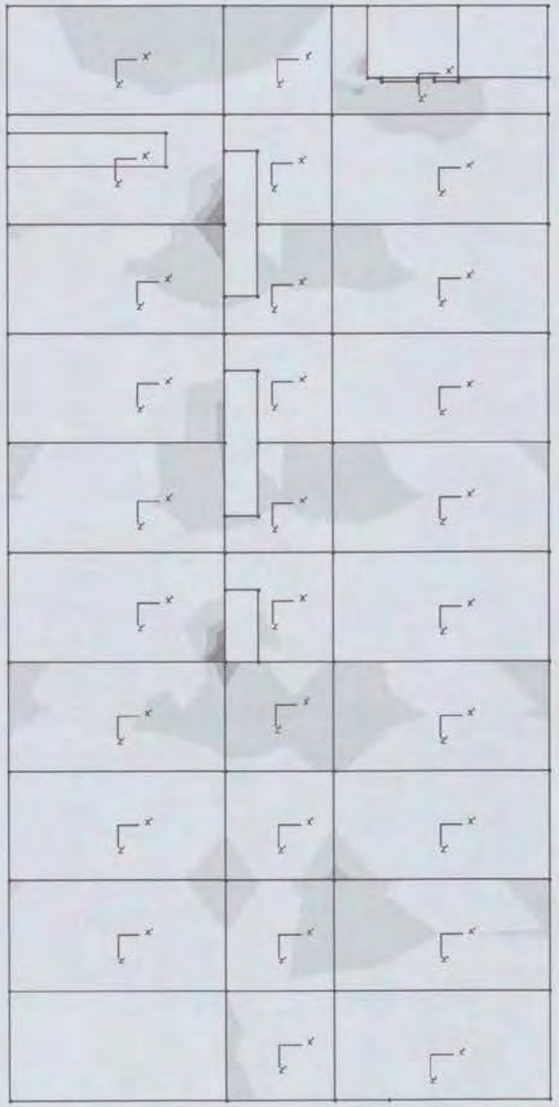

PowerPlate 4.0 - © BuildSoft

C1 B1 A1 C2 B2 A2 B5 A5 20 18 17 16 11 10 09 03 02 01 C7 B7 A7 C8 B8 A8 C9 B9
the scale towards document
Patch Reference numbers on UFT
Image Engineering Scan Reference Chart TE263 Serial No. 546

Plot - Dwarskracht Vz' (kN/m) - U.G.T. max.





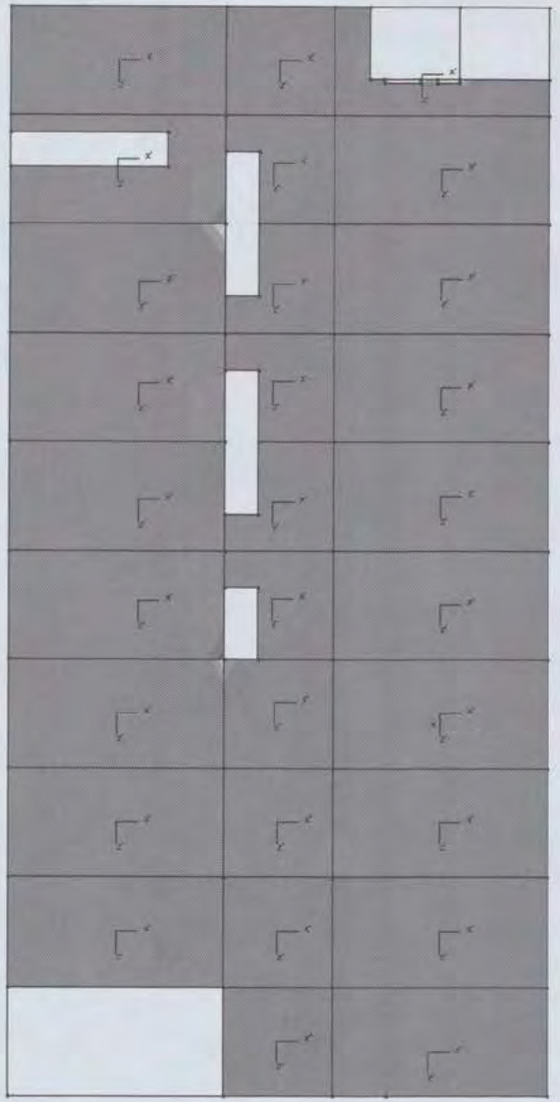

the scale towards document
C1 B1 A1 C2 B2 A2 B5 A5 20 18 17 16 11
10 09 03 02 01 C7 B7 A7 C8 B8 A8 C9 B9
Patch Reference numbers on UTT
Serial No. 546

Plot - Dwarskracht Vz' (kN/m) - UGT1

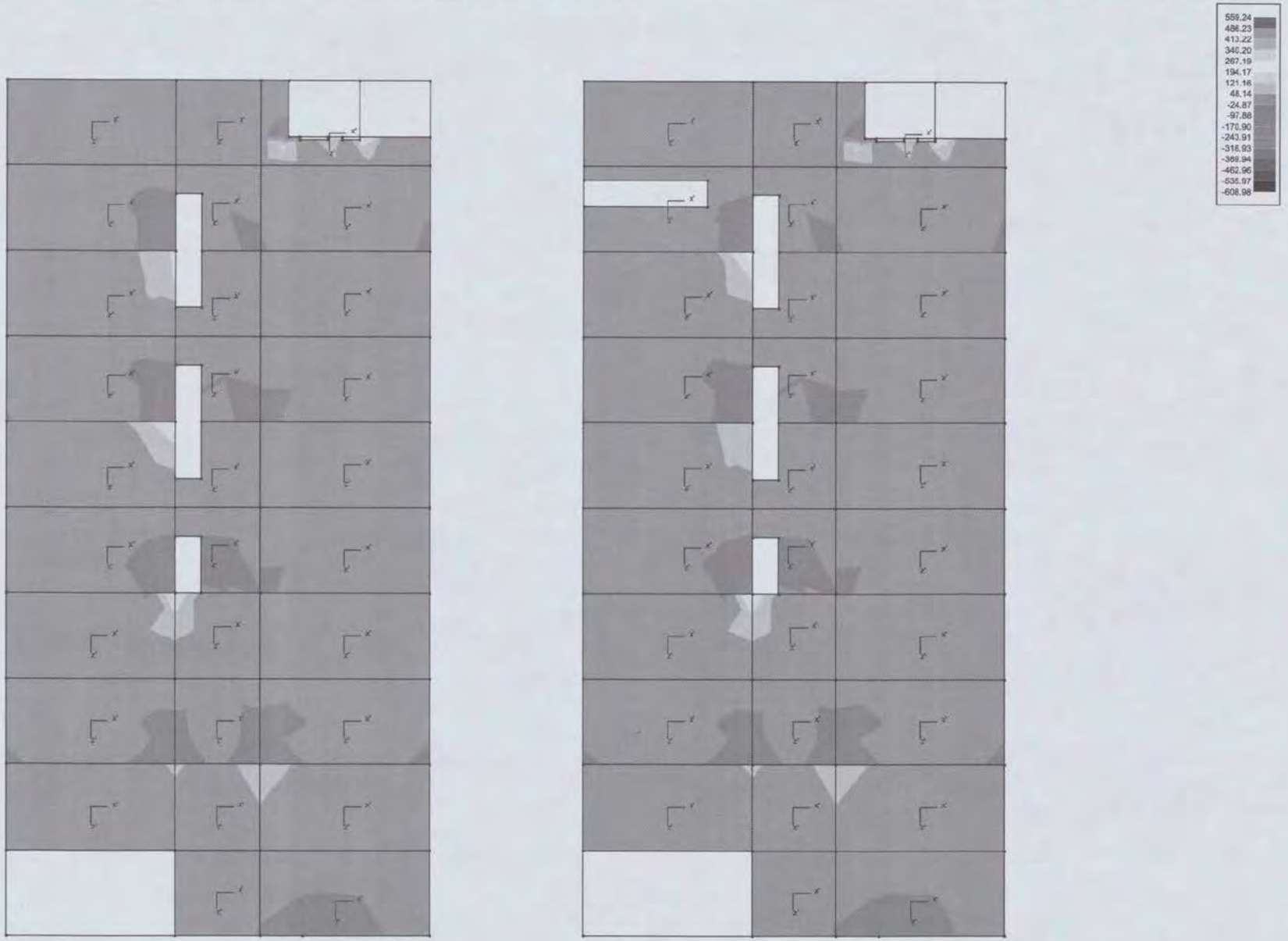

the scale towards document
C1 B1 A1 C2 B2 A2 B5 A5 20 18 17 16 11
10 09 03 02 01 C7 B7 A7 C8 B8 A8 C9 B9
Path Reference numbers on UTT
546

Plot - Dwarskracht Vz' (kN/m) - UGT2

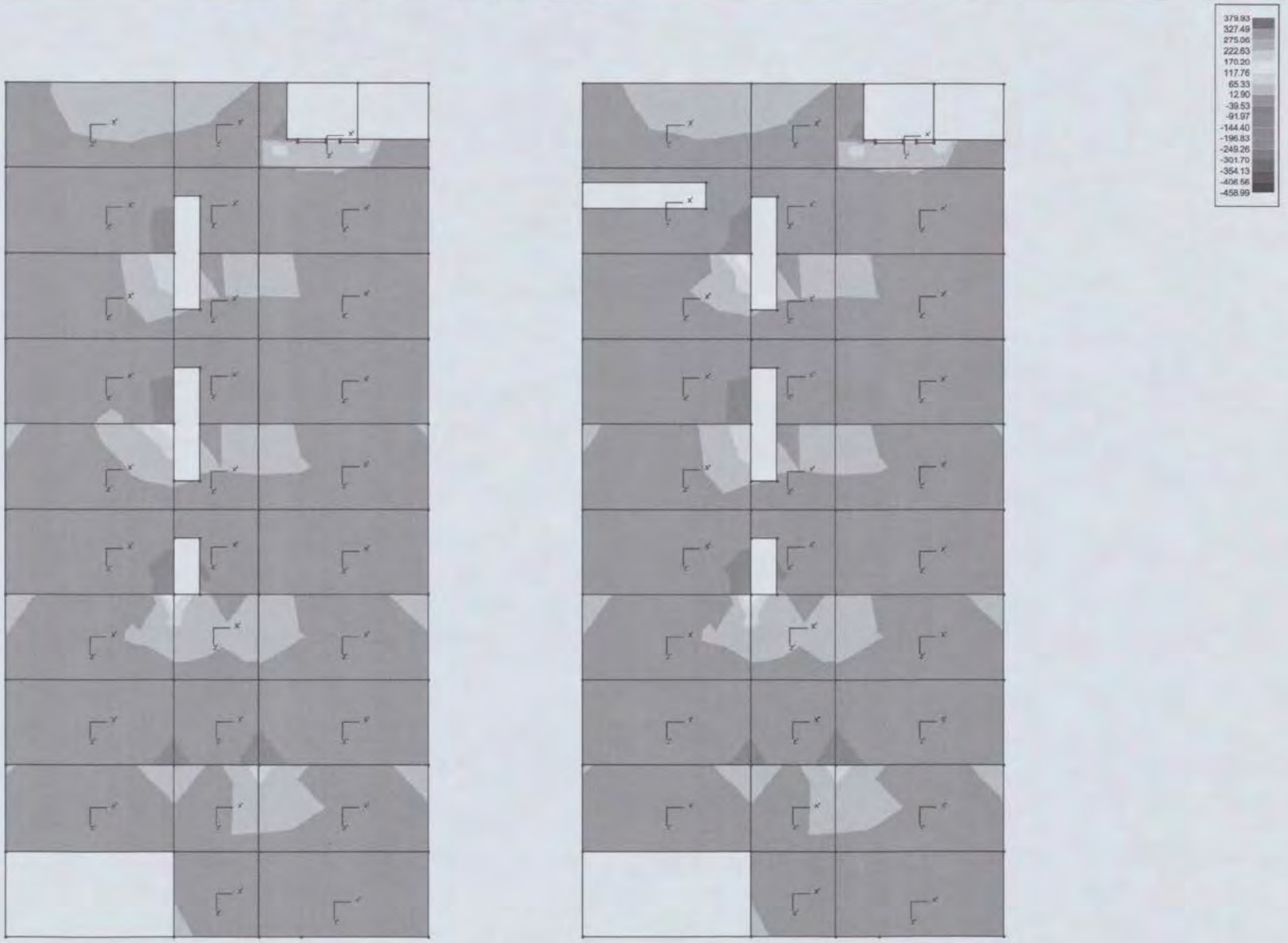

the scale towards document
C1 B1 A1 C2 B2 A2 B5 A5 20 18 17 16 11
10 09 03 02 01 C7 B7 A7 C8 B8 A8 C9 B9
Patch Reference numbers on UTI
Serial No. 546

Plot - Dwarskracht Vz' (kN/m) - UGT3

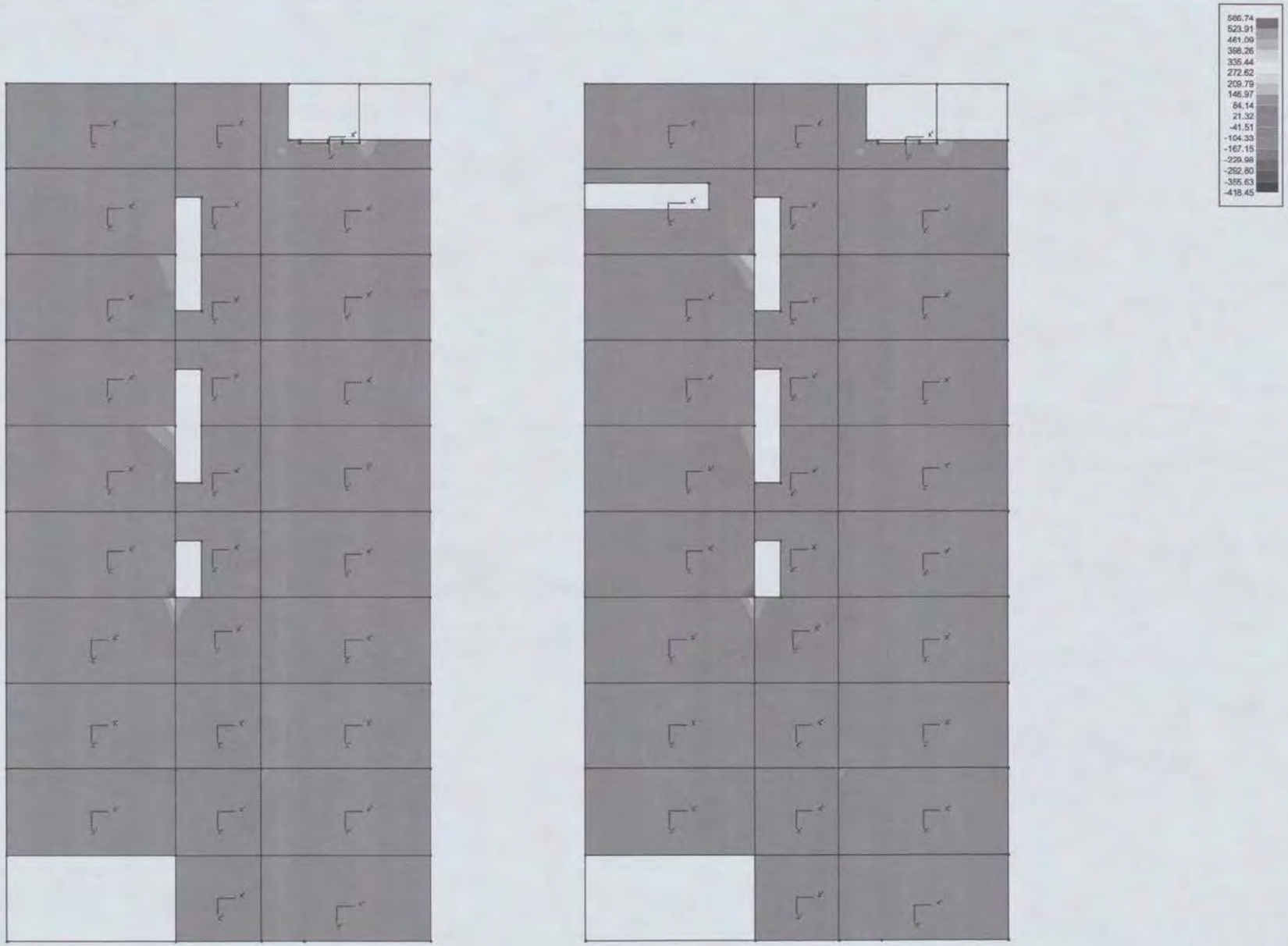

the scale towards document
Patch Reference number on UTI Serial No. 546

Plot - Dwarskracht Vz' (kN/m) - UGT4



the scale towards document
C1 B1 A1 C2 B2 A2 B5 A5 20 18 17 16 11
10 09 03 02 01 C7 B7 A7 C8 B8 A8 C9 B9
Scan Reference Chart TE163 Serial No. 546

Plot - Dwarskracht Vz' (kN/m) - UGT5

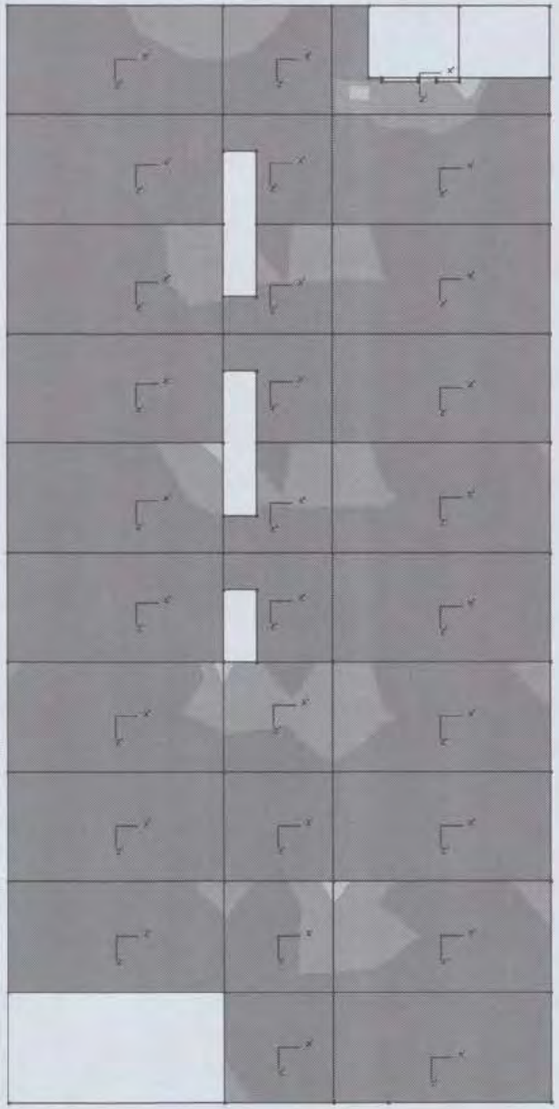



579.29
509.03
438.78
368.52
298.26
228.00
157.74
87.49
17.23
-53.03
-123.29
-193.54
-263.80
-334.06
-404.32
-474.58
-544.83

the scale towards document
C1 B1 A1 C2 B2 A2 B5 A5 20 18 17 16 11
10 09 03 02 01 C7 B7 A7 C8 B8 A8 C9 B9
Path Reference numbers on UTI Serial No. 546

Plot - Reacties (kN, kNm, kN/m) - U.G.T. min.

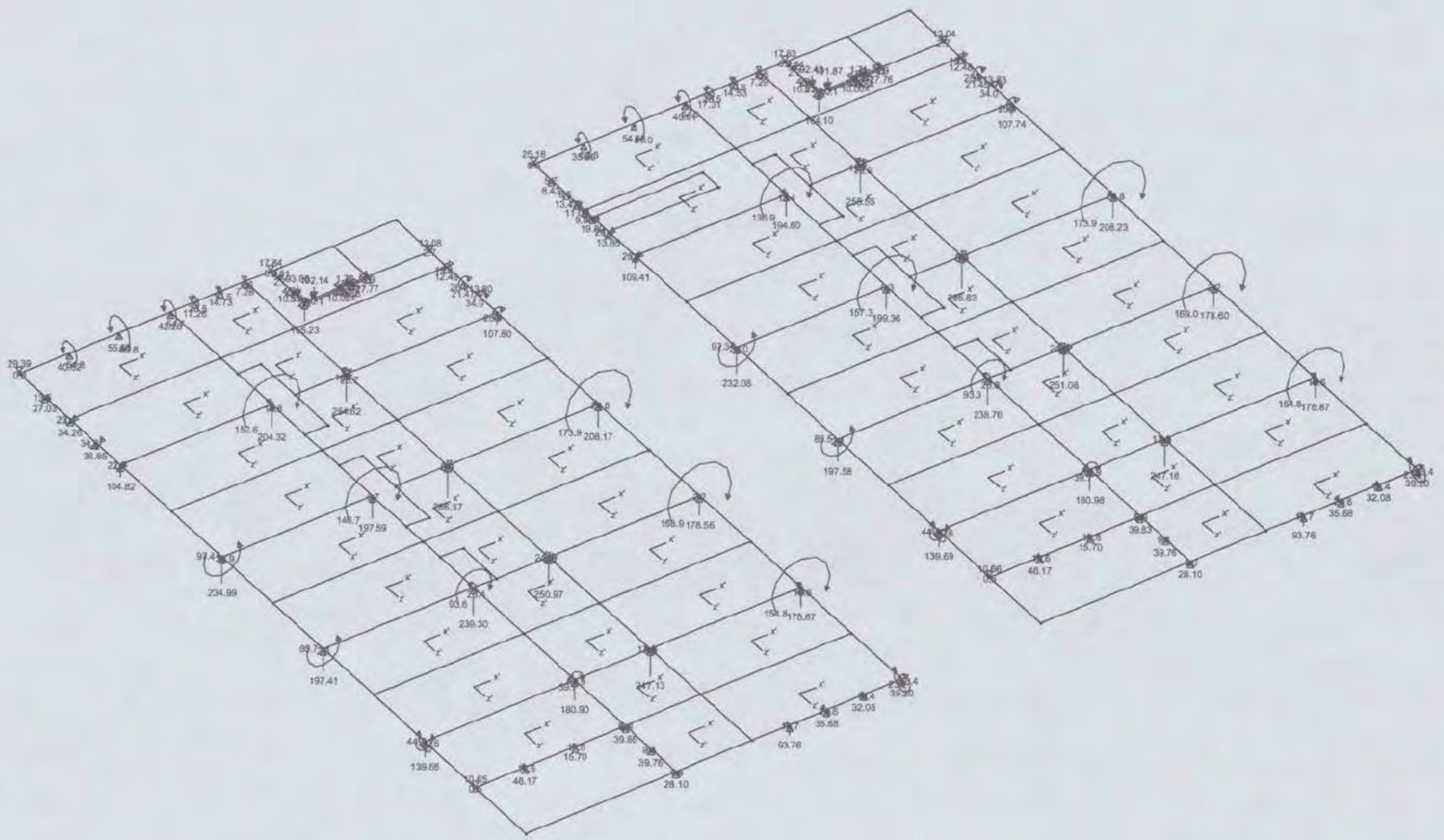

the scale towards document
Path Reference numbers on LIFT
Serial No. 546

Plot - Reacties (kN, kNm, kN/m) - U.G.T. max.

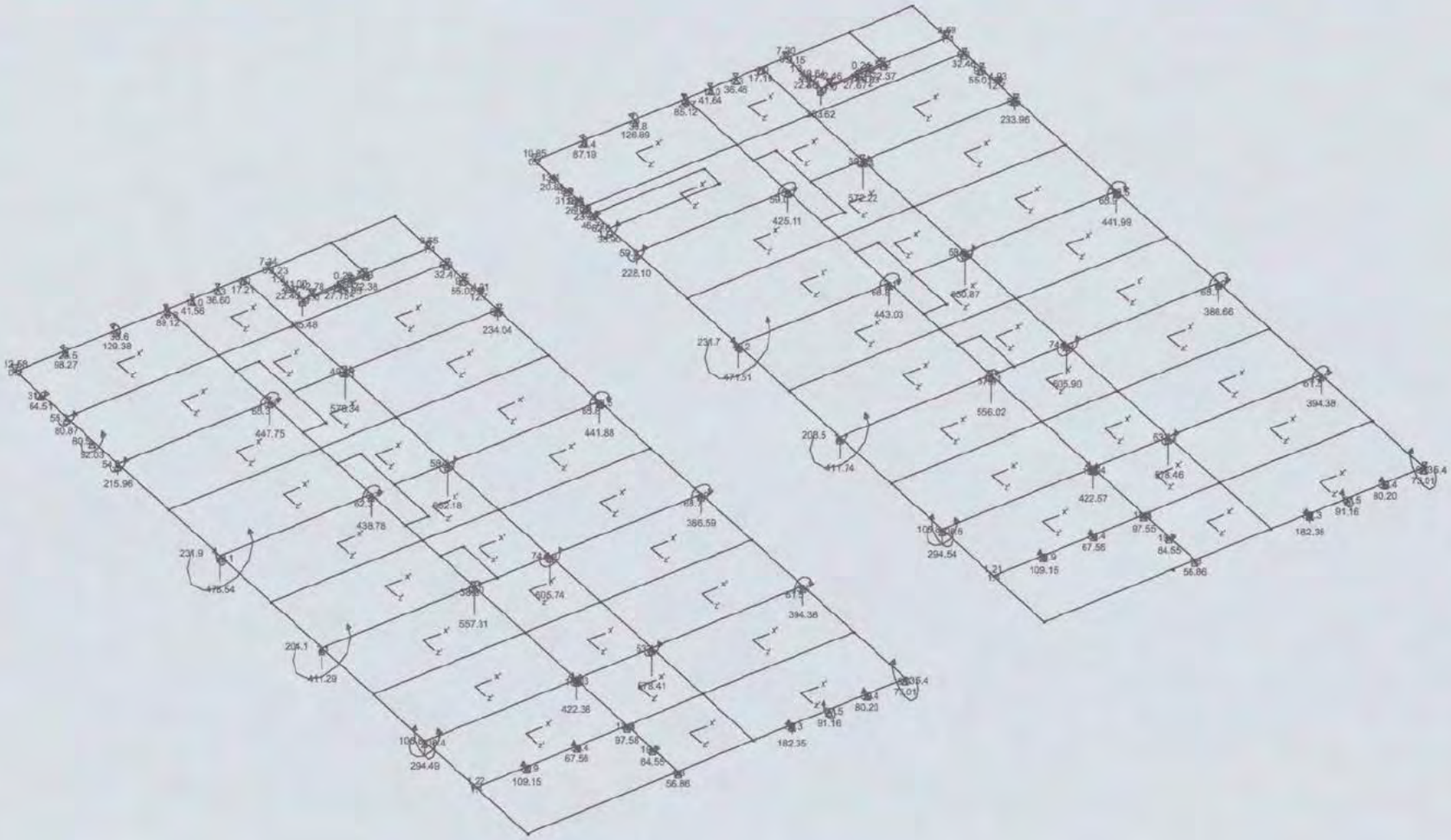

the scale towards document
Patch Reference numbers on UTI
Engineering Scan Reference Chart TE263 Serial No. 546
C1 B1 A1 C2 B2 A2 B5 A5 20 18 17 16 11 10 09 03 02 01 C7 B7 A7 C8 B8 A8 C9 B9

Plot - Reactles (kN, kNm, kN/m) - UGT1

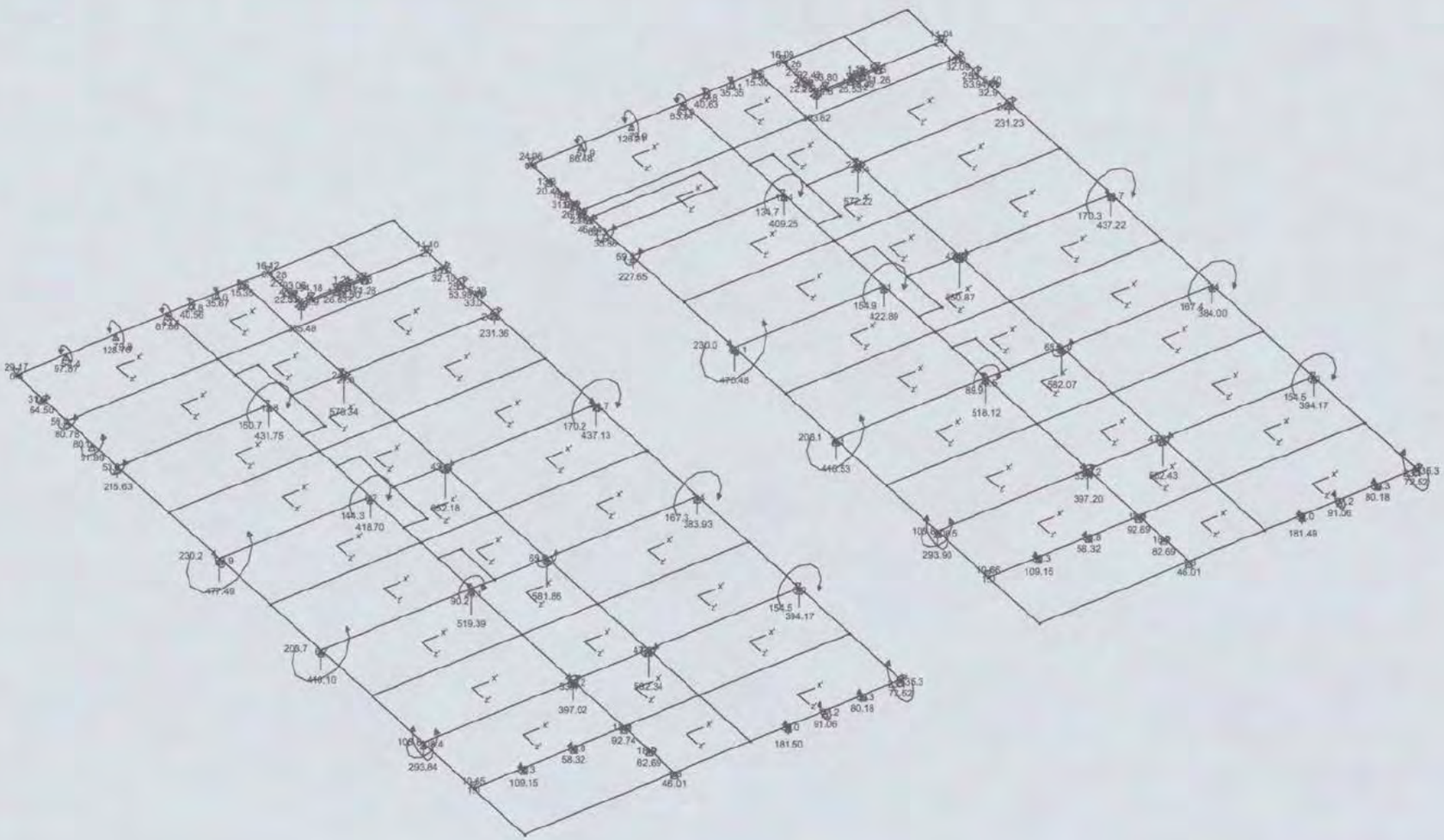

the scale towards document
Ranga Engineering Scan Reference Chart TE63 Serial No. 546
Patch Reference numbers on UT1
C1 B1 A1 C2 B2 A2 B5 A5 20 18 17 16 11 10 09 03 02 01 C7 B7 A7 C8 B8 A8 C9 B9

Plot - Reacties (kN, kNm, kN/m) - UGT2

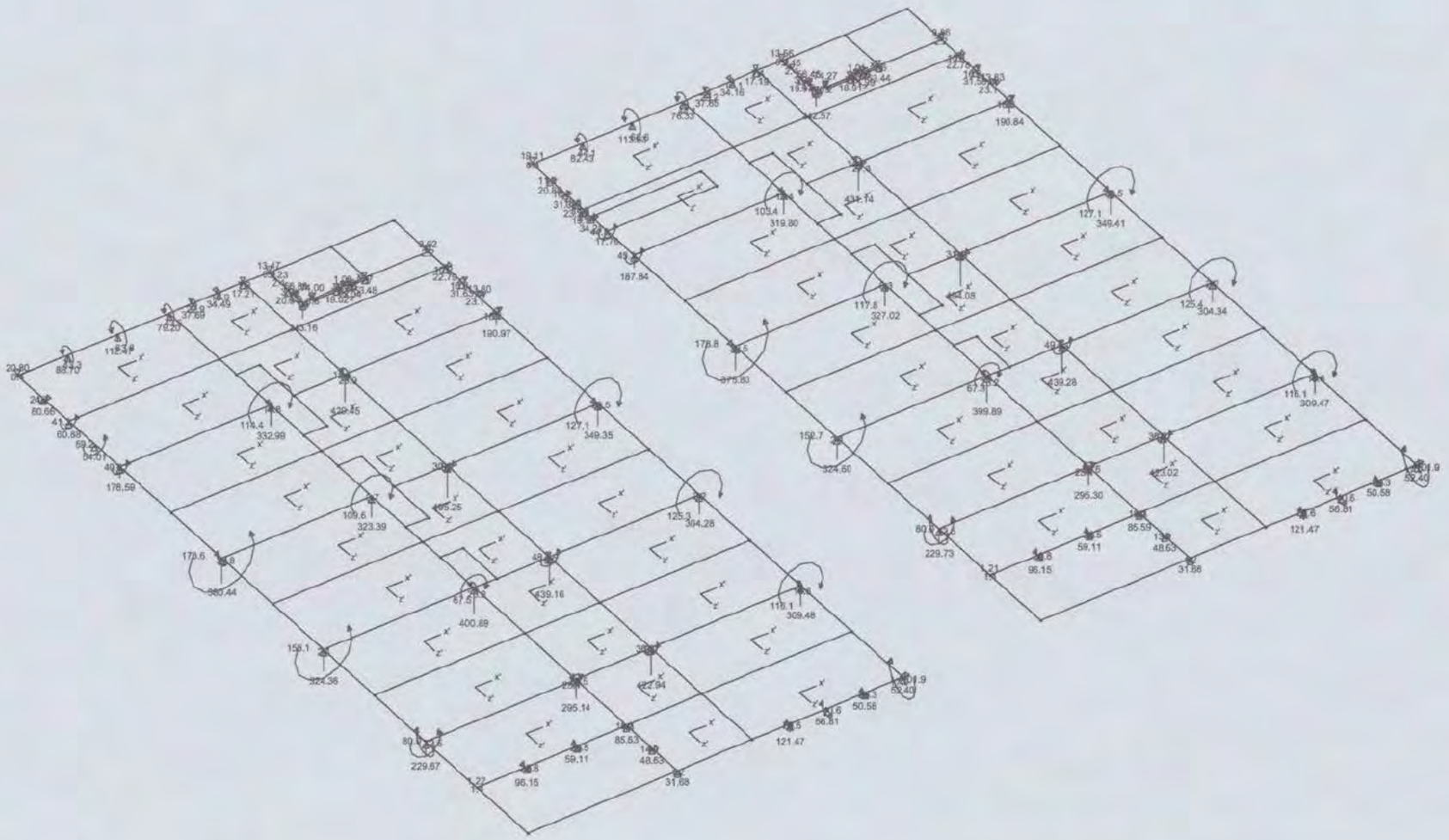

the scale towards document
Patch Reference numbers on UTT Serial No. 546
Image Engineering Scan Reference Chart TE263

Plot - Reactles (kN, kNm, kN/m) - UGT3

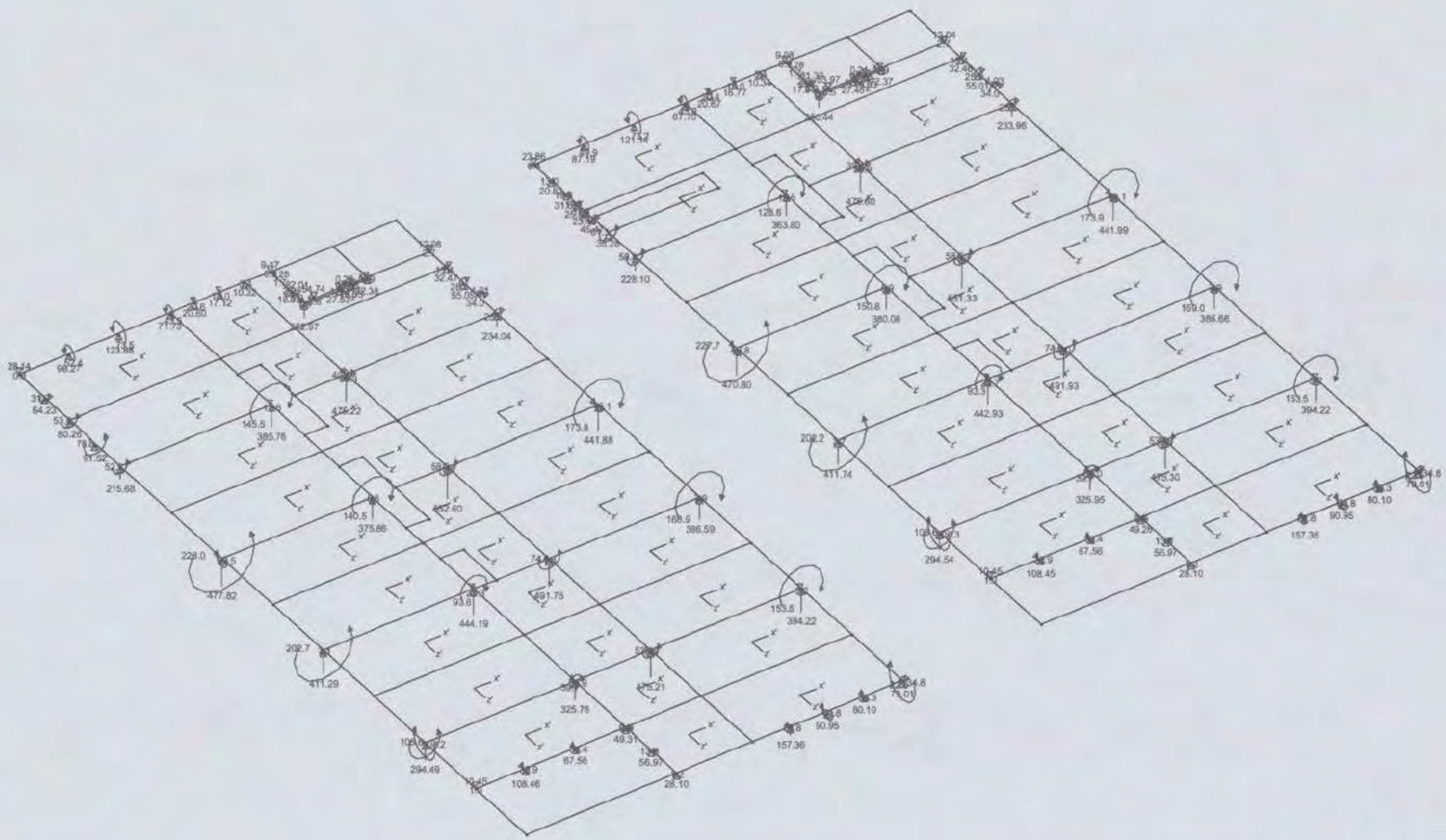

the scale towards document
546

Plot - Reacties (kN, kN/m, kN/m) - UGT4

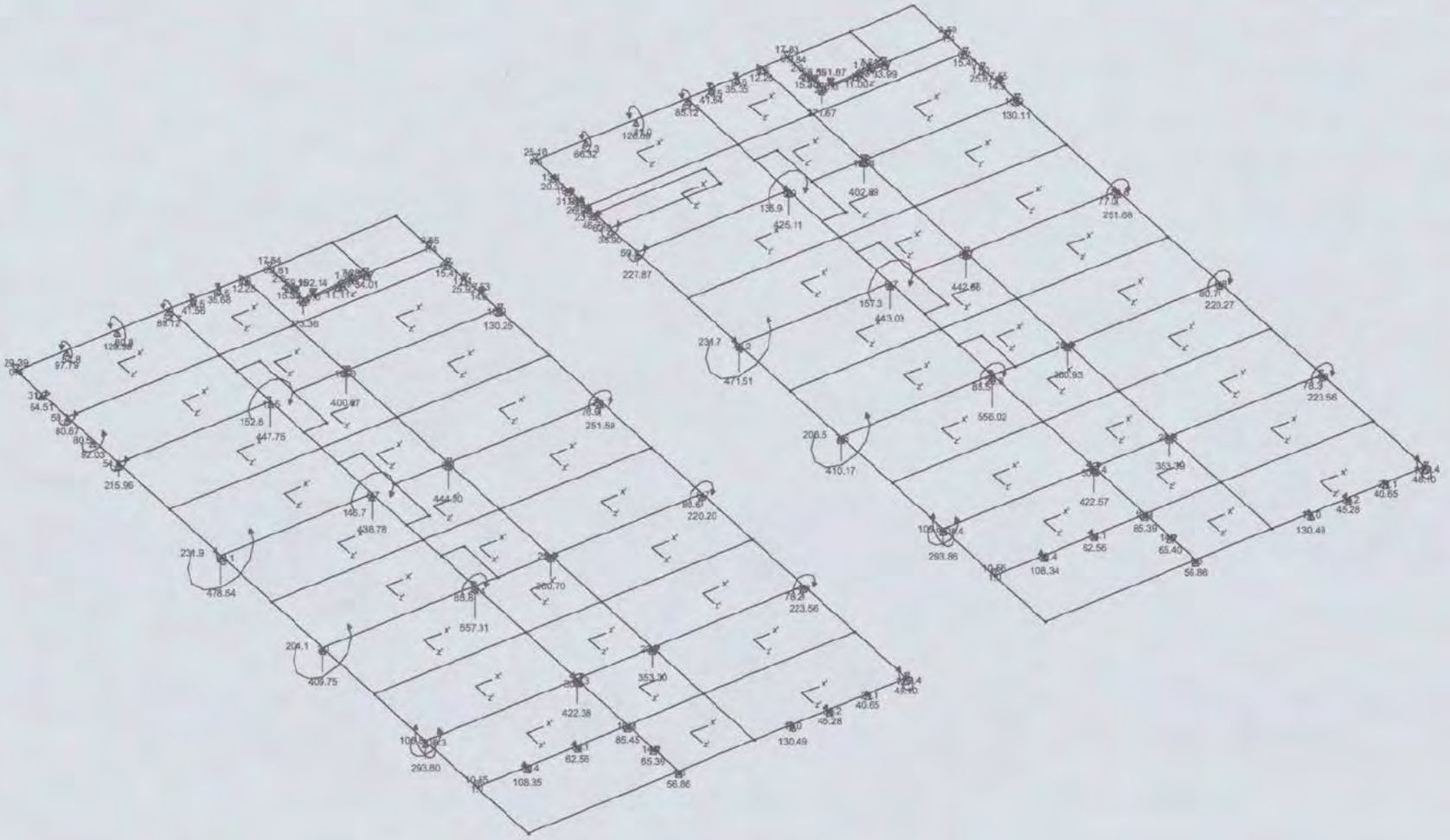

the scale towards document
Paths Referenz.a numbers on UTI
Serial No. 546

Plot - Reacties (kN, kNm, kN/m) - UGT5

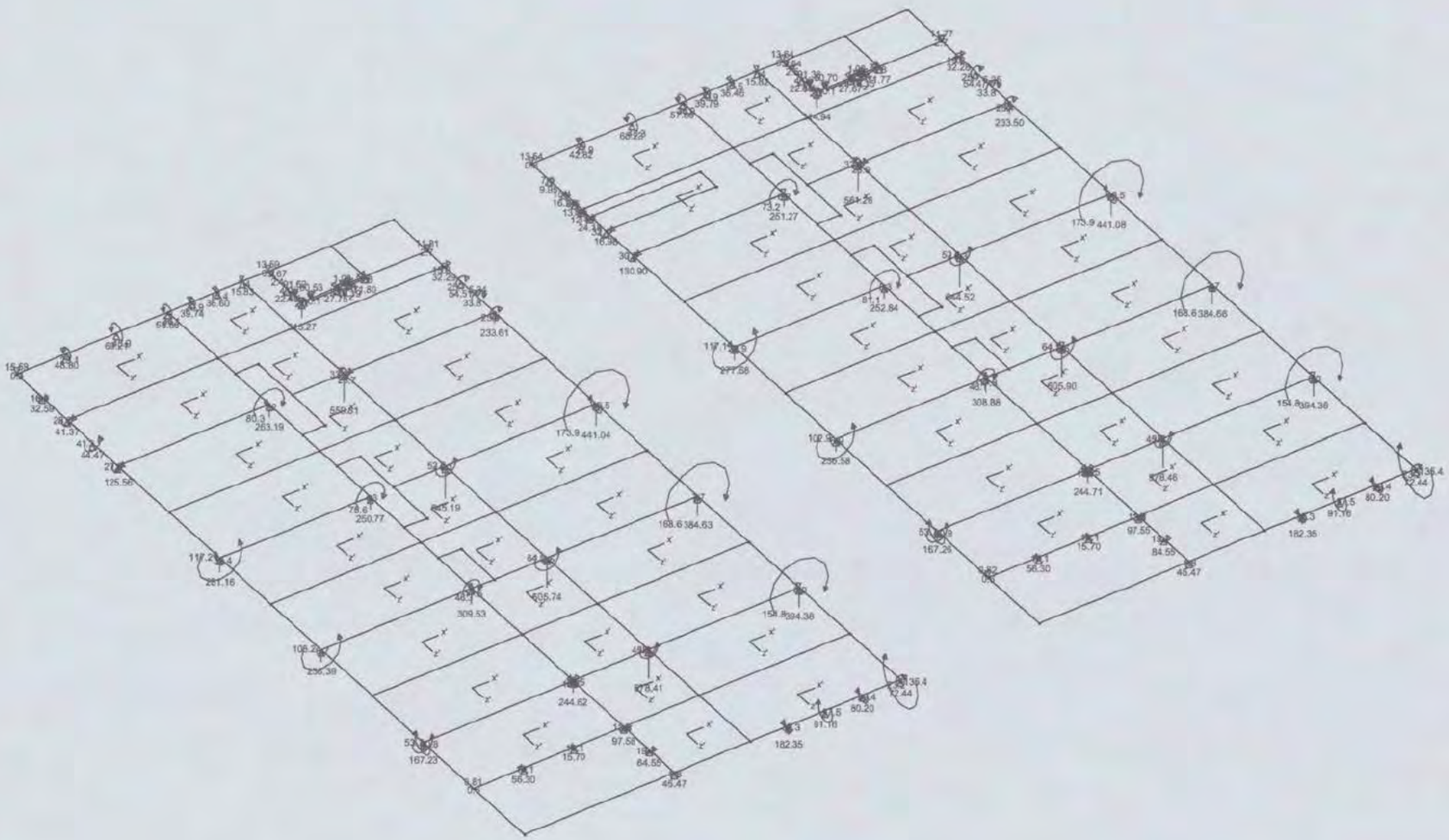

the scale towards document
C1 B1 A1 C2 B2 A2 B5 A5 20 18 17 16 11 10 09 03 02 01 C7 B7 A7 C8 B8 A8 C9 B9
Path Reference numbers on UT1
Scan Reference Chart - TD53 - Serial No. 546

Plot - Reacties (kN/m) - U.G.T. min.

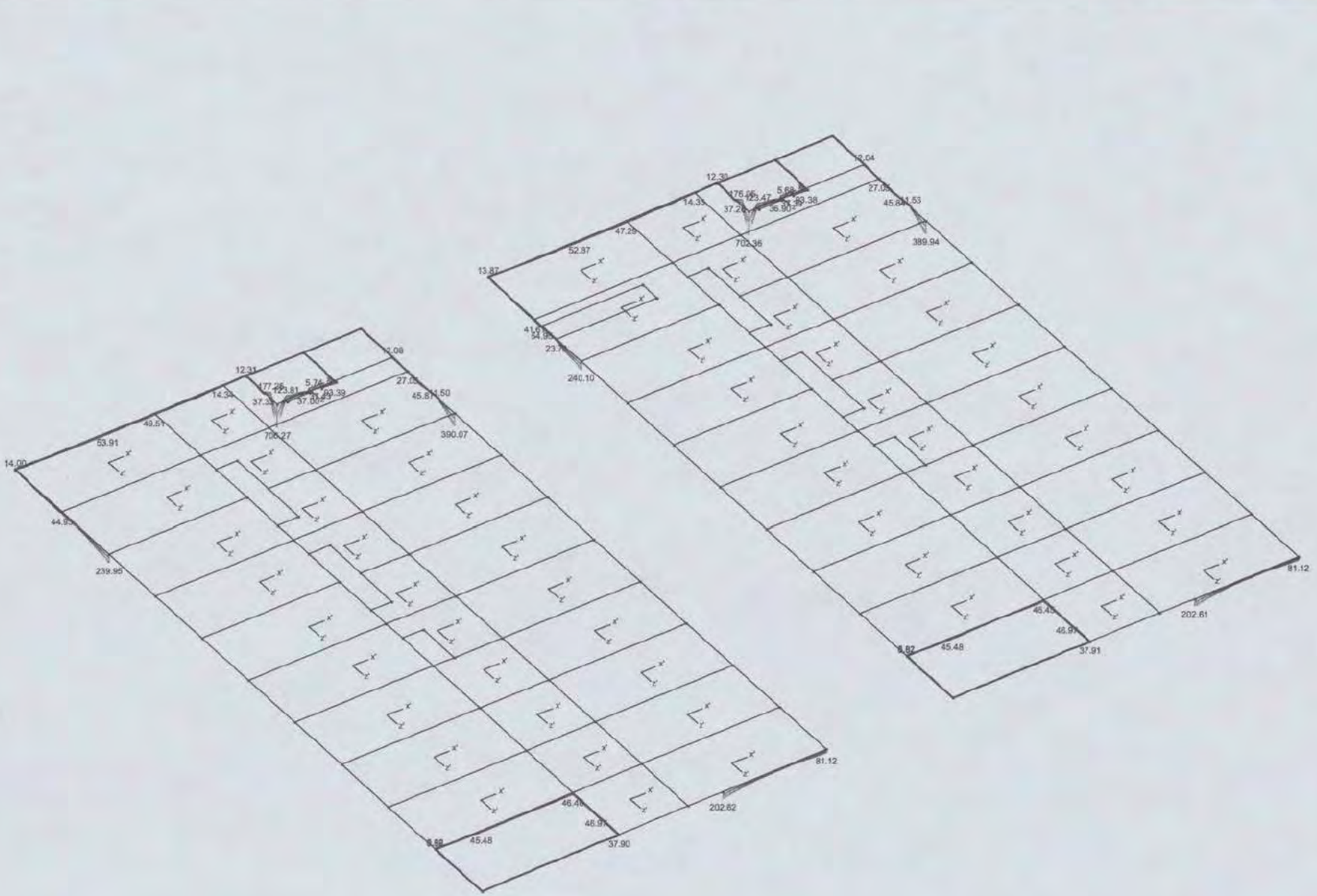

the scale towards document
Scan Reference Chart TE763 Serial No. 546
Path Reference numbers on UT1

Plot - Reacties (kN/m) - UGT

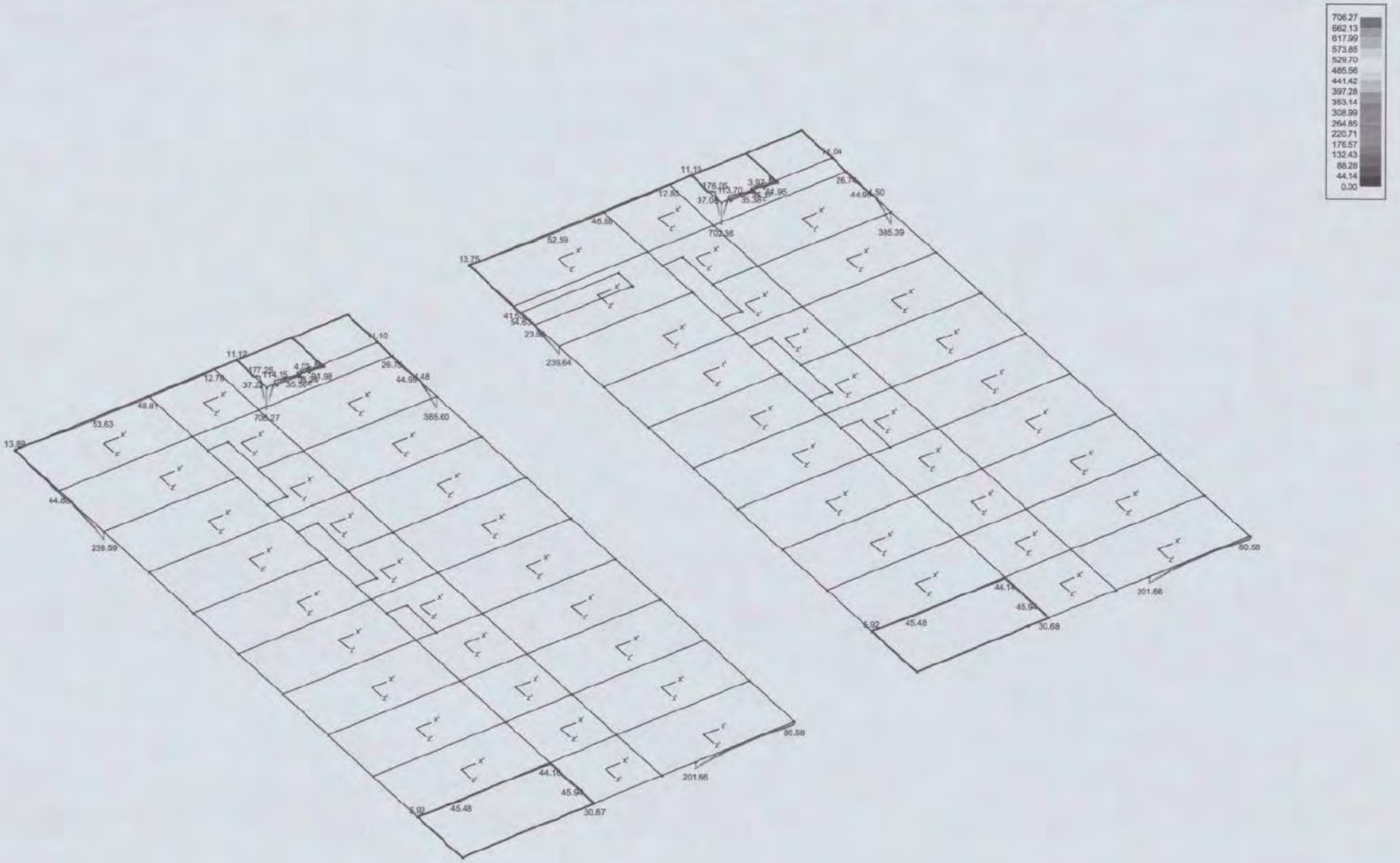

the scale towards document
C1 B1 A1 C2 B2 A2 B5 A5 20 18 17 16 11 10 09 03 02 01 C7 B7 A7 C8 B8 A8 C9 B9
Patch Reference numbers on UTT
Serial No. 546

Plot - Reacties (kN/m) - UGT2

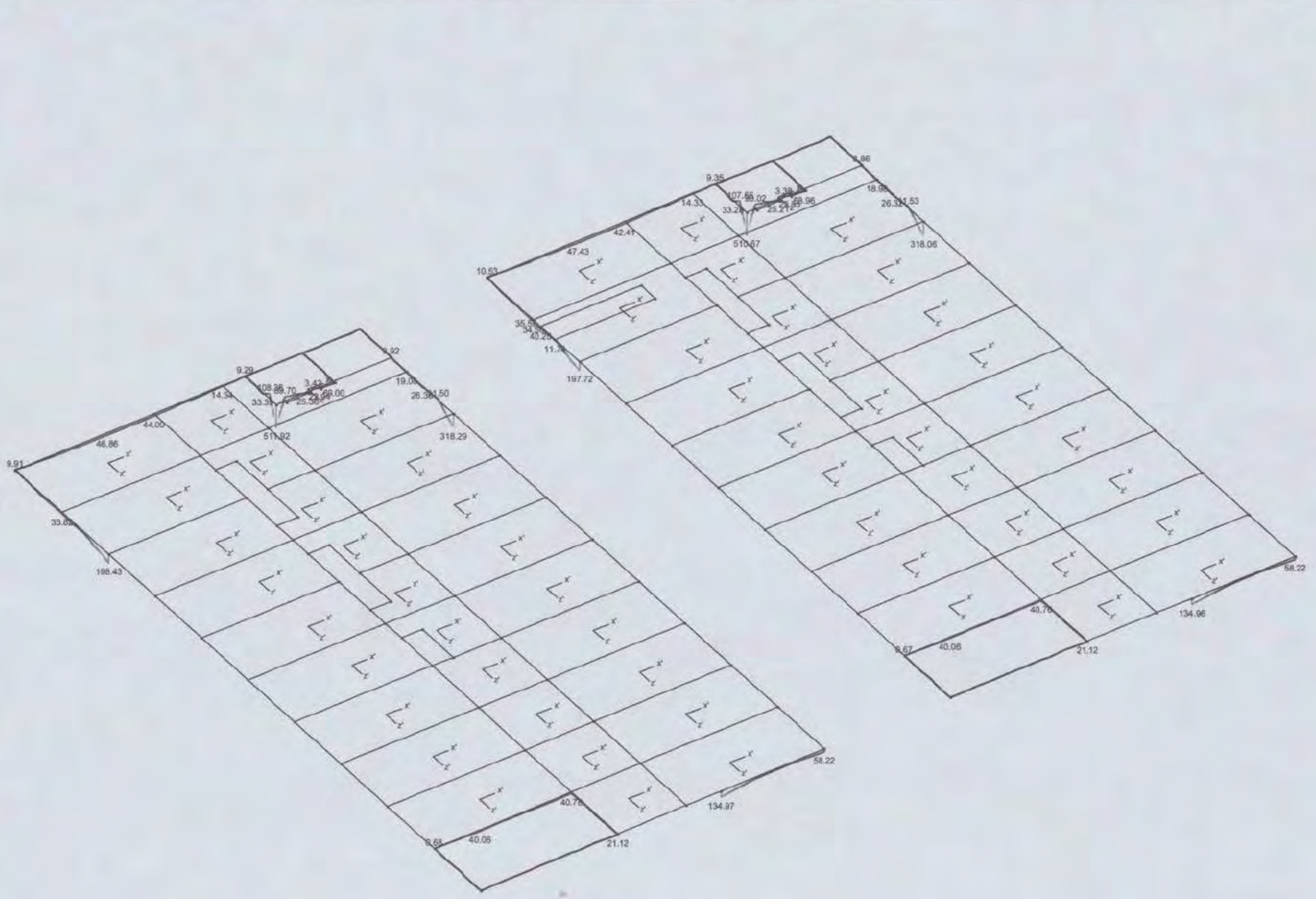

the scale towards document
546

Plot - Reacties (kN/m) - UGT3

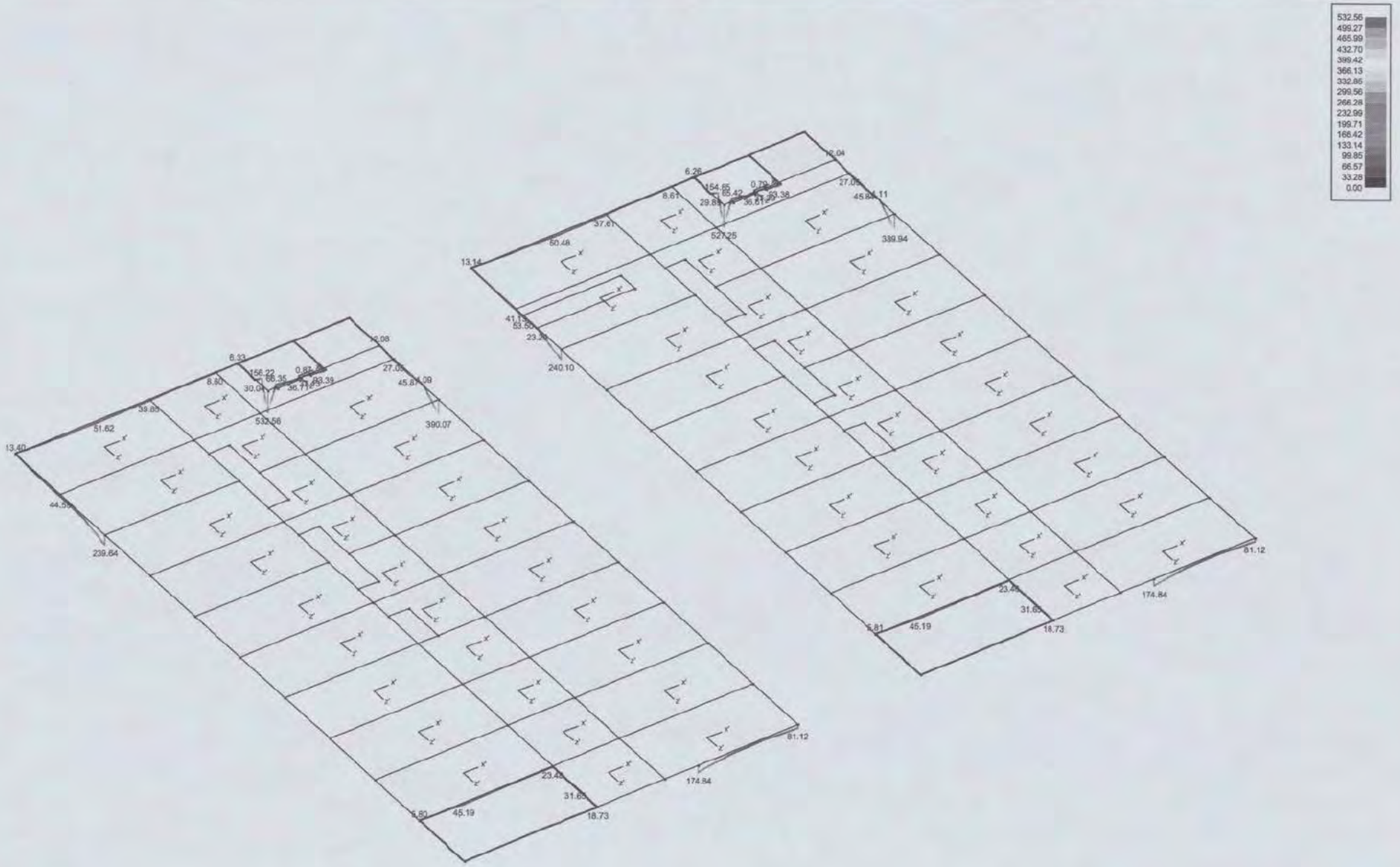

Plot - Reacties (kN/m) - UGT4

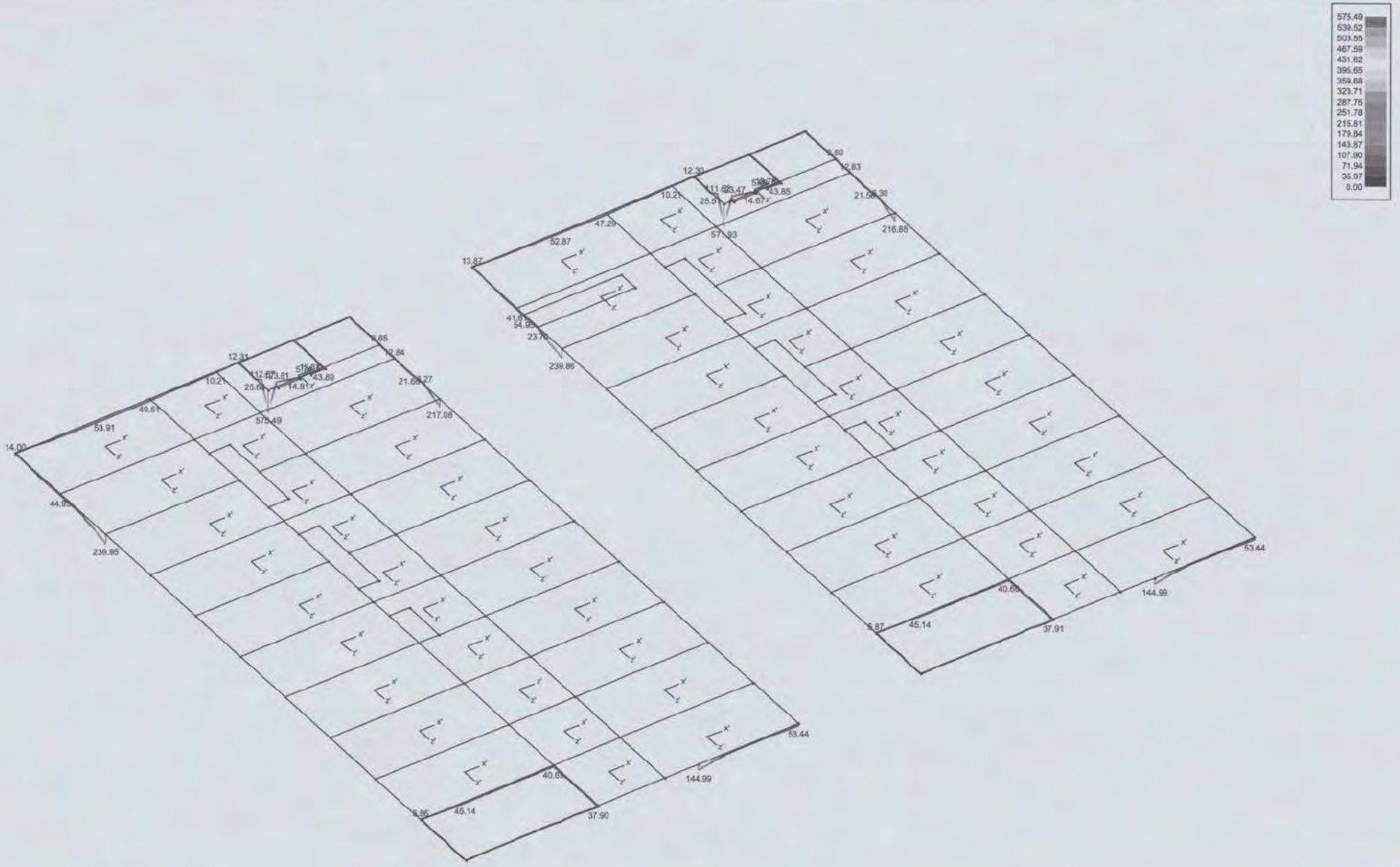

the scale towards document
Image Engineering Scan Reference Chart TE263 Serial No. 546
Path Reference numbers on UT7

Plot - Reacties (kN/m) - UGT5

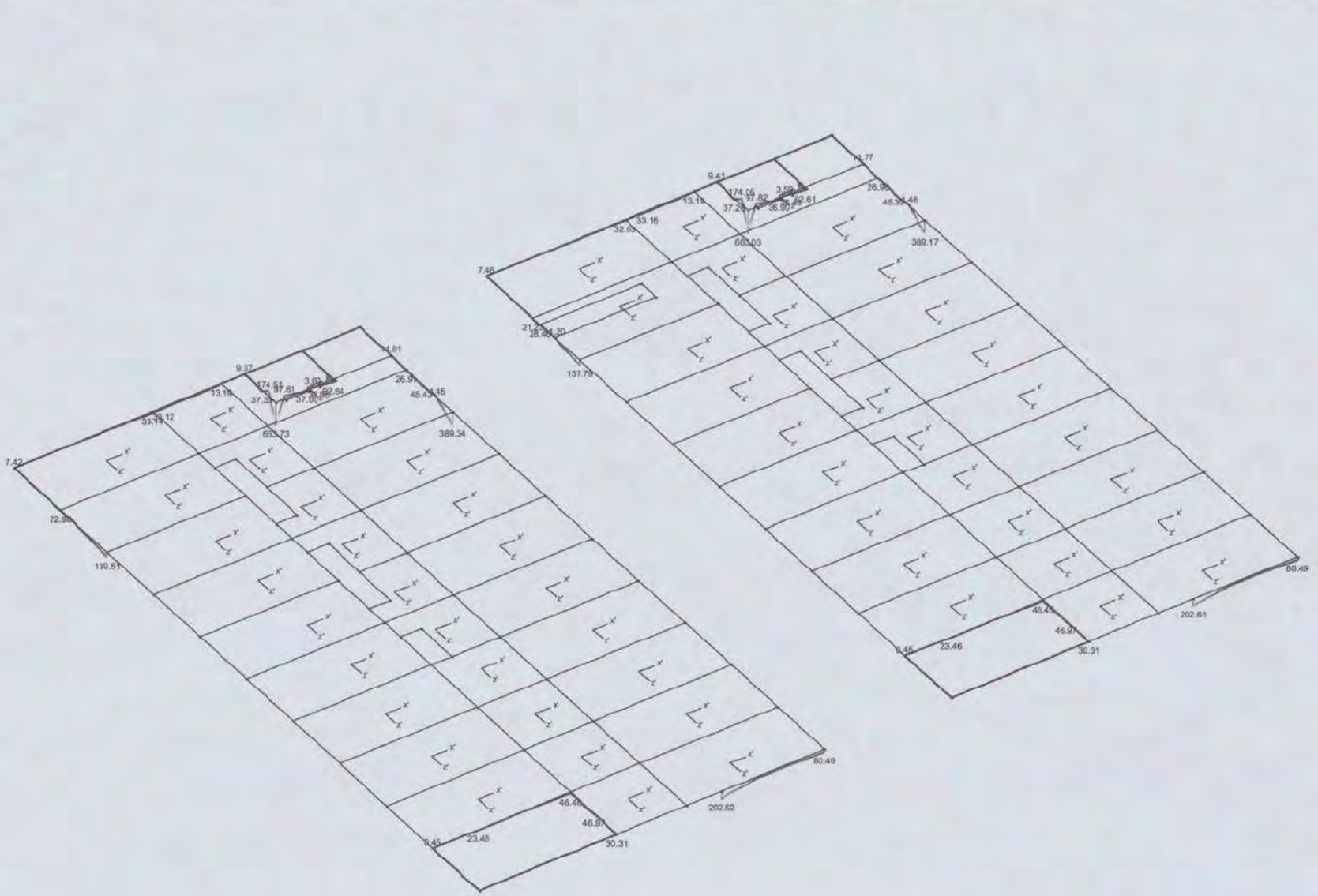

the scale towards document
C1 B1 A1 C2 B2 A2 B5 A5 20 18 17 16 11
10 09 03 02 01 C7 B7 A7 C8 B8 A8 C9 B9
Scan Reference Chart TD63 Serial No. 546
Path Reference numbers on UFT

Data - Knopen

kn	x mm	z mm	stpt.	enkel weekend	ky kN/m	kr,x kNm/rad	kr,z kNm/rad
1	24600	36000	*			454545.0	55681.0
2	24600	28800	*			454545.0	55681.0
3	24600	21600	*			454545.0	55681.0
4	24600	14400	*			454545.0	55681.0
5	24600	7200	*		0.0	0.0	0.0
6	31800	36000	*		0.0	0.0	0.0
7	31800	28800	*			33247.0	33247.0
8	31800	21600	*			33247.0	33247.0
9	31800	14400	*			33247.0	33247.0
10	31800	7200	*			33247.0	33247.0
11	35400	36000	*		0.0	0.0	0.0
12	35400	28800	*			33247.0	33247.0
13	35400	21600	*			33247.0	33247.0
14	35400	14400	*			33247.0	33247.0
15	35400	7200	*			33247.0	33247.0
16	42600	36000	*			454545.0	55681.0
17	42600	28800	*			454545.0	55681.0
18	42600	21600	*			454545.0	55681.0
19	42600	14400	*			454545.0	55681.0
20	42600	7200	*		0.0	0.0	0.0
21	24600	32400			0.0	0.0	0.0
22	24600	25200			0.0	0.0	0.0
23	24600	18000			0.0	0.0	0.0
24	24600	10800			0.0	0.0	0.0
25	24600	3600	*		0.0	0.0	0.0
26	42600	32400			0.0	0.0	0.0
27	42600	25200			0.0	0.0	0.0
28	42600	18000			0.0	0.0	0.0
29	42600	10800			0.0	0.0	0.0
30	42600	3600	*		0.0	0.0	0.0
31	35400	32400			0.0	0.0	0.0
32	35400	25200			0.0	0.0	0.0
33	35400	18000			0.0	0.0	0.0
34	35400	10800			0.0	0.0	0.0
35	35400	3600			0.0	0.0	0.0
36	31800	32400			0.0	0.0	0.0
37	31800	25200			0.0	0.0	0.0
38	31800	18000			0.0	0.0	0.0
39	31800	10800			0.0	0.0	0.0
40	31800	3600			0.0	0.0	0.0
41	31800	19200			0.0	0.0	0.0
42	31800	12000			0.0	0.0	0.0
43	31800	4800			0.0	0.0	0.0
44	31800	16800			0.0	0.0	0.0
45	31800	9600			0.0	0.0	0.0
46	32900	19200			0.0	0.0	0.0
47	32900	12000			0.0	0.0	0.0
48	32900	4800			0.0	0.0	0.0
49	32900	21600			0.0	0.0	0.0
50	32900	14400			0.0	0.0	0.0
51	32900	7200			0.0	0.0	0.0
52	32900	16800			0.0	0.0	0.0
53	32900	9600			0.0	0.0	0.0
54	24600	0	*		0.0	0.0	0.0
55	42600	0	*		0.0	0.0	0.0
56	35400	0	*		0.0	0.0	0.0
57	31800	0	*		0.0	0.0	0.0
58	42600	2400			0.0	0.0	0.0
59	36600	2400			0.0	0.0	0.0
60	36600	0			0.0	0.0	0.0

kn	x mm	z mm	stpt.	enkel weekend	ky kN/m	kr,x kNm/rad	kr,z kNm/rad
61	39600	2400			0.0	0.0	0.0
62	39600	0			0.0	0.0	0.0
63	37200	36000			0.0	0.0	0.0
64	39600	2530			0.0	0.0	0.0
65	37050	2530			0.0	0.0	0.0
66	38250	2530			0.0	0.0	0.0
67	38850	2530			0.0	0.0	0.0
68	37050	2400			0.0	0.0	0.0
69	38250	2400			0.0	0.0	0.0
70	38850	2400			0.0	0.0	0.0
71	49200	36000	*			454545.0	55681.0
72	49200	28800	*			454545.0	55681.0
73	49200	21600	*			454545.0	55681.0
74	49200	14400	*			454545.0	55681.0
75	49200	7200	*		0.0	0.0	0.0
76	56400	36000	*		0.0	0.0	0.0
77	56400	28800	*			33247.0	33247.0
78	56400	21600	*			33247.0	33247.0
79	56400	14400	*			33247.0	33247.0
80	56400	7200	*			33247.0	33247.0
81	50000	36000	*		0.0	0.0	0.0
82	50000	28800	*			33247.0	33247.0
83	50000	21600	*			33247.0	33247.0
84	50000	14400	*			33247.0	33247.0
85	50000	7200	*			33247.0	33247.0
86	57200	36000	*			454545.0	55681.0
87	57200	28800	*			454545.0	55681.0
88	57200	21600	*			454545.0	55681.0
89	57200	14400	*			454545.0	55681.0
90	57200	7200	*		0.0	0.0	0.0
91	49200	32400			0.0	0.0	0.0
92	49200	25200			0.0	0.0	0.0
93	49200	18000			0.0	0.0	0.0
94	49200	10800			0.0	0.0	0.0
95	49200	3600	*		0.0	0.0	0.0
96	57200	32400			0.0	0.0	0.0
97	57200	25200			0.0	0.0	0.0
98	57200	18000			0.0	0.0	0.0
99	57200	10800			0.0	0.0	0.0
100	57200	3600	*		0.0	0.0	0.0
101	50000	32400			0.0	0.0	0.0
102	50000	25200			0.0	0.0	0.0
103	50000	18000			0.0	0.0	0.0
104	50000	10800			0.0	0.0	0.0
105	50000	3600			0.0	0.0	0.0
106	56400	32400			0.0	0.0	0.0
107	56400	25200			0.0	0.0	0.0
108	56400	18000			0.0	0.0	0.0
109	56400	10800			0.0	0.0	0.0
110	56400	3600			0.0	0.0	0.0
111	56400	19200			0.0	0.0	0.0
112	56400	12000			0.0	0.0	0.0
113	56400	4800			0.0	0.0	0.0
114	56400	16800			0.0	0.0	0.0
115	56400	9600			0.0	0.0	0.0
116	57500	19200			0.0	0.0	0.0
117	57500	12000			0.0	0.0	0.0
118	57500	4800			0.0	0.0	0.0
119	57500	21600			0.0	0.0	0.0
120	57500	14400			0.0	0.0	0.0

kn	x mm	z mm	stpt.	enkel weekend	ky kN/m	kr,x kNm/rad	kr,z kNm/rad
121	57500	7200			0.0	0.0	0.0
122	57500	16800			0.0	0.0	0.0
123	57500	9600			0.0	0.0	0.0
124	49200	0	*		0.0	0.0	0.0
125	57200	0	*		0.0	0.0	0.0
126	50000	0	*		0.0	0.0	0.0
127	56400	0	*		0.0	0.0	0.0
128	57200	2400			0.0	0.0	0.0
129	61200	2400			0.0	0.0	0.0
130	61200	0			0.0	0.0	0.0
131	64200	2400			0.0	0.0	0.0
132	64200	0			0.0	0.0	0.0
133	61800	36000			0.0	0.0	0.0
134	64200	2530			0.0	0.0	0.0
135	61650	2530			0.0	0.0	0.0
136	62850	2530			0.0	0.0	0.0
137	63450	2530			0.0	0.0	0.0
138	61650	2400			0.0	0.0	0.0
139	62850	2400			0.0	0.0	0.0
140	63450	2400			0.0	0.0	0.0
141	49200	5300			0.0	0.0	0.0
142	49200	4170			0.0	0.0	0.0
143	54475	5300			0.0	0.0	0.0
144	54475	4170			0.0	0.0	0.0

the scale towards document
Patch Reference numbers on UTI
Serial No. 546
Scan Reference Chart TE003

Data - Lijnen

lijn	kn1	kn2	profiel	lengte mm	hoek met X °	enkel werkend	ky kN/m/mm	kr,x kNm/rad	kr,z kNm/rad
1	1	6	?	7200	0.00			0.0	0.0
2	2	7	?	7200	0.00		0.0	0.0	0.0
3	3	8	?	7200	0.00		0.0	0.0	0.0
4	4	9	?	7200	0.00		0.0	0.0	0.0
5	5	10	?	7200	0.00		0.0	0.0	0.0
6	12	17	?	7200	0.00		0.0	0.0	0.0
7	13	18	?	7200	0.00		0.0	0.0	0.0
8	14	19	?	7200	0.00		0.0	0.0	0.0
9	15	20	?	7200	0.00		0.0	0.0	0.0
10	1	21	?	3600	-90.00			0.0	0.0
11	2	22	40/62	3600	-90.00		0.0	0.0	0.0
12	3	23	40/92	3600	-90.00		0.0	0.0	0.0
13	4	24	40/92	3600	-90.00		0.0	0.0	0.0
14	5	25	?	3600	-90.00			0.0	10390.0
15	16	26	40/62	3600	-90.00		0.0	0.0	0.0
16	17	27	40/62	3600	-90.00		0.0	0.0	0.0
17	18	28	40/92	3600	-90.00		0.0	0.0	0.0
18	19	29	40/92	3600	-90.00		0.0	0.0	0.0
19	20	30	?	3600	-90.00			0.0	10390.0
20	26	31	?	7200	-180.00		0.0	0.0	0.0
21	27	32	?	7200	-180.00		0.0	0.0	0.0
22	28	33	?	7200	-180.00		0.0	0.0	0.0
23	29	34	?	7200	-180.00		0.0	0.0	0.0
24	30	35	?	7200	-180.00		0.0	0.0	0.0
25	11	31	?	3600	-90.00		0.0	0.0	0.0
26	12	32	?	3600	-90.00		0.0	0.0	0.0
27	13	33	?	3600	-90.00		0.0	0.0	0.0
28	14	34	?	3600	-90.00		0.0	0.0	0.0
29	15	35	?	3600	-90.00		0.0	0.0	0.0
30	32	37	?	3600	-180.00		0.0	0.0	0.0
31	33	38	?	3600	-180.00		0.0	0.0	0.0
32	34	39	?	3600	-180.00		0.0	0.0	0.0
33	35	40	?	3600	-180.00		0.0	0.0	0.0
34	21	36	?	7200	0.00			10390.0	0.0
35	22	37	?	7200	0.00		0.0	0.0	0.0
36	23	38	?	7200	0.00		0.0	0.0	0.0
37	24	39	?	7200	0.00		0.0	0.0	0.0
38	25	40	?	7200	0.00		0.0	0.0	0.0
39	17	26	40/62	3600	90.00		0.0	0.0	0.0
40	18	27	40/62	3600	90.00		0.0	0.0	0.0
41	19	28	40/92	3600	90.00		0.0	0.0	0.0
42	20	29	40/92	3600	90.00		0.0	0.0	0.0
43	2	21	40/62	3600	90.00		0.0	0.0	0.0
44	3	22	40/62	3600	90.00		0.0	0.0	0.0
45	4	23	40/92	3600	90.00		0.0	0.0	0.0
46	5	24	40/92	3600	90.00		0.0	0.0	0.0
47	12	31	?	3600	90.00		0.0	0.0	0.0
48	13	32	?	3600	90.00		0.0	0.0	0.0
49	14	33	?	3600	90.00		0.0	0.0	0.0
50	15	34	?	3600	90.00		0.0	0.0	0.0
51	8	41	?	2400	-90.00		0.0	0.0	0.0
52	9	42	?	2400	-90.00		0.0	0.0	0.0
53	10	43	?	2400	-90.00		0.0	0.0	0.0
54	6	36	?	3600	-90.00			0.0	10390.0
55	7	37	?	3600	-90.00		0.0	0.0	0.0
56	38	41	?	1200	90.00		0.0	0.0	0.0
57	39	42	?	1200	90.00		0.0	0.0	0.0
58	40	43	?	1200	90.00		0.0	0.0	0.0
59	9	44	?	2400	90.00		0.0	0.0	0.0
60	10	45	?	2400	90.00		0.0	0.0	0.0
61	7	36	?	3600	90.00		0.0	0.0	0.0
62	8	37	?	3600	90.00		0.0	0.0	0.0
63	38	44	?	1200	-90.00		0.0	0.0	0.0
64	39	45	?	1200	-90.00		0.0	0.0	0.0
65	41	46	?	1100	0.00		0.0	0.0	0.0
66	42	47	?	1100	0.00		0.0	0.0	0.0
67	43	48	?	1100	0.00		0.0	0.0	0.0
68	46	49	?	2400	90.00		0.0	0.0	0.0
69	47	50	?	2400	90.00		0.0	0.0	0.0
70	48	51	?	2400	90.00		0.0	0.0	0.0
71	7	12	?	3600	0.00		0.0	0.0	0.0
72	13	49	?	2500	-180.00		0.0	0.0	0.0
73	14	50	?	2500	-180.00		0.0	0.0	0.0
74	16	51	?	2500	-180.00		0.0	0.0	0.0
75	50	52	?	2400	90.00		0.0	0.0	0.0
76	51	53	?	2400	90.00		0.0	0.0	0.0
77	44	52	?	1100	0.00		0.0	0.0	0.0
78	45	53	?	1100	0.00		0.0	0.0	0.0
79	25	54	?	3600	-90.00			0.0	10390.0
80	35	55	?	3600	-90.00		0.0	0.0	0.0
81	56	57	?	3600	-180.00			10390.0	0.0
82	54	57	?	7200	0.00			10390.0	0.0
83	40	57	?	3600	-90.00		0.0	0.0	0.0
84	6	11	250/1600	3600	0.00		0.0	0.0	0.0
85	30	58	?	1200	-90.00			0.0	10390.0
86	55	58	?	2400	90.00			0.0	0.0
87	59	60	?	2400	-90.00			0.0	10390.0
88	56	60	?	1200	0.00			10390.0	0.0
89	61	62	?	2400	-90.00			0.0	0.0
90	58	61	?	3000	-180.00		0.0	0.0	0.0
91	55	62	?	3000	-180.00			0.0	0.0
92	60	62	?	3000	0.00			0.0	0.0
93	11	63	250/1600	1800	0.00		0.0	0.0	0.0
94	16	63	?	5400	-180.00			10390.0	0.0
95	8	40	?	1100	0.00		0.0	0.0	0.0
96	59	68	?	450	0.00			10390.0	0.0
97	68	69	?	1200	0.00			10390.0	0.0
98	61	70	?	750	-180.00			10390.0	0.0
99	69	70	?	600	0.00			10390.0	0.0
100	66	66	?	1200	0.00		0.0	0.0	0.0
101	64	67	?	750	-180.00		0.0	0.0	0.0
102	65	68	?	130	-90.00		0.0	0.0	0.0
103	66	69	?	130	-90.00		0.0	0.0	0.0
104	67	70	?	130	-90.00		0.0	0.0	0.0
105	61	64	?	130	90.00		0.0	0.0	0.0
106	71	76	?	7200	0.00			0.0	0.0
107	72	77	?	7200	0.00		0.0	0.0	0.0
108	73	78	?	7200	0.00		0.0	0.0	0.0
109	74	79	?	7200	0.00		0.0	0.0	0.0
110	75	80	?	7200	0.00		0.0	0.0	0.0
111	82	87	?	7200	0.00		0.0	0.0	0.0
112	83	88	?	7200	0.00		0.0	0.0	0.0
113	84	89	?	7200	0.00		0.0	0.0	0.0
114	85	90	?	7200	0.00		0.0	0.0	0.0
115	71	91	?	3600	-90.00			0.0	0.0
116	72	92	40/62	3600	-90.00		0.0	0.0	0.0
117	73	93	40/92	3600	-90.00		0.0	0.0	0.0
118	74	94	40/92	3600	-90.00		0.0	0.0	0.0
119	86	96	40/62	3600	-90.00		0.0	0.0	0.0
120	87	97	40/62	3600	-90.00		0.0	0.0	0.0
121	88	98	40/92	3600	-90.00		0.0	0.0	0.0
122	89	99	40/92	3600	-90.00		0.0	0.0	0.0
123	90	100	?	3600	-90.00			0.0	10390.0
124	96	101	?	7200	-180.00		0.0	0.0	0.0
125	97	102	?	7200	-180.00		0.0	0.0	0.0
126	98	103	?	7200	-180.00		0.0	0.0	0.0
127	99	104	?	7200	-180.00		0.0	0.0	0.0
128	100	105	?	7200	-180.00		0.0	0.0	0.0
129	81	101	?	3600	-90.00		0.0	0.0	0.0
130	82	102	?	3600	-90.00		0.0	0.0	0.0
131	83	103	?	3600	-90.00		0.0	0.0	0.0
132	84	104	?	3600	-90.00		0.0	0.0	0.0
133	85	105	?	3600	-90.00		0.0	0.0	0.0
134	102	107	?	3600	-180.00		0.0	0.0	0.0
135	103	108	?	3600	-180.00		0.0	0.0	0.0
136	104	109	?	3600	-180.00		0.0	0.0	0.0
137	105	110	?	3600	-180.00		0.0	0.0	0.0
138	91	106	?	7200	0.00			10390.0	0.0
139	92	107	?	7200	0.00		0.0	0.0	0.0
140	93	108	?	7200	0.00		0.0	0.0	0.0
141	94	109	?	7200	0.00		0.0	0.0	0.0
142	95	110	?	7200	0.00		0.0	0.0	0.0
143	87	96	40/62	3600	90.00		0.0	0.0	0.0
144	88	97	40/62	3600	90.00		0.0	0.0	0.0
145	89	98	40/92	3600	90.00		0.0	0.0	0.0
146	90	99	40/92	3600	90.00		0.0	0.0	0.0
147	72	91	40/62	3600	90.00		0.0	0.0	0.0
148	73	92	40/62	3600	90.00		0.0	0.0	0.0
149	74	93	40/92	3600	90.00		0.0	0.0	0.0
150	75	94	40/92	3600	90.00		0.0	0.0	0.0
151	82	101	?	3600	90.00		0.0	0.0	0.0
152	83	102	?	3600	90.00		0.0	0.0	0.0
153	84	103	?	3600	90.00		0.0	0.0	0.0
154	85	104	?	3600	90.00		0.0	0.0	0.0
155	78	111	?	2400	-90.00		0.0	0.0	0.0
156	79	112	?	2400	-90.00		0.0	0.0	0.0
157	80	113	?	2400	-90.00		0.0	0.0	0.0
158	76	106	?	3600	-90.00			0.0	10390.0
159	77	107	?	3600	-90.00		0.0	0.0	0.0
160	108	111	?	1200	90.00		0.0	0.0	0.0
161	109	112	?	1200	90.00		0.0	0.0	0.0
162	110	113	?	1200	90.00		0.0	0.0	0.0
163	79	114	?	2400	90.00		0.0	0.0	0.0
164	80	115	?	2400	90.00		0.0	0.0	0.0
165	77	106	?	3600	90.00		0.0	0.0	0.0
166	78	107	?	3600	90.00		0.0	0.0	0.0
167	108	114	?	1200	-90.00		0.0	0.0	0.0
168	109	115	?	1200	-90.00		0.0	0.0	0.0
169	111	116	?	1100	0.00		0.0	0.0	0.0
170	112	117	?	1100	0.00		0.0	0.0	0.0
171	113	118	?	1100	0.00		0.0	0.0	0.0
172	116	119	?	2400	90.00		0.0	0.0	0.0
173	117	120	?	2400	90.00		0.0	0.0	0.0
174	118	121	?	2400	90.00		0.0	0.0	0.0
175	77	82	?	3600	0.00		0.0	0.0	0.0
176	83	119	?	2500	-180.00		0.0	0.0	0.0
177	84	120	?	2500	-180.00		0.0	0.0	0.0
178	85	121	?	2500	-180.00		0.0	0.0	0.0
179	120	122	?	2400	90.00		0.0	0.0	0.0
180	121	123	?	2400	90.00		0.0	0.0	0.0

Image Engineering Scan Reference Chart TE263 Serial No. 546 Patch Reference numbers on LUT1
the scale towards document
C1 B1 A1 C2 B2 A2 B5 A5 20 18 17 16 11 10 09 03 02 01 C7 B7 A7 C8 B8 A8 C9 B9

Data - Lijnen

lijn	kn1	kn2	profiel	langte mm	hoek met X °	enkel werkend	ky kNm/mm/m	kr,x kNm/rad	kr,z kNm/rad
181	114	122	?	1100	0.00		0.0	0.0	0.0
182	115	123	?	1100	0.00		0.0	0.0	0.0
183	95	124	?	3600	-90.00			0.0	10390.0
184	105	126	?	3600	-90.00		0.0	0.0	0.0
185	126	127	?	3600	-180.00			10390.0	0.0
186	124	127	?	7200	0.00			10390.0	0.0
187	110	127	?	3600	-90.00		0.0	0.0	0.0
188	76	81	250/1600	3600	0.00		0.0	0.0	0.0
189	100	128	?	1200	-90.00			0.0	10390.0
190	125	128	?	2400	90.00			0.0	0.0
191	129	130	?	2400	-90.00			0.0	10390.0
192	126	130	?	1200	0.00			10390.0	0.0
193	131	132	?	2400	-90.00			0.0	0.0
194	128	131	?	3000	-180.00		0.0	0.0	0.0
195	125	132	?	3000	-180.00			0.0	0.0
196	130	132	?	3000	0.00			0.0	0.0
197	81	133	250/1600	1800	0.00		0.0	0.0	0.0
198	86	133	?	5400	-180.00			10390.0	0.0
199	78	119	?	1100	0.00		0.0	0.0	0.0
200	129	138	?	450	0.00			10390.0	0.0
201	136	139	?	1200	0.00			10390.0	0.0
202	131	140	?	750	-180.00			10390.0	0.0
203	139	140	?	600	0.00			10390.0	0.0
204	135	136	?	1200	0.00		0.0	0.0	0.0
205	134	137	?	750	-180.00		0.0	0.0	0.0
206	135	138	?	130	-90.00		0.0	0.0	0.0
207	136	139	?	130	-90.00		0.0	0.0	0.0
208	137	140	?	130	-90.00		0.0	0.0	0.0
209	131	134	?	130	90.00		0.0	0.0	0.0
210	75	141	?	1900	-90.00			0.0	10390.0
211	141	142	?	1130	-90.00			0.0	10390.0
212	95	142	?	570	90.00			0.0	10390.0
213	143	144	?	1130	-90.00		0.0	0.0	0.0
214	142	144	?	5275	0.00		0.0	0.0	0.0
215	141	143	?	5275	0.00		0.0	0.0	0.0
216	31	36	?	3600	-180.00		0.0	0.0	0.0
217	101	106	?	3600	-180.00		0.0	0.0	0.0

Data - Platen

pl.	knb...kne	naam	dikte mm	oppervl. cm²	wap. richting °	enkel werkend	beddingsconstante kN/m³
1	21-36-6-1	pl 70	0	259200.00	0.00		0.0
2	22-37-7-2	pl 72	280	259200.00	0.00		0.0
3	7-36-21-2	pl 73	280	259200.00	0.00		0.0
4	23-38-41-8-3	pl 74	280	259200.00	0.00		0.0
5	8-37-22-3	pl 75	280	259200.00	0.00		0.0
6	24-39-42-9-4	pl 76	280	259200.00	0.00		0.0
7	9-44-38-23-4	pl 77	280	259200.00	0.00		0.0
8	25-40-43-10-5	pl 78	280	259200.00	0.00		0.0
9	10-45-39-24-5	pl 79	280	259200.00	0.00		0.0
10	54-57-40-25	pl 80	280	259200.00	0.00		0.0
11	41-46-49-8	pl 100	0	26400.00	0.00		0.0
12	42-47-50-52-44-9	pl 89	0	52800.00	0.00		0.0
13	43-48-51-53-45-10	pl 90	0	52800.00	0.00		0.0
14	36-31-11-6	pl 95	280	129600.00	0.00		0.0
15	37-32-12-7	pl 97	280	129600.00	0.00		0.0
16	8-49-13-32-37	pl 96	280	129600.00	0.00		0.0
17	44-52-50-14-33-38	pl 98	280	103200.00	0.00		0.0
18	33-13-49-46-41-39	pl 99	280	103200.00	0.00		0.0
19	45-53-51-15-34-39	pl 100	280	103200.00	0.00		0.0

pl.	knb...kne	naam	dikte mm	oppervl. cm²	wap. richting °	enkel werkend	beddingsconstante kN/m³
20	34-14-50-47-42-39	pl 101	280	103200.00	0.00		0.0
21	57-56-35-40	pl 102	280	129600.00	0.00		0.0
22	35-15-51-48-43-40	pl 103	280	103200.00	0.00		0.0
23	12-31-36-7	pl 95	280	129600.00	0.00		0.0
24	31-26-16-63-11	pl 113	280	259200.00	0.00		0.0
25	12-17-26-31	pl 114	280	259200.00	0.00		0.0
26	32-27-17-12	pl 115	280	259200.00	0.00		0.0
27	13-18-27-32	pl 116	280	259200.00	0.00		0.0
28	33-28-18-13	pl 117	280	259200.00	0.00		0.0
29	14-19-28-33	pl 118	280	259200.00	0.00		0.0
30	34-29-19-14	pl 119	280	259200.00	0.00		0.0
31	15-20-29-34	pl 120	280	259200.00	0.00		0.0
32	35-30-20-15	pl 121	280	259200.00	0.00		0.0
33	56-60-59-68-65-66-69-70-67-64-61-58-30-35	pl 122	280	112665.00	0.00		0.0
34	60-62-61-70-69-68-59	pl 123	0	72000.00	0.00		0.0
35	69-66-65-68	pl 122	0	1560.00	0.00		0.0
36	61-64-67-70	pl 122	0	975.00	0.00		0.0
37	62-55-58-61	pl 124	0	72000.00	0.00		0.0
38	142-144-143-141	pl 108	0	59607.50	0.00		0.0

the scale towards document
Image Engineering Scan Reference Chart TE263 Serial No. 546
Patch Reference numbers on UT!

Data - Platen

pl.	knb..knw	naam	dikte mm	oppervl. cm²	wap. richting °	enkel werkend	beddingsconstante kN/m³
39	143-144-142-95-110-113-86-75-141	pl 108	280	199592.50	0.00		0.0
40	91-106-76-71	pl 101	0	259200.00	0.00		0.0
41	80-115-109-94-75	pl 109	280	259200.00	0.00		0.0
42	92-107-77-72	pl 102	280	259200.00	0.00		0.0
43	77-106-91-72	pl 103	280	259200.00	0.00		0.0
44	93-108-111-78-73	pl 104	280	259200.00	0.00		0.0
45	78-107-92-73	pl 105	280	259200.00	0.00		0.0
46	94-109-112-79-74	pl 106	280	259200.00	0.00		0.0
47	79-114-108-93-74	pl 107	280	259200.00	0.00		0.0
48	124-127-110-95	pl 110	280	259200.00	0.00		0.0
49	111-116-119-78	pl 111	0	26400.00	0.00		0.0
50	112-117-120-122-114-79	pl 112	0	52800.00	0.00		0.0
51	113-118-121-123-115-80	pl 113	0	52800.00	0.00		0.0
52	106-101-81-76	pl 114	280	129600.00	0.00		0.0
53	107-102-82-77	pl 115	280	129600.00	0.00		0.0
54	78-119-83-102-107	pl 116	280	129600.00	0.00		0.0
55	114-122-120-84-103-108	pl 117	280	103200.00	0.00		0.0
56	103-83-119-116-111-108	pl 118	280	103200.00	0.00		0.0
57	115-123-121-85-104-109	pl 119	280	103200.00	0.00		0.0
58	104-84-120-117-112-109	pl 120	280	103200.00	0.00		0.0
59	127-126-105-110	pl 121	280	129600.00	0.00		0.0
60	105-85-121-118-113-110	pl 122	280	103200.00	0.00		0.0
61	82-101-106-77	pl 114	280	129600.00	0.00		0.0
62	101-96-86-133-81	pl 123	280	259200.00	0.00		0.0
63	82-87-96-101	pl 124	280	259200.00	0.00		0.0
64	102-97-87-82	pl 126	280	259200.00	0.00		0.0
65	83-88-97-102	pl 126	280	259200.00	0.00		0.0
66	103-98-88-83	pl 127	280	259200.00	0.00		0.0
67	84-89-98-103	pl 128	280	259200.00	0.00		0.0
68	104-99-89-84	pl 129	280	259200.00	0.00		0.0
69	85-90-99-104	pl 130	280	259200.00	0.00		0.0
70	105-100-90-85	pl 131	280	259200.00	0.00		0.0
71	126-130-129-138-135-136-139-140-137-134-131-128-100-105	pl 132	280	112665.00	0.00		0.0
72	130-132-131-140-139-138-129	pl 133	0	72000.00	0.00		0.0
73	139-136-135-138	pl 134	0	1560.00	0.00		0.0
74	131-134-137-140	pl 135	0	975.00	0.00		0.0
75	132-125-128-131	pl 136	0	72000.00	0.00		0.0

Data - Profiel 250/1800



B = 250 mm H = 1800 mm

materiaal : beton2

weerstandskarakteristieken :
oppervl. = 4050.00 cm²
sterkte as y-y :
Iy = 85333333333.4 mm4
Wy = 106666666.7 mm³
Wpl,y = 160000000.0 mm³
iy = 461.9 mm
Avz = 4050.00 cm²
It = 7475000000.0 mm4
Iw = 0.0 mm6

gewicht = 978.9 kg/m
zwakke as z-z :
Iz = 2083333333.3 mm4
Wz = 16666666.7 mm³
Wpl,z = 25000000.0 mm³
iz = 72.2 mm
Avy = 4050.00 cm²

Data - Profiel 40/82



B = 400 mm H = 820 mm

materiaal : beton2

weerstandskarakteristieken :
oppervl. = 2480.00 cm²
sterkte as y-y :
Iy = 7944266666.7 mm4

gewicht = 606.9 kg/m
zwakke as z-z :
Iz = 3306666666.7 mm4

Data - Profiel 40/62

Wy =	25626666.7 mm³	Wz =	16533333.3 mm³
Wpl,y =	38440000.0 mm³	Wpl,z =	24800000.0 mm³
iy =	179.0 mm	iz =	115.5 mm
Avz =	2480.00 cm²	Avy =	2480.00 cm²
It =	7777280000.0 mm4		
Iw =	0.0 mm6		

Data - Profiel 40/92

B = 400 mm H = 920 mm



materiaal : beton2

weerstandskarakteristieken :
oppervl. = 3680.00 cm²
sterke as y-y :

Iy =	25956266666.7 mm4	gewicht =	900.6 kg/m
Wy =	56426666.7 mm³	zwakke as z-z :	
Wpl,y =	84640000.0 mm³	Iz =	4906666666.7 mm4
iy =	265.6 mm	Wz =	24533333.3 mm³
Avz =	3680.00 cm²	Wpl,z =	36800000.0 mm³
It =	13483520000.0 mm4	iz =	115.5 mm
Iw =	0.0 mm6	Avy =	3680.00 cm²

Data - Materiaal beton2

type : beton
karakteristieken :
elasticiteitsmodulus = 14000 N/mm²
coëfficiënt v. Poisson = 0.20
soortelijke massa = 25.0 kN/m³
therm. uitzettingscoëff. = 0.000010 /°C

Data - Materiaal air-deck

type : beton
karakteristieken :
elasticiteitsmodulus = 10000 N/mm²
coëfficiënt v. Poisson = 0.20
soortelijke massa = 19.2 kN/m³
therm. uitzettingscoëff. = 0.000010 /°C

Data - Eigengewicht staven

st	profiel	materiaal	lengte mm	gew./l kN/m	volume m³	gewicht kN
11	40/62	beton2	3600	5.95	0.89	21.4
12	40/92	beton2	3600	8.83	1.32	31.8
13	40/92	beton2	3600	8.83	1.32	31.8
15	40/62	beton2	3600	5.95	0.89	21.4
16	40/62	beton2	3600	5.95	0.89	21.4
17	40/92	beton2	3600	8.83	1.32	31.8
18	40/92	beton2	3600	8.83	1.32	31.8
39	40/62	beton2	3600	5.95	0.89	21.4
40	40/62	beton2	3600	5.95	0.89	21.4
41	40/92	beton2	3600	8.83	1.32	31.8
42	40/92	beton2	3600	8.83	1.32	31.8
43	40/62	beton2	3600	5.95	0.89	21.4
44	40/62	beton2	3600	5.95	0.89	21.4
45	40/92	beton2	3600	8.83	1.32	31.8
46	40/92	beton2	3600	8.83	1.32	31.8
84	250/1600	beton2	3600	9.60	1.44	34.6
93	250/1600	beton2	1800	9.60	0.72	17.3
116	40/62	beton2	3600	5.95	0.89	21.4
117	40/92	beton2	3600	8.83	1.32	31.8
118	40/92	beton2	3600	8.83	1.32	31.8
119	40/62	beton2	3600	5.95	0.89	21.4
120	40/62	beton2	3600	5.95	0.89	21.4
121	40/92	beton2	3600	8.83	1.32	31.8
122	40/92	beton2	3600	8.83	1.32	31.8
143	40/62	beton2	3600	5.95	0.89	21.4
144	40/62	beton2	3600	5.95	0.89	21.4
145	40/92	beton2	3600	8.83	1.32	31.8
146	40/92	beton2	3600	8.83	1.32	31.8
147	40/62	beton2	3600	5.95	0.89	21.4
148	40/62	beton2	3600	5.95	0.89	21.4
149	40/92	beton2	3600	8.83	1.32	31.8
150	40/92	beton2	3600	8.83	1.32	31.8
188	250/1600	beton2	3600	9.60	1.44	34.6
197	250/1600	beton2	1800	9.60	0.72	17.3
			118800		38.02	912.4

the scale towards document
Image Engineering Scan Reference Chart TE263 Serial No. 546
Patch Reference numbers on UT

Data - Eigengewicht platen

pl.	naam	materiaal	dikte mm	oppervl. cm²	gew./opp. kN/m²	volume m³	gewicht kN
2	pl 72	air-deck	280	259200.00	5.38	7.26	139.3
3	pl 73	air-deck	280	259200.00	5.38	7.26	139.3
4	pl 74	air-deck	280	259200.00	5.38	7.26	139.3
5	pl 75	air-deck	280	259200.00	5.38	7.26	139.3
6	pl 76	air-deck	280	259200.00	5.38	7.26	139.3
7	pl 77	air-deck	280	259200.00	5.38	7.26	139.3
8	pl 78	air-deck	280	259200.00	5.38	7.26	139.3
9	pl 79	air-deck	280	259200.00	5.38	7.26	139.3
10	pl 80	air-deck	280	259200.00	5.38	7.26	139.3
14	pl 95	air-deck	280	129600.00	5.38	3.63	69.7
15	pl 97	air-deck	280	129600.00	5.38	3.63	69.7
16	pl 96	air-deck	280	129600.00	5.38	3.63	69.7
17	pl 98	air-deck	280	103200.00	5.38	2.89	55.5
18	pl 99	air-deck	280	103200.00	5.38	2.89	55.5
19	pl 100	air-deck	280	103200.00	5.38	2.89	55.5
20	pl 101	air-deck	280	103200.00	5.38	2.89	55.5
21	pl 102	air-deck	280	129600.00	5.38	3.63	69.7
22	pl 103	air-deck	280	103200.00	5.38	2.89	55.5
23	pl 95	air-deck	280	129600.00	5.38	3.63	69.7
24	pl 113	air-deck	280	259200.00	5.38	7.26	139.3
25	pl 114	air-deck	280	259200.00	5.38	7.26	139.3
26	pl 115	air-deck	280	259200.00	5.38	7.26	139.3
27	pl 116	air-deck	280	259200.00	5.38	7.26	139.3
28	pl 117	air-deck	280	259200.00	5.38	7.26	139.3
29	pl 118	air-deck	280	259200.00	5.38	7.26	139.3
30	pl 119	air-deck	280	259200.00	5.38	7.26	139.3
31	pl 120	air-deck	280	259200.00	5.38	7.26	139.3
32	pl 121	air-deck	280	259200.00	5.38	7.26	139.3
33	pl 122	air-deck	280	112665.00	5.38	3.15	60.6
39	pl 108	air-deck	280	199592.50	5.38	5.59	107.3
41	pl 109	air-deck	280	259200.00	5.38	7.26	139.3
42	pl 102	air-deck	280	259200.00	5.38	7.26	139.3
43	pl 103	air-deck	280	259200.00	5.38	7.26	139.3
44	pl 104	air-deck	280	259200.00	5.38	7.26	139.3
45	pl 105	air-deck	280	259200.00	5.38	7.26	139.3
46	pl 106	air-deck	280	259200.00	5.38	7.26	139.3
47	pl 107	air-deck	280	259200.00	5.38	7.26	139.3
48	pl 110	air-deck	280	259200.00	5.38	7.26	139.3
52	pl 114	air-deck	280	129600.00	5.38	3.63	69.7
53	pl 115	air-deck	280	129600.00	5.38	3.63	69.7
54	pl 116	air-deck	280	129600.00	5.38	3.63	69.7
55	pl 117	air-deck	280	103200.00	5.38	2.89	55.5
56	pl 118	air-deck	280	103200.00	5.38	2.89	55.5
57	pl 119	air-deck	280	103200.00	5.38	2.89	55.5
58	pl 120	air-deck	280	103200.00	5.38	2.89	55.5
59	pl 121	air-deck	280	129600.00	5.38	3.63	69.7
60	pl 122	air-deck	280	103200.00	5.38	2.89	55.5
61	pl 114	air-deck	280	129600.00	5.38	3.63	69.7
62	pl 123	air-deck	280	259200.00	5.38	7.26	139.3
63	pl 124	air-deck	280	259200.00	5.38	7.26	139.3
64	pl 125	air-deck	280	259200.00	5.38	7.26	139.3
65	pl 126	air-deck	280	259200.00	5.38	7.26	139.3
66	pl 127	air-deck	280	259200.00	5.38	7.26	139.3
67	pl 128	air-deck	280	259200.00	5.38	7.26	139.3
68	pl 129	air-deck	280	259200.00	5.38	7.26	139.3
69	pl 130	air-deck	280	259200.00	5.38	7.26	139.3
70	pl 131	air-deck	280	259200.00	5.38	7.26	139.3
71	pl 132	air-deck	280	112665.00	5.38	3.15	60.6
				11824922.50		331.10	6357.1

the scale towards document
Image Engineering Scan Reference Chart TE263 Serial No. 546
Patch Reference numbers on UTT

Data - Samenstelling Lastencombinaties

Samenstelling UGT1 :	
1 eigengewicht	1.20
2 permanent	1.20
4 combinatie 1	1.50
5 combinatie 2	0.00
6 combinatie 3	0.00
7 combinatie 4	0.00
8 combinatie 5	0.00
Samenstelling UGT2 :	
1 eigengewicht	1.20
2 permanent	1.20
4 combinatie 1	0.00
5 combinatie 2	1.50
6 combinatie 3	0.00
7 combinatie 4	0.00
8 combinatie 5	0.00
Samenstelling UGT3 :	
1 eigengewicht	1.20
2 permanent	1.20
4 combinatie 1	0.00
5 combinatie 2	0.00
6 combinatie 3	1.50
7 combinatie 4	0.00
8 combinatie 5	0.00
Samenstelling UGT4 :	
1 eigengewicht	1.20
2 permanent	1.20
4 combinatie 1	0.00
5 combinatie 2	0.00
6 combinatie 3	0.00
7 combinatie 4	1.50
8 combinatie 5	0.00
Samenstelling UGT5 :	
1 eigengewicht	1.20
2 permanent	1.20
4 combinatie 1	0.00
5 combinatie 2	0.00
6 combinatie 3	0.00
7 combinatie 4	0.00
8 combinatie 5	1.50
Samenstelling GGT1 :	
1 eigengewicht	1.00
2 permanent	1.00
4 combinatie 1	1.00
5 combinatie 2	0.00
6 combinatie 3	0.00
7 combinatie 4	0.00
8 combinatie 5	0.00
Samenstelling GGT2 :	
1 eigengewicht	1.00
2 permanent	1.00
4 combinatie 1	0.00
5 combinatie 2	1.00
6 combinatie 3	0.00
7 combinatie 4	0.00
8 combinatie 5	0.00
Samenstelling GGT3 :	
1 eigengewicht	1.00
2 permanent	1.00
4 combinatie 1	0.00
5 combinatie 2	0.00
6 combinatie 3	1.00
7 combinatie 4	0.00
8 combinatie 5	0.00
Samenstelling GGT4 :	
1 eigengewicht	1.00
2 permanent	1.00
4 combinatie 1	0.00
5 combinatie 2	0.00
6 combinatie 3	0.00
7 combinatie 4	1.00
8 combinatie 5	0.00
Samenstelling GGT5 :	
1 eigengewicht	1.00
2 permanent	1.00
4 combinatie 1	0.00
5 combinatie 2	0.00
6 combinatie 3	0.00
7 combinatie 4	0.00
8 combinatie 5	1.00
Samenstelling QP1 :	
1 eigengewicht	1.00
2 permanent	1.00
4 combinatie 1	0.50
5 combinatie 2	0.00

Image Engineering Scan Reference Chart TE263 Serial No. 546
Patch Reference numbers on UTT
the scale towards document

Data - Samenstelling Lastencombinaties

6	combinatie 3	0.00
7	combinatie 4	0.00
8	combinatie 5	0.00

Samenstelling QP2 :

1	eigengewicht	1.00
2	permanent	1.00
4	combinatie 1	0.00
5	combinatie 2	0.50
6	combinatie 3	0.00
7	combinatie 4	0.00
8	combinatie 5	0.00

Samenstelling QP3 :

1	eigengewicht	1.00
2	permanent	1.00
4	combinatie 1	0.00
5	combinatie 2	0.00
6	combinatie 3	0.50
7	combinatie 4	0.00
8	combinatie 5	0.00

Samenstelling QP4 :

1	eigengewicht	1.00
2	permanent	0.00
4	combinatie 1	0.00
5	combinatie 2	0.00
6	combinatie 3	0.00
7	combinatie 4	0.50
8	combinatie 5	0.00

Samenstelling QP5 :

1	eigengewicht	1.00
2	permanent	1.00
4	combinatie 1	0.00
5	combinatie 2	0.00
6	combinatie 3	0.00
7	combinatie 4	0.00
8	combinatie 5	0.50

Data - Parameters gewapend beton

Toegepaste betonnorm: NEN 6720
Materiaalkarakteristieken:
Beton:
karakteristieke kubusdruksterkte f'ck : = 35.000 N/mm²
veiligheidscoëfficiënt beton = 1.50
elasticiteitsmodulus = 31000 N/mm²
kruipcoëfficiënt $\phi(t, t_0)$ = 1.53
max. toegelaten betonspanning onder zakz. aanw. comb. na kruip = 21.000 N/mm²
max. toegelaten betonspanning onder quasi-perm. comb. na kruip = 15.800 N/mm²
dwarskrachtbijdrage beton voor 100.00 % in rekening gebracht
Treksterkte voor bepaling scheurwijdte en doortsuiging = 1.400 N/mm²

Wapeningsstaal:
Balken
langswapening: fsrep = 500.000 N/mm²
dwarswapening: fsrep = 500.000 N/mm²
veiligheidscoëfficiënt staal = 1.15
bruto dekking hoofdwapening = 35 mm
min. wapeningspercentage = 0.15 %
max. totaal wapeningspercentage = 4.00 %
Staalspanning (onder Z.C.) beperken tot 0.80 x fsrep
Platen
langswapening: fsrep = 500.000 N/mm²
veiligheidscoëfficiënt staal = 1.15
bruto dekking bovenwapening: x': 30 mm z' = 40 mm
onderwapening: x': 30 mm z' = 40 mm
min. wapeningspercentage = 0.15 %
max. totaal wapeningspercentage = 4.00 %
Staalspanning (onder Z.C.) beperken tot 0.80 x fsrep

the scale towards document
Image Engineering Scan Reference Chart TE263 Serial No. 546
Patch Reference numbers on UT7
C1 B1 A1 C2 B2 A2 B5 A5 20 18 17 16 11
10 09 03 02 01 C7 B7 A7 C8 B8 A8 C9 B9

Resultaten - Reakties - U.G.T. min.

knp	Ry kN	RMx kNm	RMz kNm
1	-0.00	0.0	0.0
2	139.66	50.6	44.7
3	197.41	-2.4	85.7
4	234.99	26.9	97.4
5	104.82	0.0	22.8
6	28.10	0.0	1.0
7	180.90	19.9	-39.7
8	238.30	-28.4	-93.6
9	197.59	-0.7	-146.7
10	204.32	-14.8	-152.6
12	247.13	-0.0	17.9
13	250.97	-6.9	24.5
14	286.37	0.1	-6.5
15	254.62	-28.7	-16.7
16	39.20	63.4	-23.2
17	178.87	-18.6	-154.8
18	178.56	-2.2	-166.9
19	208.17	20.8	-173.9
20	107.80	0.0	-25.5
21	-19.65	0.5	0.0
25	34.26	0.0	23.4
30	12.49	0.0	-15.4
36	39.86	2.0	6.4
54	-29.39	0.0	-0.6
55	-0.00	0.0	0.0
56	7.28	-8.6	0.0
57	42.28	-54.7	0.0
58	-12.08	0.0	-2.7
59	166.23	-2.2	-2.5
60	-17.84	-0.1	0.0
61	27.77	-8.9	0.0
62	-0.00	0.0	0.0
63	93.76	13.7	0.0
68	-102.14	-10.1	0.0
69	10.05	-12.0	0.0
70	8.86	-9.5	0.0
71	-0.00	0.0	0.0
72	139.69	50.6	44.7
73	197.58	-2.1	85.5
74	232.08	24.0	97.3
75	109.41	0.0	25.2
76	28.10	0.0	1.0
77	180.98	19.9	-39.7
78	238.76	-26.8	-93.3
79	199.36	0.3	-157.3
80	194.60	-13.4	-136.9
82	247.18	0.0	17.9
83	251.08	-7.1	24.5
84	285.63	0.6	-5.9
85	255.55	-28.9	-17.7
86	39.20	63.4	-23.2
87	178.87	-18.6	-154.8
88	178.60	-2.2	-169.0
89	208.23	20.8	-173.9
90	107.74	0.0	-25.5
91	-19.66	0.5	0.0
95	9.99	0.0	7.8
100	12.48	0.0	-15.4
106	39.83	2.0	6.4
124	-25.18	-1.8	-0.5

knp	Ry kN	RMx kNm	RMz kNm
125	-0.00	0.0	0.0
126	7.29	-8.6	0.0
127	40.61	-54.3	0.0
128	-12.04	0.0	-2.7
129	164.10	-2.2	-2.5
130	-17.83	-0.1	0.0
131	27.76	-8.9	0.0
132	-0.00	0.0	0.0
133	93.76	13.7	0.0
138	-101.87	-10.1	0.0
139	10.00	-12.0	0.0
140	8.84	-9.5	0.0
141	13.85	0.0	26.4
142	19.80	0.0	10.9
145	-0.00	0.0	0.0
146	0.00	0.0	0.0
147	-0.00	0.0	0.0
148	0.00	0.0	0.0
149	-0.00	0.0	0.0
168	0.00	0.0	0.0
169	-0.00	0.0	0.0
173	38.85	0.0	34.0
178	-13.80	0.0	-34.0
179	21.47	0.0	-26.0
201	46.17	14.6	0.0
202	15.70	13.8	0.0
230	39.76	0.0	9.1
245	27.03	0.0	13.5
246	14.73	-18.6	0.0
249	17.26	-28.5	0.0
250	40.82	-54.8	0.0
251	55.60	-80.8	0.0
255	0.00	0.0	0.0
256	-0.00	0.0	0.0
257	-99.06	0.0	-5.1
258	10.31	0.0	-4.5
259	-0.81	0.0	-2.7
260	-0.00	0.0	0.0
261	0.00	0.0	0.0
266	0.00	0.0	0.0
267	0.00	0.0	0.0
268	0.00	0.0	0.0
269	-0.00	0.0	0.0
270	32.08	16.4	0.0
271	35.68	23.6	0.0
272	-1.72	-5.8	0.0
275	-0.00	0.0	0.0
276	0.00	0.0	0.0
277	-0.00	0.0	0.0
278	0.00	0.0	0.0
279	-0.00	0.0	0.0
299	0.00	0.0	0.0
300	-0.00	0.0	0.0
308	-13.83	0.0	-34.0
309	21.45	0.0	-25.9
331	46.17	14.6	0.0
332	15.70	13.8	0.0
366	39.76	0.0	9.1
381	11.04	0.0	7.8
382	13.43	0.0	8.5

knp	Ry kN	RMx kNm	RMz kNm
383	8.43	0.0	5.7
386	14.53	-19.6	0.0
387	17.31	-28.5	0.0
388	35.96	-52.3	0.0
389	54.66	-81.0	0.0
393	0.00	0.0	0.0
394	-0.00	0.0	0.0
395	-52.43	0.0	-5.1
396	10.27	0.0	-4.5
397	-0.84	0.0	-2.7
398	-0.00	0.0	0.0
399	0.00	0.0	0.0
404	0.00	0.0	0.0
405	0.00	0.0	0.0
406	0.00	0.0	0.0
407	-0.00	0.0	0.0
408	32.08	16.4	0.0
409	35.68	23.6	0.0
410	-1.71	-5.8	0.0
TOT	7629.61	-263.6	-1427.1

the scale towards document
Image Engineering Scan Reference Chart TE263 Serial No. 546
Path Reference number on UTI

Resultaten - Reakties - U.G.T. max.

knp	Ry kN	RMx kNm	RMz kNm
1	-0.00	0.0	0.0
2	294.49	108.4	106.8
3	411.29	7.1	204.1
4	478.54	56.1	231.9
5	215.96	0.0	54.0
6	56.86	0.0	1.8
7	422.38	43.3	-13.0
8	557.31	-12.0	-38.0
9	438.78	6.2	-62.3
10	447.75	-5.8	-65.3
12	578.41	7.2	53.4
13	605.74	-0.8	74.5
14	652.18	5.4	58.3
15	570.34	-11.1	40.1
16	73.01	135.4	-9.0
17	394.38	-3.4	-61.5
18	386.59	7.9	-65.7
19	441.88	45.5	-65.9
20	234.04	0.0	-9.5
21	1.22	1.4	0.0
25	80.87	0.0	55.3
30	32.47	0.0	-5.8
36	97.58	4.3	13.5
54	-12.58	0.1	-0.2
55	-0.00	0.0	0.0
56	17.21	-4.0	0.0
57	89.12	-25.8	0.0
58	-3.65	0.0	-1.1
59	335.48	-1.0	-1.2
60	-7.24	-0.1	0.1
61	72.38	-3.3	0.0
62	-0.00	0.0	0.0
63	182.35	32.3	0.0
68	-42.78	-4.0	0.0
69	27.75	-4.4	0.0
70	19.65	-3.4	0.0
71	-0.00	0.0	0.0
72	294.54	108.5	106.8
73	411.74	7.7	203.5
74	471.51	49.2	231.7
75	228.10	0.0	59.9
76	56.86	0.0	1.8
77	422.57	43.4	-13.0
78	556.02	-12.1	-37.9
79	443.03	7.1	-66.8
80	425.11	-5.0	-59.0
82	578.46	7.3	53.4
83	605.90	-0.9	74.5
84	650.87	6.9	58.9
85	572.22	-11.4	39.4
86	73.01	135.4	-9.0
87	394.38	-3.4	-61.5
88	386.66	7.9	-65.7
89	441.99	45.5	-65.9
90	233.96	0.0	-9.5
91	1.21	1.4	0.0
95	23.72	0.0	18.3
100	32.46	0.0	-5.8
106	97.55	4.3	13.5
124	-10.85	-0.7	-0.2

knp	Ry kN	RMx kNm	RMz kNm
125	-0.00	0.0	0.0
126	17.19	-4.0	0.0
127	85.12	-25.7	0.0
128	-3.59	0.0	-1.1
129	333.62	-1.0	-1.2
130	-7.20	-0.1	0.1
131	72.37	-3.2	0.0
132	-0.00	0.0	0.0
133	182.35	32.3	0.0
138	-42.46	-4.0	0.0
139	27.67	-4.3	0.0
140	19.63	-3.4	0.0
141	35.90	0.0	62.6
142	46.71	0.0	25.8
145	-0.00	0.0	0.0
146	0.00	0.0	0.0
147	-0.00	0.0	0.0
148	0.00	0.0	0.0
149	-0.00	0.0	0.0
168	0.00	0.0	0.0
169	-0.00	0.0	0.0
173	92.03	0.0	80.5
178	-4.91	0.0	-12.7
179	55.05	0.0	-9.6
201	109.15	35.9	0.0
202	67.56	34.4	0.0
230	84.55	0.0	19.7
245	54.51	0.0	31.9
248	36.60	-9.3	0.0
249	41.56	-14.0	0.0
250	98.27	-23.5	0.0
251	129.38	-35.8	0.0
255	0.00	0.0	0.0
256	-0.00	0.0	0.0
257	-41.00	0.0	-2.4
258	22.40	0.0	-2.1
259	3.23	0.0	-1.3
260	-0.00	0.0	0.0
261	0.00	0.0	0.0
266	0.00	0.0	0.0
267	0.00	0.0	0.0
268	0.00	0.0	0.0
269	-0.00	0.0	0.0
270	80.20	39.4	0.0
271	91.16	57.5	0.0
272	-0.26	-2.1	0.0
275	-0.00	0.0	0.0
276	0.00	0.0	0.0
277	-0.00	0.0	0.0
278	0.00	0.0	0.0
279	-0.00	0.0	0.0
299	0.00	0.0	0.0
300	-0.00	0.0	0.0
308	-4.93	0.0	-12.7
309	55.01	0.0	-9.6
331	109.15	35.9	0.0
332	67.56	34.4	0.0
366	84.55	0.0	19.7
381	26.22	0.0	18.4
382	31.91	0.0	19.9

knp	Ry kN	RMx kNm	RMz kNm
383	20.88	0.0	13.4
386	36.48	-9.3	0.0
387	41.64	-14.0	0.0
388	87.19	-22.4	0.0
389	126.89	-35.8	0.0
393	0.00	0.0	0.0
394	-0.00	0.0	0.0
395	-40.64	0.0	-2.4
396	22.36	0.0	-2.1
397	3.15	0.0	-1.3
398	-0.00	0.0	0.0
399	0.00	0.0	0.0
404	0.00	0.0	0.0
405	0.00	0.0	0.0
406	0.00	0.0	0.0
407	-0.00	0.0	0.0
408	80.20	39.4	0.0
409	91.16	57.5	0.0
410	-0.24	-2.1	0.0
TOT	18676.06	926.6	1196.1

Resultaten - Reakties - UGT1

knp	Ry kN	RMx kNm	RMz kNm
1	-0.00	0.0	0.0
2	293.84	108.4	106.8
3	410.10	6.7	203.7
4	477.49	55.9	230.2
5	215.63	0.0	53.6
6	46.01	0.0	1.8
7	397.02	43.2	-33.4
8	518.39	-28.1	-90.2
9	418.70	6.2	-144.3
10	431.75	-11.8	-150.7
12	582.34	7.1	47.8
13	581.86	-3.1	65.9
14	652.18	5.4	43.1
15	570.34	-27.8	24.0
16	72.52	135.3	-23.1
17	394.17	-6.0	-154.5
18	383.93	7.4	-167.3
19	437.13	44.7	-170.2
20	231.36	0.0	-24.8
21	-10.65	1.0	0.0
25	80.78	0.0	55.0
30	32.10	0.0	-15.0
36	92.74	4.0	13.2
54	-29.17	0.1	-0.6
55	-0.00	0.0	0.0
56	15.35	-8.5	0.0
57	87.86	-53.4	0.0
58	-11.10	0.0	-2.7
59	335.48	-2.2	-2.5
60	-16.12	-0.1	0.1
61	71.28	-8.6	0.0
62	-0.00	0.0	0.0
63	181.50	32.0	0.0
68	-94.18	-9.9	0.0
69	26.63	-11.5	0.0
70	18.50	-9.1	0.0
71	-0.00	0.0	0.0
72	293.90	108.5	106.8
73	410.53	7.3	203.1
74	470.48	49.1	230.0
75	227.65	0.0	59.5
76	46.01	0.0	1.8
77	397.20	43.2	-33.4
78	518.12	-28.5	-89.9
79	422.89	7.1	-154.9
80	409.25	-10.4	-134.7
82	552.43	7.1	47.8
83	582.07	-3.3	65.9
84	650.87	5.9	43.7
85	572.22	-28.4	23.0
86	72.52	135.3	-23.1
87	394.17	-6.0	-154.5
88	384.00	7.4	-167.4
89	437.22	44.7	-170.3
90	231.23	0.0	-24.8
91	-10.66	1.0	0.0
95	23.67	0.0	18.2
100	32.09	0.0	-15.0
106	92.69	4.0	13.2
124	-24.96	-1.8	-0.4

knp	Ry kN	RMx kNm	RMz kNm
125	-0.00	0.0	0.0
126	15.36	-9.5	0.0
127	83.84	-53.0	0.0
128	-11.04	0.0	-2.7
129	333.62	-2.2	-2.5
130	-16.09	-0.1	0.1
131	71.26	-8.5	0.0
132	-0.00	0.0	0.0
133	181.49	32.0	0.0
138	-93.80	-9.8	0.0
139	26.53	-11.5	0.0
140	18.46	-9.1	0.0
141	35.88	0.0	62.9
142	46.44	0.0	25.4
145	-0.00	0.0	0.0
146	0.00	0.0	0.0
147	-0.00	0.0	0.0
148	0.00	0.0	0.0
149	-0.00	0.0	0.0
168	0.00	0.0	0.0
169	-0.00	0.0	0.0
173	91.99	0.0	80.1
178	-5.36	0.0	-33.0
179	53.99	0.0	-25.1
201	109.15	35.3	0.0
202	58.32	33.8	0.0
230	82.69	0.0	18.9
245	84.50	0.0	31.8
248	35.67	-19.0	0.0
249	40.56	-27.8	0.0
250	97.87	-54.4	0.0
251	128.70	-79.8	0.0
255	0.00	0.0	0.0
256	-0.00	0.0	0.0
257	-35.06	0.0	-5.0
258	22.33	0.0	-4.6
259	1.28	0.0	-2.7
260	-0.00	0.0	0.0
261	0.00	0.0	0.0
266	0.00	0.0	0.0
267	0.00	0.0	0.0
268	0.00	0.0	0.0
269	-0.00	0.0	0.0
270	80.18	39.3	0.0
271	91.06	57.2	0.0
272	-1.21	-5.6	0.0
275	-0.00	0.0	0.0
276	0.00	0.0	0.0
277	-0.00	0.0	0.0
278	0.00	0.0	0.0
279	-0.00	0.0	0.0
299	0.00	0.0	0.0
300	-0.00	0.0	0.0
308	-5.40	0.0	-32.9
309	53.94	0.0	-25.1
331	109.15	35.3	0.0
332	58.32	33.8	0.0
366	82.69	0.0	18.9
381	26.16	0.0	18.2
382	31.90	0.0	19.8

knp	Ry kN	RMx kNm	RMz kNm
383	20.46	0.0	13.3
386	35.35	-19.1	0.0
387	40.63	-27.8	0.0
388	96.48	-51.9	0.0
389	126.21	-79.9	0.0
393	0.00	0.0	0.0
394	-0.00	0.0	0.0
395	-92.43	0.0	-5.0
396	22.25	0.0	-4.5
397	1.26	0.0	-2.7
398	-0.00	0.0	0.0
399	0.00	0.0	0.0
404	0.00	0.0	0.0
405	0.00	0.0	0.0
406	0.00	0.0	0.0
407	-0.00	0.0	0.0
408	80.18	39.3	0.0
409	91.06	57.2	0.0
410	-1.19	-5.6	0.0
TOT	17390.00	511.0	-147.0

the scale towards document
Image Engineering Scan Reference Chart IT8/3 Serial No. 546
Path Reference numbers on UTI

Resultaten - Reakties - UGT2

knp	Ry kN	RMx kNm	RMz kNm
1	-0.00	0.0	0.0
2	229.67	72.5	80.0
3	324.36	-2.4	153.1
4	380.44	37.8	173.6
5	178.59	0.0	40.6
6	31.68	0.0	1.2
7	295.14	27.5	-25.1
8	400.89	-25.8	-67.5
9	323.39	-0.7	-109.6
10	332.99	-14.8	-114.4
12	422.94	-0.0	36.0
13	439.16	-6.9	48.9
14	495.25	0.1	30.6
15	429.45	-26.9	15.6
16	52.40	101.9	-17.0
17	309.48	-18.6	-116.1
18	304.28	-2.2	-125.3
19	349.35	28.5	-127.1
20	190.97	0.0	-18.3
21	1.22	1.4	0.0
25	80.88	0.0	41.2
30	22.79	0.0	-10.2
36	85.63	4.3	10.2
54	-20.80	0.1	-0.4
55	-0.00	0.0	0.0
56	17.21	-7.3	0.0
57	79.20	-43.5	0.0
58	-3.92	0.0	-2.2
59	243.16	-1.4	-1.8
60	-13.47	-0.1	0.0
61	53.48	-5.7	0.0
62	-0.00	0.0	0.0
63	121.47	22.6	0.0
68	-74.00	-6.3	0.0
69	19.02	-7.4	0.0
70	12.04	-5.6	0.0
71	-0.00	0.0	0.0
72	229.73	72.5	80.0
73	324.60	-2.1	152.7
74	375.80	33.5	173.8
75	197.84	0.0	45.3
76	31.68	0.0	1.2
77	295.30	27.6	-25.1
78	399.89	-26.2	-67.3
79	327.02	0.3	-117.8
80	319.80	-13.4	-103.4
82	423.02	0.0	36.0
83	439.28	-7.1	49.0
84	494.08	0.6	31.1
85	431.14	-27.3	14.7
86	52.40	101.9	-17.0
87	309.47	-18.6	-116.1
88	304.34	-2.2	-125.4
89	349.41	28.5	-127.1
90	190.84	0.0	-18.3
91	1.21	1.4	0.0
95	19.70	0.0	14.8
100	22.78	0.0	-10.1
106	85.59	4.3	10.2
124	-19.11	-1.4	-0.3

knp	Ry kN	RMx kNm	RMz kNm
125	-0.00	0.0	0.0
126	17.19	-7.4	0.0
127	76.33	-44.1	0.0
128	-3.86	0.0	-2.2
129	242.57	-1.4	-1.9
130	-13.56	-0.1	0.0
131	53.44	-5.6	0.0
132	-0.00	0.0	0.0
133	121.47	22.6	0.0
138	-74.27	-6.2	0.0
139	18.91	-7.3	0.0
140	11.99	-5.8	0.0
141	17.79	0.0	44.8
142	34.21	0.0	20.3
145	-0.00	0.0	0.0
146	0.00	0.0	0.0
147	-0.00	0.0	0.0
148	0.00	0.0	0.0
149	-0.00	0.0	0.0
168	0.00	0.0	0.0
169	-0.00	0.0	0.0
173	54.01	0.0	59.2
178	-13.80	0.0	-23.1
179	31.63	0.0	-16.9
201	96.15	28.8	0.0
202	59.11	26.5	0.0
230	48.63	0.0	14.0
245	60.66	0.0	24.7
248	34.49	-15.9	0.0
249	37.69	-22.9	0.0
250	88.70	-43.3	0.0
251	112.47	-63.8	0.0
255	0.00	0.0	0.0
256	-0.00	0.0	0.0
257	-56.89	0.0	-4.2
258	20.04	0.0	-3.9
259	3.23	0.0	-2.4
260	-0.00	0.0	0.0
261	0.00	0.0	0.0
266	0.00	0.0	0.0
267	0.00	0.0	0.0
268	0.00	0.0	0.0
269	-0.00	0.0	0.0
270	50.58	26.3	0.0
271	56.81	40.6	0.0
272	-1.03	-3.6	0.0
275	-0.00	0.0	0.0
276	0.00	0.0	0.0
277	-0.00	0.0	0.0
278	0.00	0.0	0.0
279	-0.00	0.0	0.0
299	0.00	0.0	0.0
300	-0.00	0.0	0.0
308	-13.83	0.0	-23.1
309	31.58	0.0	-16.9
331	96.15	28.8	0.0
332	59.11	26.5	0.0
366	48.63	0.0	13.9
381	23.23	0.0	15.1
382	31.39	0.0	16.7

knp	Ry kN	RMx kNm	RMz kNm
383	20.88	0.0	11.6
386	34.16	-16.1	0.0
387	37.65	-23.2	0.0
388	82.43	-44.1	0.0
389	113.83	-66.6	0.0
393	0.00	0.0	0.0
394	-0.00	0.0	0.0
395	-56.46	0.0	-4.3
396	19.97	0.0	-3.9
397	3.15	0.0	-2.4
398	-0.00	0.0	0.0
399	0.00	0.0	0.0
404	0.00	0.0	0.0
405	0.00	0.0	0.0
406	0.00	0.0	0.0
407	-0.00	0.0	0.0
408	50.58	26.3	0.0
409	56.81	40.6	0.0
410	-1.01	-3.6	0.0
TOT	13513.08	186.7	-108.5

the scale towards document
C1 B1 A1 C2 B2 A2 B5 A5 20 18 17 16 11 10 09 03 02 01 C7 B7 A7 C8 B8 A8 C9 B9
Serial No. 546

Resultaten - Reakties - UGT3

knp	Ry kN	RMx kNm	RMz kNm
1	-0.00	0.0	0.0
2	294.49	108.2	106.6
3	411.29	7.1	202.7
4	477.82	55.5	226.0
5	215.68	0.0	52.9
6	28.10	0.0	1.2
7	325.76	36.9	-39.7
8	444.19	-22.3	-93.6
9	375.86	5.6	-140.5
10	385.76	-11.6	-145.5
12	475.21	5.5	53.4
13	491.78	-1.8	74.6
14	552.60	5.8	58.3
15	475.22	-26.3	40.1
16	73.01	134.8	-22.6
17	394.22	-5.2	-153.5
18	386.59	7.9	-168.9
19	441.88	45.1	-173.8
20	234.04	0.0	-25.5
21	-10.45	1.0	0.0
25	80.26	0.0	53.8
30	32.47	0.0	-15.4
36	49.31	2.9	9.3
54	-28.14	0.0	-0.6
55	-0.00	0.0	0.0
56	10.32	-5.4	0.0
57	71.73	-43.5	0.0
58	-12.08	0.0	-2.7
59	252.97	-1.9	-1.7
60	-9.17	-0.1	0.0
61	72.38	-8.9	0.0
62	-0.00	0.0	0.0
63	157.36	28.8	0.0
68	-54.74	-9.6	0.0
69	27.53	-12.0	0.0
70	19.65	-9.5	0.0
71	-0.00	0.0	0.0
72	294.54	108.3	106.6
73	411.74	7.7	202.2
74	470.80	48.8	227.7
75	228.10	0.0	56.8
76	28.10	0.0	1.2
77	325.95	37.0	-39.7
78	442.93	-22.7	-93.3
79	380.08	5.9	-150.8
80	383.60	-10.5	-128.6
82	475.30	5.6	53.4
83	491.93	-2.0	74.8
84	551.33	6.3	58.9
85	476.60	-26.9	39.4
86	73.01	134.8	-22.6
87	394.22	-5.2	-153.5
88	386.66	7.9	-169.0
89	441.99	45.1	-173.9
90	233.96	0.0	-25.5
91	-10.45	1.0	0.0
95	23.44	0.0	17.7
100	32.46	0.0	-15.4
106	49.26	2.9	9.3
124	-23.86	-1.6	-0.4

knp	Ry kN	RMx kNm	RMz kNm
125	-0.00	0.0	0.0
126	10.34	-5.4	0.0
127	67.70	-43.0	0.0
128	-12.04	0.0	-2.7
129	250.44	-1.9	-1.7
130	-9.08	-0.1	0.0
131	72.37	-8.9	0.0
132	-0.00	0.0	0.0
133	157.35	28.8	0.0
138	-53.97	-9.5	0.0
139	27.46	-12.0	0.0
140	19.63	-9.5	0.0
141	35.28	0.0	61.3
142	45.47	0.0	24.7
145	-0.00	0.0	0.0
146	0.00	0.0	0.0
147	-0.00	0.0	0.0
148	0.00	0.0	0.0
149	-0.00	0.0	0.0
168	0.00	0.0	0.0
169	-0.00	0.0	0.0
173	91.52	0.0	78.8
178	-4.91	0.0	-34.0
179	55.05	0.0	-26.0
201	108.46	35.9	0.0
202	67.56	34.4	0.0
230	56.97	0.0	13.6
245	64.23	0.0	31.0
248	17.12	-13.0	0.0
249	20.60	-20.6	0.0
250	98.27	-52.4	0.0
251	123.86	-73.5	0.0
255	0.00	0.0	0.0
256	-0.00	0.0	0.0
257	-82.01	0.0	-3.2
258	18.03	0.0	-2.9
259	1.28	0.0	-1.7
260	-0.00	0.0	0.0
261	0.00	0.0	0.0
266	0.00	0.0	0.0
267	0.00	0.0	0.0
268	0.00	0.0	0.0
269	-0.00	0.0	0.0
270	80.10	38.3	0.0
271	90.95	54.8	0.0
272	-0.26	-5.8	0.0
275	-0.00	0.0	0.0
276	0.00	0.0	0.0
277	-0.00	0.0	0.0
278	0.00	0.0	0.0
279	-0.00	0.0	0.0
299	0.00	0.0	0.0
300	-0.00	0.0	0.0
308	-4.93	0.0	-34.0
309	55.01	0.0	-25.9
331	108.45	35.9	0.0
332	67.56	34.4	0.0
366	56.97	0.0	13.6
381	25.97	0.0	17.7
382	31.69	0.0	19.3

knp	Ry kN	RMx kNm	RMz kNm
383	20.82	0.0	13.0
386	16.77	-13.0	0.0
387	20.67	-20.4	0.0
388	87.19	-49.9	0.0
389	121.14	-73.2	0.0
393	0.00	0.0	0.0
394	-0.00	0.0	0.0
395	-81.30	0.0	-3.2
396	17.94	0.0	-2.9
397	1.28	0.0	-1.7
398	-0.00	0.0	0.0
399	0.00	0.0	0.0
404	0.00	0.0	0.0
405	0.00	0.0	0.0
406	0.00	0.0	0.0
407	-0.00	0.0	0.0
408	80.10	38.3	0.0
409	90.95	54.8	0.0
410	-0.24	-5.8	0.0
TOT	15818.60	567.1	-93.0

the scale towards document
Patch Reference numbers on UTI Scan Reference Chart TE63 Serial No. 546

knp	Ry kN	RMx kNm	RMz kNm
1	-0.00	0.0	0.0
2	293.80	106.3	106.8
3	409.75	7.0	204.1
4	478.54	56.1	231.9
5	215.96	0.0	54.0
6	56.86	0.0	1.5
7	422.38	43.3	-30.3
8	557.31	-28.4	-85.8
9	438.78	5.7	-146.7
10	447.75	-11.5	-152.6
12	353.30	7.2	20.7
13	360.70	-2.2	25.5
14	444.00	4.1	-6.5
15	400.87	-14.9	-16.7
16	48.10	79.4	-11.7
17	223.56	-4.8	-78.2
18	220.20	6.7	-80.6
19	251.59	24.7	-76.9
20	130.25	0.0	-10.9
21	-10.55	1.0	0.0
25	80.87	0.0	55.3
30	15.41	0.0	-8.7
36	85.45	3.7	10.3
54	-29.39	0.1	-0.5
55	-0.00	0.0	0.0
56	12.25	-8.6	0.0
57	89.12	-54.7	0.0
58	-3.65	0.0	-1.4
59	273.36	-1.4	-2.3
60	-17.84	-0.1	0.1
61	34.01	-3.7	0.0
62	-0.00	0.0	0.0
63	130.49	19.0	0.0
68	-102.14	-5.0	0.0
69	11.11	-4.8	0.0
70	7.28	-3.8	0.0
71	-0.00	0.0	0.0
72	293.86	106.4	106.8
73	410.17	7.5	203.5
74	471.51	49.2	231.7
75	227.87	0.0	59.9
76	56.86	0.0	1.5
77	422.57	43.4	-30.3
78	556.02	-28.8	-85.5
79	443.03	5.7	-157.3
80	425.11	-9.9	-136.9
82	353.39	7.3	20.7
83	360.93	-2.4	25.5
84	442.66	4.7	-5.9
85	402.69	-15.4	-17.7
86	48.10	79.4	-11.7
87	223.56	-4.8	-78.3
88	220.27	6.8	-80.7
89	251.68	24.6	-77.0
90	130.11	0.0	-10.9
91	-10.56	1.0	0.0
95	23.72	0.0	18.3
100	15.40	0.0	-6.7
106	85.39	3.7	10.3
124	-25.18	-1.6	-0.5

knp	Ry kN	RMx kNm	RMz kNm
125	-0.00	0.0	0.0
126	12.26	-8.6	0.0
127	85.12	-54.3	0.0
128	-3.59	0.0	-1.4
129	271.67	-1.4	-2.3
130	-17.83	-0.1	0.1
131	33.99	-3.7	0.0
132	-0.00	0.0	0.0
133	130.49	19.0	0.0
138	-101.87	-5.0	0.0
139	11.00	-4.7	0.0
140	7.24	-3.7	0.0
141	35.90	0.0	62.6
142	46.71	0.0	25.6
145	-0.00	0.0	0.0
146	0.00	0.0	0.0
147	-0.00	0.0	0.0
148	0.00	0.0	0.0
149	-0.00	0.0	0.0
168	0.00	0.0	0.0
169	-0.00	0.0	0.0
173	92.03	0.0	80.5
178	-7.53	0.0	-14.6
179	25.92	0.0	-11.1
201	108.35	35.4	0.0
202	62.56	34.1	0.0
230	65.39	0.0	14.1
245	64.51	0.0	31.9
248	35.66	-19.5	0.0
249	41.56	-28.5	0.0
250	97.79	-54.8	0.0
251	129.38	-80.8	0.0
255	0.00	0.0	0.0
256	-0.00	0.0	0.0
257	-59.15	0.0	-5.1
258	15.39	0.0	-4.5
259	-0.81	0.0	-2.8
260	-0.00	0.0	0.0
261	0.00	0.0	0.0
266	0.00	0.0	0.0
267	0.00	0.0	0.0
268	0.00	0.0	0.0
269	-0.00	0.0	0.0
270	40.66	21.1	0.0
271	45.28	31.2	0.0
272	-1.72	-2.3	0.0
275	-0.00	0.0	0.0
276	0.00	0.0	0.0
277	-0.00	0.0	0.0
278	0.00	0.0	0.0
279	-0.00	0.0	0.0
299	0.00	0.0	0.0
300	-0.00	0.0	0.0
308	-7.55	0.0	-14.5
309	25.87	0.0	-11.0
331	108.34	35.4	0.0
332	62.56	34.1	0.0
366	65.40	0.0	14.1
381	26.22	0.0	18.4
382	31.91	0.0	19.9

knp	Ry kN	RMx kNm	RMz kNm
383	20.37	0.0	13.4
386	35.35	-19.6	0.0
387	41.64	-28.5	0.0
388	86.32	-52.3	0.0
389	126.89	-81.0	0.0
393	0.00	0.0	0.0
394	-0.00	0.0	0.0
395	-56.55	0.0	-5.1
396	15.30	0.0	-4.5
397	-0.84	0.0	-2.8
398	-0.00	0.0	0.0
399	0.00	0.0	0.0
404	0.00	0.0	0.0
405	0.00	0.0	0.0
406	0.00	0.0	0.0
407	-0.00	0.0	0.0
408	40.65	21.1	0.0
409	45.28	31.2	0.0
410	-1.71	-2.3	0.0
TOT	14086.62	313.7	182.3

the scale towards document
Target Engineering Scan Reference Chart TE263 Serial No. 546
Patch Reference numbers on UT1

knp	Ry kN	RMx kNm	RMz kNm
1	-0.00	0.0	0.0
2	167.23	60.8	53.7
3	236.39	6.7	103.2
4	281.16	32.4	117.2
5	125.56	0.0	27.5
6	45.47	0.0	1.8
7	244.62	27.5	-13.7
8	309.53	-17.6	-46.3
9	250.77	4.3	-75.6
10	263.19	-7.2	-80.3
12	578.41	4.7	45.7
13	605.74	-2.5	64.0
14	645.19	5.1	52.5
15	559.81	-28.7	33.3
16	72.44	135.4	-23.2
17	394.38	-8.0	-154.8
18	364.63	7.7	-166.5
19	441.04	45.5	-173.9
20	233.61	0.0	-25.5
21	-0.81	0.6	0.0
25	41.37	0.0	28.7
30	32.29	0.0	-15.3
36	97.58	3.3	13.5
54	-15.59	0.1	-0.3
55	-0.00	0.0	0.0
56	15.83	-7.4	0.0
57	59.66	-36.1	0.0
58	-11.81	0.0	-2.7
59	315.27	-2.2	-2.3
60	-13.59	-0.1	0.0
61	71.80	-8.8	0.0
62	-0.00	0.0	0.0
63	182.35	32.3	0.0
68	-80.53	-10.1	0.0
69	27.75	-12.0	0.0
70	19.19	-9.4	0.0
71	-0.00	0.0	0.0
72	167.26	60.9	53.7
73	236.58	6.9	102.9
74	277.68	28.9	117.1
75	130.90	0.0	30.5
76	45.47	0.0	1.8
77	244.71	27.5	-13.7
78	308.88	-17.8	-46.1
79	252.84	5.3	-81.1
80	251.27	-6.2	-73.2
82	578.46	4.7	45.7
83	605.90	-2.6	64.1
84	644.52	5.3	52.8
85	561.26	-28.9	32.6
86	72.44	135.4	-23.2
87	394.38	-8.0	-154.8
88	364.66	7.7	-166.6
89	441.08	45.5	-173.9
90	233.50	0.0	-25.4
91	-0.82	0.6	0.0
95	12.10	0.0	9.6
100	32.28	0.0	-15.2
106	97.55	3.3	13.5
124	-13.54	-0.8	-0.3

knp	Ry kN	RMx kNm	RMz kNm
125	-0.00	0.0	0.0
126	15.82	-7.4	0.0
127	57.66	-36.0	0.0
128	-11.77	0.0	-2.7
129	314.94	-2.2	-2.3
130	-13.64	-0.1	0.0
131	71.77	-8.8	0.0
132	-0.00	0.0	0.0
133	182.35	32.3	0.0
138	-80.70	-10.1	0.0
139	27.67	-11.9	0.0
140	19.15	-9.4	0.0
141	16.98	0.0	32.1
142	24.16	0.0	13.4
145	-0.00	0.0	0.0
146	0.00	0.0	0.0
147	-0.00	0.0	0.0
148	0.00	0.0	0.0
149	-0.00	0.0	0.0
168	0.00	0.0	0.0
169	-0.00	0.0	0.0
173	44.47	0.0	41.3
178	-5.34	0.0	-33.8
179	54.51	0.0	-25.7
201	56.30	17.1	0.0
202	15.70	16.1	0.0
230	84.55	0.0	19.7
245	32.59	0.0	16.6
246	36.60	-15.4	0.0
249	39.74	-20.9	0.0
250	48.80	-28.1	0.0
251	69.21	-45.9	0.0
255	0.00	0.0	0.0
256	-0.00	0.0	0.0
257	-91.62	0.0	-4.4
258	22.40	0.0	-4.0
259	2.67	0.0	-2.4
260	-0.00	0.0	0.0
261	0.00	0.0	0.0
266	0.00	0.0	0.0
267	0.00	0.0	0.0
268	0.00	0.0	0.0
269	-0.00	0.0	0.0
270	80.20	39.4	0.0
271	91.16	57.5	0.0
272	-1.08	-5.8	0.0
275	-0.00	0.0	0.0
276	0.00	0.0	0.0
277	-0.00	0.0	0.0
278	0.00	0.0	0.0
279	-0.00	0.0	0.0
299	0.00	0.0	0.0
300	-0.00	0.0	0.0
308	-5.35	0.0	-33.8
309	54.47	0.0	-25.7
331	56.30	17.1	0.0
332	15.70	16.1	0.0
366	84.55	0.0	19.7
381	13.34	0.0	9.6
382	16.24	0.0	10.4

knp	Ry kN	RMx kNm	RMz kNm
383	9.95	0.0	7.0
386	36.46	-15.5	0.0
387	39.79	-20.9	0.0
388	42.82	-27.9	0.0
389	58.23	-46.3	0.0
393	0.00	0.0	0.0
394	-0.00	0.0	0.0
395	-91.38	0.0	-4.4
396	22.36	0.0	-4.0
397	2.64	0.0	-2.5
398	-0.00	0.0	0.0
399	0.00	0.0	0.0
404	0.00	0.0	0.0
405	0.00	0.0	0.0
406	0.00	0.0	0.0
407	-0.00	0.0	0.0
408	80.20	39.4	0.0
409	91.16	57.5	0.0
410	-1.08	-5.8	0.0
TOT	14280.96	462.8	-468.2

the scale towards document
Path-Reference numbers on UIT
Serial No. 546