

v.1.20.5 [Klik hier - nieuwe Release](#)

Dashboard



Locatie



Kaart



Gemeente Amsterdam (Centrale Gladheidsbestrijding)



Weblinks



Contact



Instellingen



Edwin Bode

woensdag, 2023-01-25 19:00 [Ga naar de laatste verwachting](#)

Archief

Laagste wegdektemp. afgelopen 18 uur: 0.7 °C om 09:20 op [Amsterdam E. Heermabrug fiets](#)

### Gladheidsmeldsystemen



Meteoroloog:

#### Korte termijn verwachting

Vanavond trekt een gebied met regen over de regio. Vannacht is/wordt het weer droog met enkele opklaringen. Het koelt af naar 2 tot 4 graden en de wind draait naar noord en is matig.

Plaatsingstijd: 2023-01-25, 17:04

Morgen blijft het vrijwel droog met zonnige perioden. Het wordt ongeveer 8 graden bij een meestal matige noordelijke wind.

Plaatsingstijd: 2023-01-25, 17:04

#### Wegdekconditie:

Vanavond en vannacht wordt er regen verwacht. De wegdektemperaturen zullen boven het vriespunt liggen. Er wordt derhalve GEEN GLADHEID verwacht.

Raadpleeg de tabel voor alle details in uw regio. Deze data worden ieder uur gecorrigeerd en vernieuwd.

Plaatsingstijd: 2023-01-25, 11:55

#### 2 tot 5 daagse verwachting

In de nacht naar vrijdag zijn er wolkenvelden, soms afgewisseld met bredere opklaringen. Het koelt af naar dichtbij 0 graden met bij weinig wind lokaal nevel of een mistbank. Vrijdag is wisselend bewolkt en wordt het 3 tot 6 graden bij een zwakke noordoostelijke wind. Zaterdagochtend is het koud met op veel plekken lichte vorst. Zaterdag overdag zijn er wolkenvelden en wordt het tussen de 3 en 7 graden. Zondag neemt de wind uit zuidwestelijke richting toe, kracht 3 tot 5. Verder is er veel bewolking en valt heel lokaal een regenbui. Het wordt 6 tot 8 graden.

Plaatsingstijd: 2023-01-25, 12:40

#### 6 tot 10 daagse verwachting

Volgende week is het wisselvallig met bewolking en regelmatig buien en soms een vrij stevige wind. De temperatuur ligt overdag tussen 6 en 9 graden en 's nachts tussen 2 en 5 graden.

Plaatsingstijd: 2023-01-25, 12:41



Samenvatting van gevaren



Geen gevaren voor IJzel, Sneeuwval, Bevriezing, Rijp

Feedback



# Kaart

🔍 Zoek een locatie...

⚠️ Some map data is not available for the selected date and time.

🔍 Zoek laag

Meetstations

Radar

Satelliet

Weer (ECMWF)



- Min wegdek temperatuur
- 80% Nederland - Neerslagtype
- 75% Sneeuwval per 3 uur
- Meting
- Verwachting



19:00

⏪ Vorige 25 jan. 2023 19:00 600x Volgende ⏩



> Amsterdam E. Heermabrug ...

|                                  |  |     |     |     |     |     |     |     |     |     |     |     |     |     |     |     |     |     |     |     |     |     |     |     |     |     |     |     |     |     |     |     |     |     |     |     |     |     |     |
|----------------------------------|--|-----|-----|-----|-----|-----|-----|-----|-----|-----|-----|-----|-----|-----|-----|-----|-----|-----|-----|-----|-----|-----|-----|-----|-----|-----|-----|-----|-----|-----|-----|-----|-----|-----|-----|-----|-----|-----|-----|
| Min brugdek temperatuur (°C)     | 1.7  | 1.2 | 1.0 | 0.6 | 1.0 | 1.4 | 2.0 | 2.6 | 3.2 | 3.6 | 4.1 | 4.4 | 4.7 | 4.6 | 4.4 | 4.2 | 4.4 | 5.3 | 6.4 | 7.4 | 8.1 | 8.3 | 8.1 | 7.5 | 6.9 | 6.5 | 6.1 | 5.7 | 5.3 | 5.0 | 4.6 | 4.4 | 4.3 | 4.2 | 4.1 | 4.0 | 3.9 | 3.8 |     |
| Hoogste brugdek temperat... (°C) | 1.7  | 1.3 | 1.1 | 0.9 | 1.0 | 1.5 | 2.1 | 2.7 | 3.3 | 3.7 | 4.1 | 4.5 | 4.7 | 4.8 | 4.7 | 4.5 | 4.3 | 4.5 | 5.4 | 6.4 | 7.4 | 8.1 | 8.4 | 8.2 | 7.6 | 7.0 | 6.5 | 6.1 | 5.7 | 5.4 | 5.0 | 4.8 | 4.5 | 4.4 | 4.3 | 4.2 | 4.1 | 4.0 | 3.9 |
| Bevriazing op bruggen            |  |     |     |     |     |     |     |     |     |     |     |     |     |     |     |     |     |     |     |     |     |     |     |     |     |     |     |     |     |     |     |     |     |     |     |     |     |     |     |
| Rijp op bruggen                  |  |     |     |     |     |     |     |     |     |     |     |     |     |     |     |     |     |     |     |     |     |     |     |     |     |     |     |     |     |     |     |     |     |     |     |     |     |     |     |
| IJzel op bruggen (mm)            | 0.0  |     |     |     |     |     |     |     |     |     |     |     |     |     |     |     |     |     |     |     |     |     |     |     |     |     |     |     |     |     |     |     |     |     |     |     |     |     |     |
| Sneeuwval (cm)                   | 0.0  |     |     |     |     |     |     |     |     |     |     |     |     |     |     |     |     |     |     |     |     |     |     |     |     |     |     |     |     |     |     |     |     |     |     |     |     |     |     |
| Neerslagkans (%)                 | 0 25 65 80 85 80 70 50 35 30 25 20 15 10 5 0 5 0 |     |     |     |     |     |     |     |     |     |     |     |     |     |     |     |     |     |     |     |     |     |     |     |     |     |     |     |     |     |     |     |     |     |     |     |     |     |     |
| Neerslag (mm)                    | 0.0 0.2 0.6 0.9 1.3 0.7 0.2 0.1 0.1 <0.1 0.0 0.0 |     |     |     |     |     |     |     |     |     |     |     |     |     |     |     |     |     |     |     |     |     |     |     |     |     |     |     |     |     |     |     |     |     |     |     |     |     |     |
| Som van sneeuwval (cm)           | 0.0  |     |     |     |     |     |     |     |     |     |     |     |     |     |     |     |     |     |     |     |     |     |     |     |     |     |     |     |     |     |     |     |     |     |     |     |     |     |     |

> Amsterdam Materiaalburea...


|                                 |  |     |     |     |     |     |     |     |     |     |     |     |     |     |     |     |     |     |     |     |     |     |     |     |     |     |     |     |     |     |     |     |     |     |     |     |     |
|---------------------------------|--|-----|-----|-----|-----|-----|-----|-----|-----|-----|-----|-----|-----|-----|-----|-----|-----|-----|-----|-----|-----|-----|-----|-----|-----|-----|-----|-----|-----|-----|-----|-----|-----|-----|-----|-----|-----|
| Min wegdek temperatuur (°C)     | 2.9  | 2.6 | 2.3 | 2.2 | 2.5 | 2.8 | 3.2 | 3.6 | 3.9 | 4.1 | 4.2 | 4.0 | 3.9 | 3.8 | 3.5 | 3.3 | 3.8 | 4.9 | 5.9 | 6.6 | 6.8 | 6.6 | 6.1 | 5.6 | 5.4 | 5.1 | 4.9 | 4.8 | 4.7 | 4.5 | 4.4 | 4.5 | 4.3 | 4.1 | 3.8 |     |     |
| Hoogste wegdektemperatu... (°C) | 3.2  | 2.8 | 2.5 | 2.4 | 2.6 | 2.9 | 3.3 | 3.7 | 4.0 | 4.2 | 4.3 | 4.4 | 4.3 | 4.1 | 4.0 | 3.8 | 3.7 | 4.2 | 5.4 | 6.5 | 7.2 | 7.5 | 7.3 | 6.6 | 6.0 | 5.7 | 5.4 | 5.1 | 5.0 | 4.9 | 4.8 | 4.7 | 4.6 | 4.7 | 4.6 | 4.4 | 4.1 |
| Bevriazing                      |  |     |     |     |     |     |     |     |     |     |     |     |     |     |     |     |     |     |     |     |     |     |     |     |     |     |     |     |     |     |     |     |     |     |     |     |     |
| Rijp                            |  |     |     |     |     |     |     |     |     |     |     |     |     |     |     |     |     |     |     |     |     |     |     |     |     |     |     |     |     |     |     |     |     |     |     |     |     |
| IJzel (mm)                      | 0.0  |     |     |     |     |     |     |     |     |     |     |     |     |     |     |     |     |     |     |     |     |     |     |     |     |     |     |     |     |     |     |     |     |     |     |     |     |
| Sneeuwval (cm)                  | 0.0  |     |     |     |     |     |     |     |     |     |     |     |     |     |     |     |     |     |     |     |     |     |     |     |     |     |     |     |     |     |     |     |     |     |     |     |     |
| Neerslagkans (%)                | 0 30 70 80 90 75 60 50 35 20 10 5 0 5 0          |     |     |     |     |     |     |     |     |     |     |     |     |     |     |     |     |     |     |     |     |     |     |     |     |     |     |     |     |     |     |     |     |     |     |     |     |
| Neerslag (mm)                   | 0.0 0.2 0.6 0.9 1.3 0.6 0.2 0.1 0.1 <0.1 0.0 0.0 |     |     |     |     |     |     |     |     |     |     |     |     |     |     |     |     |     |     |     |     |     |     |     |     |     |     |     |     |     |     |     |     |     |     |     |     |
| Som van sneeuwval (cm)          | 0.0  |     |     |     |     |     |     |     |     |     |     |     |     |     |     |     |     |     |     |     |     |     |     |     |     |     |     |     |     |     |     |     |     |     |     |     |     |

> Amsterdam Oude Haagsew...


|                                 |  |     |     |     |     |     |     |     |     |     |     |     |     |     |     |     |     |     |     |     |     |     |     |     |     |     |     |     |     |     |     |     |     |     |     |     |     |
|---------------------------------|--|-----|-----|-----|-----|-----|-----|-----|-----|-----|-----|-----|-----|-----|-----|-----|-----|-----|-----|-----|-----|-----|-----|-----|-----|-----|-----|-----|-----|-----|-----|-----|-----|-----|-----|-----|-----|
| Min wegdek temperatuur (°C)     | 2.9  | 2.6 | 2.4 | 2.2 | 2.1 | 2.3 | 2.6 | 2.9 | 3.2 | 3.4 | 3.5 | 3.7 | 3.9 | 3.8 | 3.6 | 3.5 | 3.2 | 3.6 | 5.1 | 6.3 | 7.2 | 7.9 | 8.1 | 7.7 | 6.8 | 6.1 | 5.8 | 5.4 | 5.2 | 4.9 | 4.7 | 4.5 | 4.3 | 4.2 | 4.1 | 4.0 |     |
| Hoogste wegdektemperatu... (°C) | 3.0  | 2.6 | 2.4 | 2.3 | 2.2 | 2.3 | 2.6 | 2.9 | 3.2 | 3.4 | 3.6 | 3.8 | 3.9 | 3.8 | 3.6 | 3.5 | 3.2 | 3.6 | 5.1 | 6.3 | 7.2 | 7.9 | 8.2 | 7.7 | 6.9 | 6.1 | 5.8 | 5.4 | 5.2 | 4.9 | 4.8 | 4.7 | 4.6 | 4.3 | 4.2 | 4.1 | 4.0 |
| Bevriazing                      |  |     |     |     |     |     |     |     |     |     |     |     |     |     |     |     |     |     |     |     |     |     |     |     |     |     |     |     |     |     |     |     |     |     |     |     |     |
| Rijp                            |  |     |     |     |     |     |     |     |     |     |     |     |     |     |     |     |     |     |     |     |     |     |     |     |     |     |     |     |     |     |     |     |     |     |     |     |     |
| IJzel (mm)                      | 0.0  |     |     |     |     |     |     |     |     |     |     |     |     |     |     |     |     |     |     |     |     |     |     |     |     |     |     |     |     |     |     |     |     |     |     |     |     |
| Sneeuwval (cm)                  | 0.0  |     |     |     |     |     |     |     |     |     |     |     |     |     |     |     |     |     |     |     |     |     |     |     |     |     |     |     |     |     |     |     |     |     |     |     |     |
| Neerslagkans (%)                | 0 30 70 85 90 75 60 50 35 20 10 5 0 5 0          |     |     |     |     |     |     |     |     |     |     |     |     |     |     |     |     |     |     |     |     |     |     |     |     |     |     |     |     |     |     |     |     |     |     |     |     |
| Neerslag (mm)                   | 0.0 0.2 0.6 0.9 1.3 0.6 0.2 0.1 0.1 <0.1 0.0 0.0 |     |     |     |     |     |     |     |     |     |     |     |     |     |     |     |     |     |     |     |     |     |     |     |     |     |     |     |     |     |     |     |     |     |     |     |     |
| Som van sneeuwval (cm)          | 0.0  |     |     |     |     |     |     |     |     |     |     |     |     |     |     |     |     |     |     |     |     |     |     |     |     |     |     |     |     |     |     |     |     |     |     |     |     |

| Amsterdam Oude Haagsew...         |  |     |     |     |     |     |     |     |     |      |     |     |     |     |     |     |     |     |     |     |     |     |     |     |     |     |     |     |     |     |     |     |     |     |     |     |
|-----------------------------------|--|-----|-----|-----|-----|-----|-----|-----|-----|------|-----|-----|-----|-----|-----|-----|-----|-----|-----|-----|-----|-----|-----|-----|-----|-----|-----|-----|-----|-----|-----|-----|-----|-----|-----|-----|
| Min fietspad temperatuur (°C)     | 2.9  | 2.6 | 2.4 | 2.3 | 2.1 | 2.2 | 2.5 | 2.8 | 3.1 | 3.3  | 3.4 | 3.6 | 3.8 | 3.7 | 3.6 | 3.4 | 3.1 | 3.6 | 5.2 | 6.4 | 7.3 | 7.9 | 8.1 | 7.6 | 6.7 | 5.9 | 5.5 | 5.2 | 4.9 | 4.7 | 4.6 | 4.4 | 4.2 | 4.0 | 3.9 | 3.8 |
| Hoogste fietspad temperat... (°C) | 3.3  | 3.0 | 2.8 | 2.6 | 2.1 | 2.2 | 2.6 | 3.0 | 3.3 | 3.5  | 3.7 | 3.9 | 4.1 | 4.0 | 3.8 | 3.7 | 3.4 | 3.9 | 5.4 | 6.6 | 7.4 | 8.1 | 8.2 | 7.8 | 6.9 | 6.1 | 5.7 | 5.4 | 5.1 | 4.9 | 4.8 | 4.7 | 4.4 | 4.3 | 4.1 | 4.0 |
| Bevriezing op fietspaden          |  |     |     |     |     |     |     |     |     |      |     |     |     |     |     |     |     |     |     |     |     |     |     |     |     |     |     |     |     |     |     |     |     |     |     |     |
| Rijp op fietspad                  |  |     |     |     |     |     |     |     |     |      |     |     |     |     |     |     |     |     |     |     |     |     |     |     |     |     |     |     |     |     |     |     |     |     |     |     |
| IJzel op fietspaden (mm)          | 0.0  |     |     |     |     |     |     |     |     |      |     |     |     |     |     |     |     |     |     |     |     |     |     |     |     |     |     |     |     |     |     |     |     |     |     |     |
| Sneeuwval (cm)                    | 0.0  |     |     |     |     |     |     |     |     |      |     |     |     |     |     |     |     |     |     |     |     |     |     |     |     |     |     |     |     |     |     |     |     |     |     |     |
| Neerslagkans (%)                  | 0 30 70 85 90 75 60 50 35 20 10 5 0 5 0    |     |     |     |     |     |     |     |     |      |     |     |     |     |     |     |     |     |     |     |     |     |     |     |     |     |     |     |     |     |     |     |     |     |     |     |
| Neerslag (mm)                     | 0.0  | 0.2 | 0.6 | 0.9 | 1.1 | 0.6 | 0.2 | 0.1 | 0.1 | <0.1 |     |     |     |     |     |     |     |     |     |     | 0.0 |     |     |     |     |     |     |     |     |     |     |     |     |     |     |     |
| Som van sneeuwval (cm)            | 0.0  |     |     |     |     |     |     |     |     |      |     |     |     |     |     |     |     |     |     |     |     |     |     |     |     |     |     |     |     |     |     |     |     |     |     |     |
| Amsterdam Tafelbergweg fi...      |  |     |     |     |     |     |     |     |     |      |     |     |     |     |     |     |     |     |     |     |     |     |     |     |     |     |     |     |     |     |     |     |     |     |     |     |
| Min fietspad temperatuur (°C)     | 2.3  | 2.0 | 1.8 | 1.7 | 1.7 | 1.9 | 2.2 | 2.7 | 3.1 | 3.3  | 3.6 | 3.8 | 3.9 | 3.6 | 3.4 | 3.1 | 3.4 | 4.6 | 6.0 | 7.1 | 7.7 | 7.2 | 6.4 | 5.8 | 5.4 | 5.1 | 4.9 | 4.7 | 4.5 | 4.4 | 4.3 | 4.2 | 4.1 | 4.0 | 3.9 |     |
| Hoogste fietspad temperat... (°C) | 2.4  | 2.1 | 1.9 | 1.8 | 1.8 | 2.0 | 2.3 | 2.7 | 3.1 | 3.4  | 3.6 | 3.8 | 4.0 | 3.9 | 3.7 | 3.5 | 3.2 | 3.5 | 4.7 | 6.1 | 7.1 | 7.7 | 7.8 | 7.3 | 6.5 | 5.8 | 5.4 | 5.2 | 4.9 | 4.7 | 4.6 | 4.5 | 4.4 | 4.2 | 4.1 | 4.0 |
| Bevriezing op fietspaden          |  |     |     |     |     |     |     |     |     |      |     |     |     |     |     |     |     |     |     |     |     |     |     |     |     |     |     |     |     |     |     |     |     |     |     |     |
| Rijp op fietspad                  |  |     |     |     |     |     |     |     |     |      |     |     |     |     |     |     |     |     |     |     |     |     |     |     |     |     |     |     |     |     |     |     |     |     |     |     |
| IJzel op fietspaden (mm)          | 0.0  |     |     |     |     |     |     |     |     |      |     |     |     |     |     |     |     |     |     |     |     |     |     |     |     |     |     |     |     |     |     |     |     |     |     |     |
| Sneeuwval (cm)                    | 0.0  |     |     |     |     |     |     |     |     |      |     |     |     |     |     |     |     |     |     |     |     |     |     |     |     |     |     |     |     |     |     |     |     |     |     |     |
| Neerslagkans (%)                  | 0 25 60 75 85 90 75 60 50 35 20 10 5 0 5 0 |     |     |     |     |     |     |     |     |      |     |     |     |     |     |     |     |     |     |     |     |     |     |     |     |     |     |     |     |     |     |     |     |     |     |     |
| Neerslag (mm)                     | 0.0  | 0.2 | 0.5 | 0.8 | 1.1 | 0.7 | 0.2 | 0.1 | 0.1 | <0.1 |     |     |     |     |     |     |     |     |     |     | 0.0 |     |     |     |     |     |     |     |     |     |     |     |     |     |     |     |
| Som van sneeuwval (cm)            | 0.0  |     |     |     |     |     |     |     |     |      |     |     |     |     |     |     |     |     |     |     |     |     |     |     |     |     |     |     |     |     |     |     |     |     |     |     |
| Amsterdam, Tafelbergweg           |  |     |     |     |     |     |     |     |     |      |     |     |     |     |     |     |     |     |     |     |     |     |     |     |     |     |     |     |     |     |     |     |     |     |     |     |
| Min wegdek temperatuur (°C)       | 2.1  | 1.9 | 1.7 | 1.6 | 1.9 | 2.1 | 2.4 | 2.7 | 3.0 | 3.2  | 3.3 | 3.4 | 3.5 | 3.4 | 3.2 | 3.0 | 2.7 | 2.8 | 3.8 | 5.3 | 6.6 | 7.1 | 6.6 | 5.9 | 5.4 | 5.1 | 4.9 | 4.8 | 4.7 | 4.6 | 4.4 | 4.3 | 4.2 | 4.1 | 4.0 |     |
| Hoogste wegdektemperatu... (°C)   | 2.3  | 2.1 | 1.9 | 1.7 | 2.0 | 2.2 | 2.5 | 2.9 | 3.1 | 3.3  | 3.4 | 3.5 | 3.6 | 3.5 | 3.3 | 3.1 | 2.8 | 3.1 | 4.3 | 5.6 | 6.7 | 7.2 | 6.8 | 6.1 | 5.6 | 5.2 | 5.0 | 4.8 | 4.7 | 4.6 | 4.4 | 4.3 | 4.2 | 4.1 |     |     |
| Bevriezing                        |  |     |     |     |     |     |     |     |     |      |     |     |     |     |     |     |     |     |     |     |     |     |     |     |     |     |     |     |     |     |     |     |     |     |     |     |
| Rijp                              |  |     |     |     |     |     |     |     |     |      |     |     |     |     |     |     |     |     |     |     |     |     |     |     |     |     |     |     |     |     |     |     |     |     |     |     |
| IJzel (mm)                        | 0.0  |     |     |     |     |     |     |     |     |      |     |     |     |     |     |     |     |     |     |     |     |     |     |     |     |     |     |     |     |     |     |     |     |     |     |     |
| Sneeuwval (cm)                    | 0.0  |     |     |     |     |     |     |     |     |      |     |     |     |     |     |     |     |     |     |     |     |     |     |     |     |     |     |     |     |     |     |     |     |     |     |     |
| Neerslagkans (%)                  | 0 25 60 75 85 75 55 40 30 25 15 10 5 0 5 0 |     |     |     |     |     |     |     |     |      |     |     |     |     |     |     |     |     |     |     |     |     |     |     |     |     |     |     |     |     |     |     |     |     |     |     |
| Neerslag (mm)                     | 0.0  | 0.2 | 0.5 | 0.8 | 1.1 | 0.7 | 0.3 | 0.2 | 0.1 | <0.1 |     |     |     |     |     |     |     |     |     |     | 0.0 |     |     |     |     |     |     |     |     |     |     |     |     |     |     |     |
| Som van sneeuwval (cm)            | 0.0  |     |     |     |     |     |     |     |     |      |     |     |     |     |     |     |     |     |     |     |     |     |     |     |     |     |     |     |     |     |     |     |     |     |     |     |

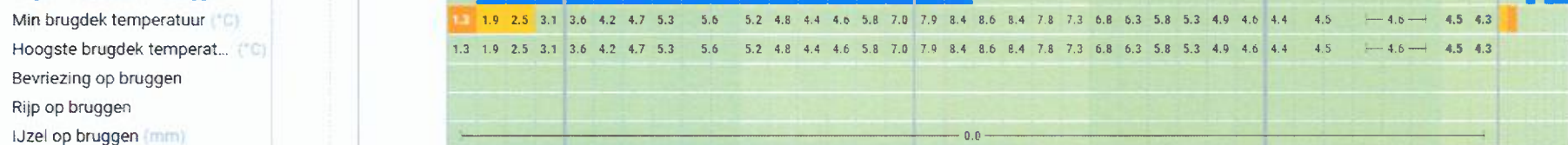
> Amsterdam-Noord Ransdorp /A




> Regio Amsterdam - Wegen /A



Regio Amsterdam - Bruggen /A



Regio Amsterdam - Fietspa... /A



Actielogboek +  
 Communicatie Logboek

Icon uitleg v

Kleur uitleg v

Grafiek overzicht

Ensemble